

ESU

FOOTBALL



Head Coach Denny Douds
Leads active NCAA coaches with 263 wins



Sr. OL Michael Fleming
3x All-PSAC East selection



R-Sr. DL Marc Ranaudo
2016 All-PSAC East 1st team



R-Sr. TB Jaymar Anderson
2017 All-PSAC East 1st team

2018

ESU At A Glance

Location	East Stroudsburg, Pa.
President	Marcia G. Welsh, Ph.D.
Member	Pennsylvania State System of Higher Education
System Chancellor ...	Dr. Daniel Greenstein
Founded	1893
Enrollment (Fall 2017)	6,742
Athletics	
Affiliation	NCAA Division II
Conference	PSAC Pennsylvania State Athletic Conference
School Colors	Red and Black
Team Nickname	Warriors
Athletic Director	
Dr. Gary R. Gray	570-422-3689
Associate AD for Student Success/SWA	
Dr. Nancy Jo Greenawalt	570-422-3795
Associate Athletic Director/NCAA Compliance	
TBA	570-422-3034
Director of Employee Relations/Compliance	
Lonnie Allbaugh	570-422-3245
Football Office	570-422-3322
Sports Information Director (FB Contact)	
Greg Knowlden	570-422-3312 gknowlden@esu.edu
Sports Information Assistant	
Erik Pedersen	570-422-3919 epedersen@esu.edu
Web Site	www.esu.edu
Athletics Web Site ...	www.esuwarriors.com
Twitter	@ESUWarriors
Key Campus Numbers	
Admissions	570-422-3542
Financial Aid	570-422-2800

TEAM INFORMATION

2017 Overall Record	3-8
PSAC East Record/Finish	2-5 (t-6th)
Letterwinners Returning/Lost	34/22
Offense	14/10
Defense	18/11
Special Teams	2/1
Starters Returning/Lost	15/7
Offense	7/4
Defense	8/3
Special Teams	2/0

HEAD COACH

Denny Douds	45th season
Alma Mater	Slippery Rock '63
Record at ESU/Overall	263-196-3 .. Division II record for games coached (462) PSAC record for wins (263)

HISTORY

First Season	1926
All-Time Record	479-332-19 (.589)
PSAC East Championships	15
PSAC Championships	9 '42, '54, '64, '65, '68, '75, '76, '78, '82
NCAA Playoff Appearances	4 1991, 2004, 2005, 2009

Starters Returning/Lost

Offense

RETURNING (7): QB Ben Moser, TB Jaymar Anderson, WR Javier Buffalo, WR Jylil Reeder, LT Michael Fleming, LG Mike Nieman, RT Shane Trevorah
LOST (4): FB Wyatt Clements, WR Tim Wilson, C Devon Ackerman, RG Norman Rogers III

Defense

RETURNING (8*): DE Joseph Odebode (from 2016), NG Marc Ranaudo (from 2016), NG Joseph Ruggiero, CB Andre' Gray, CB Jamal Cooley, S Justin Johnson, S Dylan Murphy, FS Billy Inge III
 * DE Justin Barat, DE Mike Zakrzewski will miss 2018 due to injury
LOST (3): LB Dakota Everett, LB Sekou Jones, LB Mike Wiand

Special Teams

RETURNING (2): K Jordan Walters, P Sam O'Brien
LOST (2): RS Marquis Fells, LS Dennis Long

Lettermen Returning/Lost

Returning Letterwinners (34)

QB (1) - Ben Moser
 TB (2) - Jaymar Anderson, Devante Robinson
 WR (5) - Javier Buffalo, Hassan Evans, Anthony Guarino, Jylil Reeder, R.J. Sarajian
 OL (6) - Andrew Bennett, Steven Feher, Michael Fleming, Levi Murphy, Mike Nieman, Shane Trevorah
 DL (5) - Keanan Baines, Andre Eldridge, Isaiah Reigel, Joseph Ruggiero, Jordan Watson
 LB (2) - Larry Mills, Mike Poulter
 DB (11) - Andrew Brown, Tyson Calhoun, Mark Collins, Jr., Jamal Cooley, Andre' Gray, Justin Haynes, Billy Inge III, Justin Johnson, Andrew Linder, Dylan Murphy, Chase Ober
 K (1) - Jordan Walters
 P (1) - Sam O'Brien

Letterwinners Lost (22)

QB - Tim DiGiorgio
 TB - James Bell, Marquis Fells
 FB - Wyatt Clements
 WR - Elijah Rehm, Tim Wilson
 TE - Anthony Angelichio, Anthony Castillo
 OL - Devon Ackerman, Norman Rogers III
 DL - Justin Barat, Denis Corbin, Mike Zakrzewski
 LB - Jameer Brooks, Dakota Everett, Sekou Jones, Rich Melito, Mike Wiand
 DB - Jean Charles, Isaiah Copes, Calvin Fielding
 LS - Dennis Long

ESU - Celebrating 125 Years of Service

Founded in 1893 as a Normal School, East Stroudsburg University has been offering quality higher education to the citizens of Pennsylvania for more than a century.

With an enrollment of almost 7,000 students and a strong commitment to academic excellence, ESU's programs continually earn the highest levels of accreditation in their fields.

The university's most recently constructed and largest academic building is the \$40 million Warren E. and Sandra Hoeffner Science and Technology Center, a state-of-the-art facility and the first new major academic building at ESU since 1979. The late Warren Hoeffner '55, quarterback of the Warriors' 1954 championship team, and his wife Sandra were the lead donors for the project.

The Center is in its 11th year of service and features a planetarium, rooftop observatory and a wildlife museum of natural history. The facility supports research activities and provides classroom, laboratory, conference and office space for diverse departments from the sciences and mathematics to computer science.

Other recent contributions to the ongoing transformation of the campus include the construction of new residence halls and an investment of over \$10 million dollars in projects associated with storm water management and campus beautification. The campus consists of 68 buildings on 258 acres.

Approximately 3,000 students reside on or near campus in five traditional residence halls, two suite-style halls and two apartment complexes - the University Apartments and the University Ridge apartments. University Ridge, a 10 building apartment-style housing complex adjacent to campus, accommodates more than 500 students.

Approximately 75 percent of the students receive some form of financial aid, including scholarships, loans and grants.

The 2018-19 academic year will mark the university's 126th year of operation and the school has more than 40,000 alumni.

ESU, like many other public colleges and universities across the country, started as a normal school, a professional school for the training of teachers.

ESU History

East Stroudsburg Normal School was founded to serve students in the state's normal school fourth district and had 320 students enrolled when classes started on September 4, 1893.

In 1926 after the state assumed control of the school, the original name was changed to **East Stroudsburg State Teachers' College**.

The school became **East Stroudsburg State College** in 1960 to reflect the school's expanded curriculum with liberal arts programs and graduate degrees.

In July 1983, the Pennsylvania General Assembly established the Pennsylvania State System of Higher Education consisting of 14 universities and **East Stroudsburg University** was born as a comprehensive regional institution.

2018 ESU FOOTBALL MEDIA GUIDE

2018 Football Schedule

Thursday, Aug. 30 at Ferris State **7:30**

ESU travels to Ferris State (Mich.) for the first meeting in program history, and first trip to Michigan since falling to Grand Valley State in the DII semifinals in 2005. The Bulldogs, who have made consecutive DII quarterfinals, will be ESU's 62nd different opponent in its 91st season of varsity football, and 42nd in 45 years under Denny Douds.

Saturday, Sept. 8 SETON HILL **6:05**

ESU meets Seton Hill for the 2nd time, and first at Eiler-Martin Stadium. The Warriors won 70-7 on the road in 2013. The Griffins were 0-11 last fall after a 5-6 mark in 2016.

Saturday, Sept. 15 at Edinboro **12:00**

ESU renews acquaintances with the Fighting Scots after a 2-year absence. The Warriors are 13-6 vs. Edinboro all-time, including 9-4 since 2000, and have won 3 straight - 27-26 in the 2011 season finale, 47-34 on the road in 2014, and 56-12 at home in 2015.

Saturday, Sept. 22 *LOCK HAVEN (Family Weekend) **2:05**

Jaymar Anderson ran for 200 yards and 3 TD in a 37-27 road win last year, avenging LHU's 66-41 win in 2016. ESU had won 7 straight in the series prior to that setback, and is 4-1 vs. LHU since the Bald Eagles moved to the PSAC East in 2013. ESU leads 12-7 all-time.

Thursday, Sept. 27 *at Millersville **7:05**

The Warriors travel to Millersville for a Thursday night kickoff, the return trip of the Marauders' 12-0 Thursday night win at ESU last year. ESU leads 42-26-1 and had won 5 straight, 8 of the last 9 and 14 of the last 16 meetings since 2001 before last fall.

Saturday, Oct. 6 *KUTZTOWN **6:05**

Kutztown led 3-0 late in the first half in a 41-9 victory last year, its 4th straight and 7th in the last 8 meetings. The Warriors still hold a 44-21-1 lead all-time. Prior to the most recent stretch, they won 9 straight from 2001-09. ESU's last home win was 27-3 in 2008.

Saturday, Oct. 13 *at Bloomsburg **2:00**

Bloomsburg overcame a 28-10 deficit in a 38-28 win last year, scoring the game's final 28 points, to take a 41-39-2 edge with its 2nd straight win. ESU's 35-34 win in 2015 was its first vs. BU since the 2005 NCAA DII Playoffs, and first in the regular season since 2004.

Saturday, Oct. 20 *WEST CHESTER **4:05**

West Chester held off a late ESU rally, with Ben Moser throwing 3 4th-quarter TD passes, for a 31-26 win last year. WCU has won 13 of the last 15 to improve to 60-22 in the all-time series. ESU's most recent win was a 35-28 victory in 2012 at Eiler-Martin Stadium.

Saturday, Oct. 27 OHIO DOMINICAN **1:05**

ESU meets its second first-time opponent of the season, as Cheyney's decision to discontinue its football program created a vacancy on the mid-season schedule. The Panthers were 7-3 last year, winning their final 7 games, to earn the GMAC title.


Saturday, Nov. 3 *at Shippensburg **1:00**

Shippensburg leads the series, 33-18-2, after a 40-0 win last fall. Ship is 8-2 since moving to the PSAC East in 2008 and has won 8 of the last 9, with ESU's only win 37-33 on the road in 2014. Ship prevailed 69-67 (5OT) in 2015, the 2nd-most points in PSAC history.

Saturday, Nov. 10 at Clarion **12:00**

ESU meets Clarion for the first time since a 48-28 win in 2013. The Warriors are 9-4 all-time, going 8-1 since 2000, but dropped their last trip to Clarion in 2012 (31-27). They split a pair of PSAC title games, with ESU winning 49-4 in 1978 and Clarion 27-14 in 1983.

***Pennsylvania State Athletic Conference East Game. HOME GAMES in CAPS**



On the Cover: ESU returns 3 All-PSAC East selections for the 2018 season - Sr. OL Michael Fleming, R-Sr. DL Marc Ranaudo and R-Sr. TB Jaymar Anderson - under head coach Denny Douds.

Table of Contents

The University	IFC
Media Services/Sports Information	2
Warriors Football Scholarships	9
Eiler-Martin Stadium	11
The Coaching Staff	
Head Coach Denny Douds	3-5
Assistant Coaches/Staff	6-8
Warriors Coaching Legacy	10
The 2018 Warriors	
Player Bios	12-27
Roster	28-29
The 2017 Season	
2017 Game-by-Game	30-34
2017 Statistics	36-37
Football History	
Program History	35
All-Star Honors	39-41
School Records	42-77
Year-by-Year Record	78
All-Time Schedule	79-84
All-Time Series	85-87
All-Time Lettermen	88-91
Warriors in the Pros.	92
Jimmy Terwilliger	IBC
The PSAC	
PSAC Standings, Champions	38

The 2018 Football Guide Credits

The 2018 ESU Football Guide is published by the Sports Information Office

GREG KNOWLDEN, SPORTS INFORMATION DIRECTOR

ERIK PEDERSEN, SPORTS INFORMATION ASSISTANT

Cover Design: ESU Graphics Center, Cindy Chardiet-Vojnovic

Cover Photos: Bob Shank

Editing Assistance: ESU University Relations staff: Brenda Friday, Elizabeth Richardson, Caryn Fogel and Mary Davis.

Printing: ESU Graphics Center

All information in this guide is current as of August 15, 2018

East Stroudsburg University of Pennsylvania does not discriminate on the basis of race, color, religion, national origin, gender, veteran status, disability or age in its programs and activities in accordance with state and federal laws.

The following person has been designated to handle inquiries regarding this policy:

Director of Diversity/Ombudsperson, 200 Prospect Street, 115 Reibman Building, East Stroudsburg, PA 18301 or call 570-422-3656.

For special accommodations at any of the events listed in the ESU Football Media Guide, contact the Office of Sports Information at (570) 422-3312.

The Warriors in the News

Newspaper Coverage

The Pocono Record

Stroudsburg, Pa. • (570) 421-3000
Email: sports@poconorecord.com
Mike Kuhns, Sports Editor

The Express-Times

Easton, Pa. • (610) 258-7171
Email: sports@express-times.com
Kyle Craig, Managing Producer

The Morning Call

Allentown, Pa. • (610) 820-6500
Email: sports@mcall.com
Ernie Long, Senior Content Editor
Tom Housenick, Sports Writer

The Stroud Courier

ESU student paper • (570) 422-3295

Television Coverage

Blue Ridge Cable TV (13)

Palmerton, Pa. • (610) 826-4060
Bob Capasso, Sports Director
Brian Unangst, Sports Reporter
Mark McKeehan, Sports Reporter

Blue Ridge is in its 32nd year televising ESU football. All home games will air live and re-air on selected days and times; please check brctv13.com for more info
• Chris Doty (play-by-play) and Jim Riley (color commentary)

WBRE TV (28)

Wilkes-Barre, Pa. • (800) 358-9273
A.J. Donatoni

WNEP TV (16)

Scranton, Pa. • (570) 346-7474
Jim Coles, Sports Director

FOX 56

Plains, Pa. • (570) 970-5600
Bob Ide, Sports Director

ESU Radio Network

ESPN Poconos 840 AM redzonemedia.com

Stroudsburg, Pa. • (570) 421-2100
WVPO (ESPN Poconos) 840 AM is in its 56th year broadcasting ESU football. The station has been honored with AP Broadcasters' Association state awards for its coverage of ESU football.

• Chuck Seese (play-by-play, 30th season), 2009 PSAC Heaslip Award winner, and Bob Brittain (color commentary, 18th season)

WESS 90.3 FM

ESU campus radio • (570) 422-3615
• May broadcast ESU home football games

Future Schedule

2019

September

7 Sat. at Wagner
14 Sat. at Seton Hill
21 Sat. **EDINBORO**
28 Sat. *at Lock Haven

October

5 Sat. ***MILLERSVILLE**
12 Sat. *at Kutztown
19 Sat. ***BLOOMSBURG**
26 Sat. *at West Chester

November

2 Sat. TBA
9 Sat. ***SHIPPENSBURG**
16 Sat. **CLARION**



TM

Media Services/Press Box Information

The media is always welcome on the campus of East Stroudsburg University. The following information is provided for the use of the media. If we can be of assistance, please see a member of the Sports Information staff.

Interview Requests

Players and coaches will be made available for interviews either before or after practice upon request. Players and coaches will not be available on game days until after the game. Please direct interview requests to Greg Knowlden, Sports Information Director, at (570) 422-3312 or via e-mail at gknowlden@esu.edu. All requests must be made at least 24 hours in advance.

Press Credentials

Press credentials and sidelines passes for working photographers may be obtained by e-mailing or calling the sports information office by Thursday the week of each game. Please understand that seating in the press box is limited. Photographers must adhere to NCAA guidelines when on the sidelines.

Pre-Game Information

Numerical rosters of both teams, pre-game releases and statistics are available before the game in the press box.

The Press Box

The Eiler-Martin Stadium press box was built in 1988. The press box is fully-enclosed and air-conditioned. It includes booths to accommodate radio and television crews, newspaper reporters and members of the coaching staffs of each team.

The main press room is on the 50-yard line with large picture windows that allow the media to see the entire field.

No guests or scouts are allowed in the press box. Alternate seating arrangements for scouts on tables at the top of the bleachers will be made.

There is no cheering allowed in the press box. Refreshments are provided at halftime.

Telephones

There are four telephone lines in the press box. Three are for radio stations, including the station covering the visiting team, and the fourth is an outside line. Wireless Internet

Access is available for the press to file stories in the Eiler-Martin Stadium press box.

Post-Game Interviews


ESU head coach Denny Douds will be available approximately 15 minutes after the game for interviews (location to be determined by sports information director).

ESU's top players in the game will be interviewed first on the sidelines by Blue Ridge Cable television and then in the press box by WVPO and WESS radio. They will be available to the print media once those obligations are completed.


Statistics

Full game statistics are provided at halftime and following the game, including a complete play-by-play and game summary. Updated statistics are also available on monitors in the press box, and live statistics are available to the public on the ESU athletics website.


HEAD COACH DENNY DOUDS




1974 Head Shot




1977 Media Guide



1981 Media Guide




1990




2005 Northeast Region Championship



2015 comeback win vs. Bloomsburg



1982 Lambert Trophy - with assistant coaches Quentin Currie and Mike Terwilliger



2005 with Harlon Hill Award recipient Jimmy Terwilliger

HEAD COACH DENNY DOUDS

Coach Denny Douds

45th Year

Career Record: 263-196-3

Nine PSAC titles

Four NCAA Playoff appearances

2005 Northeast Regional title

Denny Douds, the all-time winningest coach in the history of the Pennsylvania State Athletic Conference, enters his 45th season as head coach and 53rd year at East Stroudsburg University in 2018.

He is the winningest active coach in NCAA football with 263 career victories, following the retirement of Shepherd's Monte Cater following the 2017 season.

He ranks 16th in NCAA history in career wins and seventh in games coached (462), behind only John Gagliardi, Eddie Robinson, Amos Alonzo Stagg, Joe Paterno, Bobby Bowden and Pop Warner.

He ranks 10th in NCAA history in career wins at one institution.

Douds has reached numerous milestones for coaching success and longevity, and has spent 55 seasons in the coaching profession - including 52 at ESU, 44 as head coach and eight as an assistant.


He is one of 15 men to reach 40 seasons as head coach in college football history, the ninth to coach 40 years at one school, and the fifth to spend all of his 40+ year career at the same institution.

Douds set the NCAA Division II record for most games coached in 2011, surpassing Jim Malosky of Minnesota-Duluth (393 games) on October 22 against Millersville.

He set the PSAC record for career wins in 2008 with a 44-41 (OT) victory over Shippensburg, his 213th career victory, surpassing Gene Carpenter of Millersville.

Douds, the only PSAC coach who is an active member of the teaching faculty at their school (following the retirement of Dr. George Mihalik at Slippery Rock in December 2015), was the recipient of ESU's Great Teacher Award in the fall of 2013.

Douds' coaching career at ESU has spanned 52 years and six decades since he took over as head coach in 1974 following eight years



as an assistant coach. He has been part of 308 of the 479 wins in program history in his 52 seasons. As head coach, he has mentored 24 Associated Press Little All-Americans, six AFCA All-Americans and six finalists for the Harlon Hill Award, including quarterback Jimmy Terwilliger, who won the award in 2005.

ESU was 4-7 in 2016, ending a run of four consecutive years with at least a .500 record. The previous decade (2000-09) featured a 77-34 record, nine winning seasons, three NCAA Division II Playoff appearances and two PSAC East championships.

The Warriors made their fourth-ever trip to the NCAA postseason - all under Douds' leadership - in 2009, with an 8-3 regular season record before falling to Edinboro in the first round of the playoffs. ESU went 9-2 in 2008, which included the PSAC record-setting 213th win of Douds' career with a 44-41 overtime victory against Shippensburg.

ESU's other NCAA Division II Playoff trips came in 1991, 2004 and 2005. In 2005, the Warriors won three straight playoff games to claim the Northeast Region championship before bowing out in the national semifinals. ESU's 11-3 record set a school record for wins in a single season.

ESU's seven straight winning seasons from 2000-06 was the longest such streak of Douds'

Coach Douds' Career Record at a Glance

	W	L	T	Pct.
Overall Record	263	196	3	.573
Home Record	134	90	0	.598
Away Record	126	105	3	.545
Neutral Record	3	1	0	.750
vs. PSAC East	158	108	1	.594
PSAC East Home	77	55	0	.583
PSAC East Away	78	53	1	.591
PSAC East Neutral	3	0	0	1.000
vs. PSAC West	37	46	0	.446
PSAC Title Games	3	1	1	.700
NCAA Playoff Games	4	4	0	.500
vs. Non-PSAC Teams	61	37	1	.621
Opening Games	32	12	0	.727
Closing Games	18	25	1	.420
Family Day Games	25	19	0	.568
Homecoming Games	26	18	0	.591

career. The Warriors put together six consecutive winning seasons from 1975-1980 after going 5-5 in Douds' first season at the helm, and he has sported a winning record as a head coach ever since.

The senior head football coach in the country continues to bring the same love and enthusiasm for coaching young men as when he took over as head coach in 1974.

A native of Indiana, Pa., Douds was a high school coach in Erie, Pa. for two years and an assistant coach at West Virginia University for one year before accepting an assistant coach position at ESU in 1966.

He started as the Warriors' tight ends and linebackers coach under head coach Charlie Reese, and then became the team's defensive coordinator in 1968. After eight seasons assisting Reese, Douds took over as the school's eighth head football coach.

What They're Saying About Coach Douds

"Many of the things I teach now I copied from Coach Douds — having a positive attitude, taking care of your family, teammates and friends. He put us in a position to be successful in life."

• **James Franklin, head coach, Penn State, ESU Hall of Fame**

"He emphasized three things — a work ethic, doing things right, and enthusiasm. What I learned from Coach Douds has carried over to coaching in the Big 10, SEC and the NFL."

• **Harry Hiestand, offensive line coach, Chicago Bears**

"From the time he talks to you as a recruit until years after you've played, Denny Douds is always there for you. I know I'm blessed to have been associated with such a fine man."

• **Pat Flaherty, offensive line coach, Jacksonville Jaguars, ESU Hall of Fame**

"What makes Denny so special is that he cares about people. Every year we have a new group of guys come in and he's going to make sure that they reach their goals. He's touched so many lives in so many ways."

• **Mike Terwilliger, offensive coordinator, ESU, ESU Hall of Fame**

Most Victories (Active Coaches)

	Wins	Years	Division
1. Denny Douds - East Stroudsburg	263	45th	II
2. Al Bagnoli - Union (N.Y.), Penn, Columbia	248	37th	FCS
3. Jimmye Laycock - William & Mary	245	39th	FCS
4. Brian Kelly - Grand Valley, Central Mich., Cincinnati, Notre Dame	240	29th	FBS
5. Rick Giancola - Montclair State	239	36th	III

Most Games (Active Coaches)

	Games	Years	Division
1. Denny Douds - East Stroudsburg	462	45th	II
2. Jimmye Laycock - William & Mary	436	39th	FCS

Most Years at One School (ALL-TIME)

	Years	Total Years Coached
1. John Gagliardi - St. John's (Minn.)	60	1953-2012
2. Eddie Robinson - Grambling	55	1941-42, 45-97
3. John E. Dorman - Upper Iowa	50	1905-06, 09-42, 45-59
4. Joe Paterno - Penn State	46	1966-2011
5. Denny Douds - East Stroudsburg	45th	1974-pres.
6. Roland Ortmyer - La Verne (Calif.)	43	1948-90
7. Amos Alonzo Stagg - Chicago	41	1892-1932
Bob Ford - Albany	41	1973-2013
9. Jim Malosky - Minn.-Duluth	40	1958-97

HEAD COACH DENNY DOUDS

Dating back to Jack Gregory (1959-65) and Reese (1966-73), ESU has had just three head football coaches in the last half-century.

Under Douds' direction, the Warriors have captured nine PSAC Eastern Division titles with solo first-place finishes in 1975, 1976, 1978, 1982, 1983 and 1991 and ties for the top spot in 1980, 2002 and 2003.

Before the PSAC championship game was eliminated in 1987, the Warriors won overall crowns in 1975, 1978 and 1982 and tied for the title with Shippensburg in 1976.

The 1975 and 1976 teams were both unbeaten and compiled a 19-game winning streak before the 14-14 tie with Shippensburg in the 1976 PSAC title game. The 1978 squad finished 10-1 and scored the most one-sided win in PSAC championship game history, winning 49-4 over Clarion.

The 1982 team won the school's first ever Lambert Trophy as the top Division II football team in the East and was selected as the ECAC Division II Team of the Year.

The 1991 squad gained the school's first-ever NCAA Division II Playoff berth after winning the PSAC Eastern Division title, while the 2004 team advanced to the second round of the playoffs and tied the previous school record for wins with a 10-2 mark.

The 2005 team broke the school record with 11 wins, won the Lambert Trophy and produced five All-America selections. Record-setting quarterback Jimmy Terwilliger received the Harlon Hill Award as the most outstanding player in Division II football, and was joined on All-America teams by kicker Mark Brubaker, fullback Anthony Carfagno, punter Ken Parrish and wide receiver Evan Prall.

Other recent All-Americans include Nick Krut, the nation's leading punter in 2008, three-time All-America linebacker Matt Freed (2008-10), defensive tackle Bryan Thomson (2012), fullback Thomas Tippet (2013), Harlon Hill finalist quarterback Matt Soltes (2015) and wide receiver Jon Schnaars (2015), DII's leading receiver as a senior.

Terwilliger, the son of offensive coordinator Mike Terwilliger, has played a significant role in the latest chapter of Douds' career. Terwilliger finished his career in 2006 with 16 ESU and 18 NCAA records, including tying the all-division record with 148 touchdown passes. He also held Division II records for passing yards (14,350) and total offense (16,064). Terwilliger threw for 4,571 yards and 50 TDs to claim the Harlon Hill Award as a junior in 2005.

Terwilliger, a four-time Harlon Hill candidate and three-time finalist, is one of eight Warriors who have been Hill candidates since 1989. Five are quarterbacks - James Franklin, Damian Poalucci, Terwilliger, Ray Wagner and Soltes.

One of Douds' many career highlights came in January 2014 when Franklin was named head coach at Penn State after three years at Vanderbilt.

Douds has been honored by his peers many times. He was named the Kodak College Division Coach of the Year three times (1975, 1976, 1982), the PSAC Coach of the Year twice (1975, 1978) and the PSAC East Coach of the Year three times (1976, 1982, 2002).

In 1976, he was the first unanimous winner of the Stan Lomax-Irving T. Marsh Award as selected by the New York Football Writers' Association as the Eastern College Division Coach of the Year.

As a player, Douds was a standout lineman for Slippery Rock University as a right guard on offense and a nose tackle on defense. His play earned him All-Conference, All-State and NAIA All-America honors. He was named the school's outstanding senior athlete in 1962-63.

That same year, Douds was co-captain of the Slippery Rock football team which won the conference title by beating ESSC, 13-6, in the 1962 State Game.

He has been an active member of the American Football Coaches' Association and is an active volunteer for charitable and church activities in the community.

In addition to his football coaching duties at ESU, Douds is an assistant professor of Sport Studies.

He is a member of four Athletic Halls of Fame — ESU, Slippery Rock University, Indiana County and Northeast Pennsylvania. He was inducted into the ESU Athletic Hall of Fame in 1998.

Douds and his wife Judy, also a Slippery Rock graduate, celebrated their 54th wedding anniversary on June 20, 2018. They have two children and five grandchildren.

PERSONAL

Name: Dennis Carl Douds

Born: February 16, 1941, Indiana, Pa. **Married:** June 20, 1964

Wife: The former Judy Nylander (Slippery Rock '63) of Pittsburgh, Pa.; retired as teacher at the Clearview Elementary School, Stroudsburg, Pa.

Children: Mrs. Jill Koerber (Slippery Rock '88), recreation therapist in Toms River, N.J. Douglas (Wake Forest '90), Colonel in the United States Marine Corps

Grandchildren: Zachery Douglas Koerber, 25; Tyler Gregory Koerber, 23; Morgan Anne Koerber, 21; Gus Garrison Douds, 18; Sam Douds, 15.

EDUCATION

Indiana High School, Indiana, Pa. 1959

Slippery Rock University, B.S. in Physical Education 1963

West Virginia University, M.S. in Physical Education 1966

HEAD COACHING

2017	East Stroudsburg	3-8	Tie 6th East
2016	East Stroudsburg	4-7	6th East
2015	East Stroudsburg	6-5	5th East
2014	East Stroudsburg	6-5	Tie 3rd East
2013	East Stroudsburg	7-4	4th East
2012	East Stroudsburg	5-5	Tie 3rd East
2011	East Stroudsburg	3-8	7th East
2010	East Stroudsburg	3-8	6th East
2009	East Stroudsburg	8-4	5th East; NCAA Playoffs - 1st round
2008	East Stroudsburg	9-2	3rd East
2007	East Stroudsburg	3-6	Tie 3rd East
2006	East Stroudsburg	7-4	3rd East
2005	East Stroudsburg	11-3	3rd East; NCAA Playoffs - semifinals
2004	East Stroudsburg	10-2	2nd East; NCAA Playoffs - 2nd round
2003	East Stroudsburg	8-3	East Champion
2002	East Stroudsburg	8-2	East Champion
2001	East Stroudsburg	7-3	2nd East
2000	East Stroudsburg	6-5	4th East
1999	East Stroudsburg	4-7	5th East
1998	East Stroudsburg	2-8	5th East
1997	East Stroudsburg	4-6	Tie 4th East
1996	East Stroudsburg	6-4	Tie 2nd East
1995	East Stroudsburg	4-6	4th East
1994	East Stroudsburg	5-5	5th East
1993	East Stroudsburg	7-2-1	Tie 2nd East
1992	East Stroudsburg	8-2	2nd East
1991	East Stroudsburg	8-3-1	East Champion; NCAA Playoffs - 1st round
1990	East Stroudsburg	6-4	Tie 2nd East
1989	East Stroudsburg	6-4	Tie 4th East
1988	East Stroudsburg	4-6	4th East
1987	East Stroudsburg	4-6	Tie 5th East
1986	East Stroudsburg	1-9	Tie 5th East
1985	East Stroudsburg	2-8	5th East
1984	East Stroudsburg	5-5	4th East
1983	East Stroudsburg	7-4	East Champion
1982	East Stroudsburg	9-2	Champion
1981	East Stroudsburg	4-6	Tie 2nd East
1980	East Stroudsburg	6-4	Tie 1st East
1979	East Stroudsburg	7-3	Tie 3rd East
1978	East Stroudsburg	10-1	Champion
1977	East Stroudsburg	6-2	3rd East
1976	East Stroudsburg	9-0-1	Co-Champion
1975	East Stroudsburg	10-0	Champion
1974	East Stroudsburg	5-5	3rd East

Won-Loss Record 44 years • 263-196-3 • .573 winning percentage

ASSISTANT COACHING

1973	East Stroudsburg	Def Coordinator	6-1-1	2nd East
1972	East Stroudsburg	Def Coordinator	4-5	Tie 6th East
1971	East Stroudsburg	Def Coordinator	6-3	Tie 2nd East
1970	East Stroudsburg	Def Coordinator	5-4	Tie 2nd East
1969	East Stroudsburg	Def Coordinator	5-3	Tie 2nd East
1968	East Stroudsburg	Def Coordinator	8-0-1	Co-Champion
1967	East Stroudsburg	Asst Coach	7-1	2nd East
1966	East Stroudsburg	Asst Coach	4-4	2nd East
1965	West Virginia	Asst Frosh Coach	4-1	
1964	McDowell H.S.	Asst Coach	7-2	
1963	McDowell H.S.	Asst Coach	6-3	

PLAYING RECORD

1962	Slippery Rock	Chuck Godlosky	9-1	Champion
1961	Slippery Rock	Chuck Godlosky	6-3	West Champion
1960	Slippery Rock	Chuck Godlosky	5-1-2	3rd West
1959	Slippery Rock Frosh	Chuck Godlosky	5-0	
1958	Indiana High School	Dick Farbaugh	8-1	
1957	Indiana High School	Dick Farbaugh	9-0	
1956	Indiana High School	Dick Farbaugh	9-0	

TEACHING

1966- Asst. Prof. of Physical Education and Sport Studies at ESU; coached Men's Swimming 1967-73.

1965-66 Graduate Assistant at WVU, taught Physical Education courses, directed intramural program.

1963-65 Physical Ed. and Safety Ed. at McDowell High School, Erie, Pa.; coached tennis.


ASSISTANT COACHES

Denny Douds By The Numbers

- 45th season as head coach
- 53rd on ESU coaching staff
- 462 games as head coach (Division II record)
- 263 wins (PSAC record)
- part of 530 (of 830) games and 308 (of 479) wins in program history
- 9 PSAC East championships as head coach
- 3-0-1 record in PSAC championship games (won 1975, 1978, 1982, tied 1976)
- 4 NCAA Playoff appearances (1991, 2004, 2005, 2009)

Has coached against:

- 41 schools
- 113 head coaches
- 1,099 letterwinners as coach (since 1966)
- 948 letterwinners as head coach (since 1974)
- 385 All-PSAC selections
- 196 All-PSAC first team selections
- 4 four-time 1st team All-PSAC East selections (Jimmy Terwilliger, Mark Brubaker, Kevin Nagle, Jeff Johnson)
- 67 ECAC All-Region selections (1974-2002)
- 42 CoSIDA All-Region selections (since 1993)
- 24 AP Little All-America selections (20 individual players)
- 1 3-time Little All-American (Matt Freed)
- 3 repeat Little All-Americans (Matt Freed, Jimmy Terwilliger, Evan Prall)
- 6 AFCA All-America selections
- 6 Harlon Hill finalists (Matt Soltes, Jimmy Terwilliger 3 times, Damian Poalucci, Dennis Mailhot)
- 1 Harlon Hill winner (Jimmy Terwilliger, 2005)
- 2 NFL Draft picks (Dan Murray 1988, Ray Yakavonis 1980)
- 13 Academic All-Americans (Devon Ackerman 3x, Jon Schnaars 2x, Bryan Thomson, Robert Bleiler, Matt Freed 2x, Matt Crispell, Ed Detwiler, Ernie Siegrist, Warren Brown)
- 28 Academic All-District selections



Mike Terwilliger and Denny Douds after Douds set the DII record for games coached in 2011.

Jimmy Terwilliger Associate Head Coach



Jimmy Terwilliger, ESU's record-setting quarterback and the 2005 Harlon Hill Award winner as the most outstanding player in Division II football, is associate head coach under Denny Douds as he enters his fourth season at ESU in 2018.

He was ESU's defensive backs coach from 2015-17, which included mentoring cornerback Teron Dobbs to All-PSAC East honors his first season. Most recently, free safety Billy Inge III and safety Justin Johnson finished 1st and 2nd in DII in forced fumbles in 2017.

Terwilliger, a four-time Harlon Hill candidate and three-time finalist, graduated with 18 NCAA Division II records and two NCAA all-division records as part of his All-America career at ESU (2003-06). He was inducted to the ESU Athletic Hall of Fame in fall 2017.

He led the Warriors to two NCAA DII Playoff appearances (2004 and 2005) and won the Northeast Region title in 2005, advancing to the national semifinals. ESU won the PSAC East regular season title in 2003.

He tied the NCAA all-division record for touchdown passes (148) and set DII career records for total offense (16,064 yards), passing yards (14,350), pass efficiency (170.7), touchdowns responsible for (161) and points responsible for (966).

In his record-setting 2005 season, Terwilliger threw for 4,571 yards and 50 touchdowns, and ran for 389 yards and four TD for 4,960 yards of total offense, leading the Warriors to an 11-3 record.

He was the first quarterback in DII history with 3,000 yards of total offense in each of his four seasons. He was a three-time All-America selection, and was twice named to the AP Little All-America second team (2005 and 2006).

He was a three-time first team Daktronics All-Region selection (2004-06) and a three-time PSAC East Offensive Player of the Year (2003-04, 2006). He is the only QB in PSAC East history to be named first team in each of his four seasons.


He graduated from ESU in 2007 with a degree in Health and Physical Education. He was named to the PSAC Top 10 in 2005 and 2006 and was an Academic All-District selection in 2004.

He was a health and physical education teacher for eight years in the East Stroudsburg, Pleasant Valley and Parkland school districts.

Terwilliger helped Parkland to the District 11 championship in 2014 after leading Pleasant Valley to the District playoffs three times (2010, 2012, 2013) in five years as head coach. He coached PV to the MVC championship in 2010 and was named the MVC Coach of the Year.

He was an assistant coach under his high school coach, Ed Christian, at East Stroudsburg South in 2007 and 2008 and helped the Cavaliers to a pair of District playoff appearances.

Mike Terwilliger Offensive Coordinator



Mike Terwilliger, a member of the ESU Athletic Hall of Fame as a player and a coach, enters his 45th year at ESU and his 41st as an assistant coach during the 2018 season.

Terwilliger has twice been recognized with major national awards

by the American Football Coaches Association - he was named DII Assistant Coach of the Year in 2006, and was honored as the Outstanding Achievement Award recipient in 2015.

Terwilliger has been involved in all 462 games - the Division II record - that Denny Douds has been on the sidelines as a head coach. He was a four-year starter at quarterback for the Warriors from 1974-77, and has been an assistant coach since graduating in the spring of 1978 with a degree in health and physical education. He also holds a Master's degree in physical education from Temple University, which he earned in 1983.

Terwilliger has been the offensive coordinator since 2001 and has led a record-setting offense that averaged at least 24 points per game for 16 straight seasons. ESU QB's ranked in the top three in the PSAC in total offense in every season from 2002-15 - Matt Soltes (2012-15), Ray Wagner (2011), Matt Marshall (2009-10), Tim Roken (2007-08), Jimmy Terwilliger (2003-06) and Jeremy Palm (2002).

Terwilliger's son, Jimmy, set the standard for ESU, PSAC and Division II quarterbacks in his career from 2003 through 2006. He set 16 ESU and 18 NCAA records, including Division II marks for passing yards (14,350), total offense (16,064) and passing touchdowns (148). Jimmy was a three-time selection as the PSAC East Offensive Player of the Year and won the Harlon Hill Award in 2005 as the most outstanding player in Division II football.

ESU has a long history of standout quarterbacks with Mike Terwilliger playing a prominent role. He was 30-4-1 as a starter, leading the Warriors to undefeated seasons and PSAC championships in 1975 and 1976. He was inducted to the ESU Athletic Hall of Fame in 1994.

As ESU's quarterback coach since 1978, Terwilliger has tutored all of his successors at the position, including Andy Baranek, Bret Comp, James Franklin, Damian Poalucci, Jeremy Palm, Jimmy Terwilliger, Tim Roken, Matt Marshall, Ray Wagner and Matt Soltes.

Soltes was a three-time Harlon Hill candidate and a finalist as a senior in 2015, placing t-4th in the national voting. He set five DII records, including career TD passes per game (3.20), and also set PSAC records for total offense per game and passing yards per game that were held by Jimmy Terwilliger. He was named PSAC East Offensive Athlete of the Year and the regional player of the year by two organizations as a senior while also earning All-America

ASSISTANT COACHES

honors. Soltes' top target, Jon Schnaars, was DII's leading receiver.

ESU's quarterback has been named a candidate for the Harlon Hill Award in 11 of the last 24 years, the most in Division II. Franklin, the head coach at Penn State, was a candidate in 1994, followed by Poalucci in 1996 (finished 3rd) and 1997, Jimmy Terwilliger from 2003-06 (3-time finalist, won in 2005), Wagner in 2011 and Soltes from 2013-15.

Matt Marshall guided the Warriors to their most recent NCAA Playoff appearance in 2009, the first of his two years under center. Roken guided the Warriors to a 9-2 record in 2008 after taking over from Jimmy Terwilliger in 2007.

In 2005, the Warriors averaged 42.6 points per game and 508.4 yards of total offense as they won the Division II Northeast Region championship and advanced to the national semifinals for the first time in school history. The younger Terwilliger threw for 4,571 yards and 50 touchdowns, while the rushing game averaged 163 yards per game.

The 2004 Warriors recorded nearly 500 yards of total offense per game and Jimmy Terwilliger led the nation in pass efficiency while throwing for 3,826 yards, the third-highest total in PSAC history. In 2003, Terwilliger set the Division II record for total offense by a freshman.

Poalucci had a record-setting career as a three-year starter from 1995-97. He set DII records with 383.1 passing yards per game and 616 yards against Mansfield in 1996 and graduated with 17 school passing records.


Terwilliger has coached four All-America quarterbacks - Soltes (2015), his son Jimmy (2004-06), Poalucci (1996) and Andy Baranek (1984), who led the Warriors to the 1982 PSAC championship.

The Warriors have had an All-PSAC quarterback in 19 of the 40 seasons that Terwilliger has been on staff since 1978 - Barry Kennedy (1978-79), Baranek (1982-84), Franklin (1993-94), Poalucci (1996-97), Palm (2001-02), Jimmy Terwilliger (2003-06), Wagner (2011) and Soltes (2013-15). The Warriors' signal caller has been named to the first team 12 times.

As a player, Terwilliger was one of the finest quarterbacks in program history. After taking over as a starter early in his freshman year, Terwilliger guided the Warriors to a 30-4-1 record over four seasons. He earned All-Conference first team honors twice and was also an Associated Press Little All-America honorable mention selection. He threw for 3,799 yards and 33 touchdowns in his playing career.

Terwilliger and his wife Kim are the parents of three children - Jimmy, Kelly and Jackie. The Terwilligers live in East Stroudsburg.

Mike Santella Offensive Line/ Recruiting Coordinator



Mike Santella is in his 21st season as an assistant coach at his alma mater, and his 18th as the full-time offensive line coach, during the 2018 season. He has also served as the Warriors' recruiting coordinator since returning to ESU prior to

the 2001 season.

A 1994 graduate of ESU, Santella has made an impact as an assistant coach for two championship NCAA Division I-AA programs, and three NCAA Division II Playoff teams at ESU, during his coaching career.

His front five has provided the protection for the Warriors' record-setting offensive performances, and was instrumental in Jimmy Terwilliger's Harlon Hill campaign in 2005. ESU averaged nearly 500 yards of total offense and more than 35 points per game from 2004 through 2006. Most recently, the Warriors have ranked in the top 10 in Division II in total offense in 2012 (4th - 497.9 ypg), 2013 (7th - 508.1 ypg) and 2015 (10th - 488.0 ypg).

Santella has coached players who have combined for 23 All-PSAC selections and had at least one All-PSAC offensive lineman in every season from 2001 through 2013. Center Dan Caffrey was a first team All-PSAC East and Daktronics All-Region selection in 2011 as the Warriors led Division II in fewest tackles for loss.

Current senior Michael Fleming (2015-17), Seve Rivers (2011-12), Caffrey (2010-11), Morgan Thomas (2008-09), Mike Habel (2007-08), Dan Crozier (2004-05), Greg Munch (2002-03) and Joe Burton (2001-02) are all multiple-time All-PSAC honorees under Santella's mentorship. Norman Rogers III (2016), Cody Laubach (2013), Keith Weaver (2008), Jeff Kocsis (2005), Colin Delaney (2004) and Jim Sodano (2001) have also been all-conference.

Santella was a part-time assistant coach for the Warriors in both 1998 and 1999, working with the offensive line, and was a student coach in the fall of 1994 after receiving his bachelor's degree in physical education.

A native of Bethlehem, Pa., Santella went home to join the coaching staff at Lehigh University where he was an assistant for three years. He worked with the offensive line in 1995, coached the tight ends in 1996 and was the running backs coach in 1997.

Lehigh won the 1995 Patriot League championship in Santella's first year on the staff, and tailback Rabih Abdullah was a first team all-league selection and went on to play in the NFL.

In 2000, Santella was the tight ends coach at the University of Pennsylvania and helped the Quakers claim the Ivy League championship with a 7-3 record. The Quakers had the number one passing offense in I-AA football.

Chadd Braine Defensive Coordinator/Linebackers



Chadd Braine enters his fifth season on the Warriors' coaching staff as defensive coordinator in 2018.

Braine is a 1999 graduate of East Stroudsburg University and four-year letterwinner at defensive back from 1994-97.

ESU has had nine players named All-PSAC East since 2014 - defensive end Brandon Gattelli and defensive tackle Bryan Thomson (1st team), and linebacker Cody Simcox and cornerback Teron Dobbs in 2014; defensive end Ahmad McFarland, linebacker Sekou Jones and Dobbs in 2015; nose guard Marc Ranaudo (1st team), McFarland and linebacker Mike Wiand in 2016; and Jones and linebacker Dakota Everett in 2017.

The Warriors also had the top two players in DII in forced fumbles in 2017 in free safety Billy Inge III and safety Justin Johnson.

Braine arrived at ESU after five seasons as defensive coordinator and academic coordinator at William Paterson University from 2008-12, where he also coached the linebackers and defensive backs and guided a defense that ranked as high as 10th in DIII.

Braine's previous collegiate experience prior to William Paterson includes two years as assistant head coach, defensive coordinator and academic coordinator at Northern Michigan in 2006 and 2007.

He was the linebackers coach at Michigan Tech in 2004 and 2005. The 2004 squad won its first GLIAC championship and reached the NCAA DII quarterfinals.

Braine was also defensive backs coach at South Dakota in 2003 and linebackers coach at Ferrum (Va.) from 2000 to 2002, including the final two years as co-defensive coordinator. The 2000 defense led DIII in total defense, allowing 165.5 yards per game.

Braine began his coaching career at ESU as a student assistant in 1998 and graduate assistant coach in 1999.

He is also the founder of First and Goal Sports, LLC in Randolph, N.J., which runs youth football camps and clinics.

During his career at ESU, Braine was named to the All-PSAC East second team at defensive back in 1997 and played in 34 career games, including 26 starts.


He had 116 tackles, 5 TFL, 2 forced fumbles, 2 fumble recoveries, 17 pass breakups and 7 interceptions in four seasons. He compiled 55 tackles and 3 interceptions while starting all 10 games in 1997.

Braine was also a member of ESU's track program and set a school record in the 100m dash (10.55) which stood from 1998 to 2009. He was third in the PSAC in the 100m dash (10.65) and third in the ECAC in the indoor 55m dash (6.62) in 1998.

ASSISTANT COACHES/SUPPORT STAFF

Frank Lupin

Wide Receivers



Frank Lupin enters his 58th season in coaching in 2018, and his 37th as an assistant coach at ESU. Including eight years as a player, four in high school and four at ESU, this fall is Lupin's 66th in football. Lupin was recognized for his long-time

contributions to Warrior football when he was inducted into the ESU Athletic Hall of Fame in the fall of 2002. He was a player for the Warriors from 1957-60, served as a freshman coach in 1961, and returned to ESU as an assistant coach in 1983.

Lupin has developed all-conference, record-breaking pass catchers nearly every year, including Evan Prall, who set PSAC records with 4,093 yards receiving and 50 touchdowns in his career.

Jon Schnaars, DI-I's leading receiver in 2015 and a consensus All-America first team selection, broke Prall's career record with 239 receptions. He had 114 catches, 1,610 yards and 22 TD as a senior.

Prall was a two-time All-America selection and set PSAC marks with 1,766 yards receiving and 23 touchdowns as a junior in 2005. Mike Mancuso was a two-time All-America selection in 1996 and 1997.

All-Region wide receivers include Schnaars (2015), Robert Bleiler (2013), Dusty Reed (2011-12), Prall (2005-06), Tim Strenfel (2004), Mancuso (1996-97), Jason Killian (1996), Dennis Mailhot (1989) and Scott Benoit (1983).

ESU has had an All-PSAC East wide receiver in 30 of the 36 years that Lupin has been on staff, including every season since 2001. A total of 25 wide receivers have been named All-PSAC since 1983. The 1996 and 2005 teams both featured a pair of 1,000-yard pass catchers and 13 players have gone over 2,000 career receiving yards.


As a player at ESU, Lupin was one of the Warriors' top running backs under head coach Jack Gregory from 1957-60. As a senior, he averaged 7.3 yards per carry with 313 yards on 43 rushing attempts.

After leaving ESU, Lupin was an assistant coach at Binghamton (N.Y.) North High School from 1962-67, and was head coach at Waverly (N.Y.) HS from 1968-79. Lupin was the head coach at Pocono Mountain HS for three seasons before taking a position at ESU.

Lupin was a physical education teacher at the Pocono Elementary Center in Tannersville before retiring in 2003. He earned his bachelor's degree in Health and Physical Education in 1962, and his Master's degree in Physical Education in 1978.

Eric Saenz

Defensive Line



Eric Saenz enters his third season as defensive line coach at ESU during the 2018 season.

Saenz coached nose guard Marc Ranaudo to first team All-PSAC East and third team Football Gazette All-Region honors in 2016.

Defensive end Ahmad McFarland was named All-PSAC East second team for the second straight season.

Saenz was previously was the defensive line and special teams coach at Lock Haven from 2009-14, where he coached three All-PSAC selections in defensive end Nick Gounaris (2009-10), defensive tackle Skyler Wool (2011-12) and defensive end Tyrek Morgan (2013).


He also has coaching experience at John F. Kennedy High School (N.Y.) as offensive/defensive line coach in 2007-08, Christ the King Regional as assistant head coach and line coach from 2003-06 and defensive film breakdown coordinator in 2015, and Holy Trinity Diocesan High School as freshman head coach and line coach in 2002.

Saenz was an offensive lineman at C.W. Post and graduated in 2001. He was a member of the 2001 Northeast-10 championship team and two runner-up teams. He is a graduate of Christ the King Regional High School.

Saenz has camp experience with NFL High School Player Development, USA Football Youth Coaches Clinic (NY Giants/NY Jets), Penn State and Ohio State.

Nicholas Spause

Running Backs



Nicholas Spause, a former ESU offensive lineman and graduate assistant the last two seasons, continues on the Warriors coaching staff as running backs coach during the 2018 season.

A 2015 ESU graduate, Spause played in 26 games for the Warriors, including all 22 games over his final two seasons in 2014 and 2015. He started the final three games of his career at center.

He earned his undergraduate degree with a dual major in Sport Management and Communication Studies. He gained his Master's degree in Sport Management in 2018.

While at ESU, Spause was named to the National Football Foundation's Hampshire Society, accumulating at least a 3.2 grade-point average through his final year of eligibility.

David Castillo

Defensive Backs



David Castillo, a four-year starter and first team All-PSAC East cornerback for the Warriors as a senior in 2010, joins the ESU coaching staff as defensive backs coach for the 2018 season.

Castillo was previously head football coach at East Stroudsburg North High School in 2017. He was also an assistant coach at Wilkes in 2016, and has additional coaching experience in football and basketball in the East Stroudsburg North school district.

Following his career at ESU, Castillo competed in semi-professional football for the Lehigh Valley Steelhawks (2012-15), NEPA Miners (2012-14) and Erie Explosion (2014).

Castillo started 38 games in his career at ESU from 2007-10, finishing with nine interceptions and 36 pass breakups for 45 passes defended. He led the PSAC at 1.45 per game (3 interceptions, 13 breakups) as a senior. He helped the Warriors to a 9-2 record as a sophomore in 2008, and 8-4 record and NCAA DII Playoff appearance in 2009.

Castillo earned his bachelor's degree in Business Administration from ESU in 2014.

WARRIOR FOOTBALL SCHOLARSHIPS



The Warriors raise their helmets to the home crowd following a 48-28 win over Clarion in 2013.

ESU Foundation Warrior Football Scholarships

East Stroudsburg University has 49 football scholarships which have been established to support the program.

For more information, please call (570) 422-3658.

The 1968 Championship Football Team Annual Scholarship

David "Toby" Barkman '65 Endowed Scholarship

Ken '62 and Donna Benner Annual Scholarship

Derek Brown Memorial Annual Scholarship

Sterling '61/M'65 and Virginia '61 Brown Annual Scholarship

James A. Cantafio '76 Football Annual Scholarship

Thomas and Deanna Detwiler Football Endowed Scholarship

Detzi Family Football Annual Scholarship

Coach Denny Douds 50th Anniversary Celebration Annual Scholarship

Denny Douds Endowed Scholarship

Gaynor Family Football Annual Scholarship

Kathy Grayuski '82 M'88 Memorial Annual Scholarship

Jack Gregory '52 Football Endowed Scholarship

Peg and Jack '52 Gregory Annual Scholarship

Joseph C. '63 & Joanne '64 Heverin Endowed Scholarship

Robert A. Kearns '58 Football Endowed Scholarship

Betsie Kunkel Memorial Annual Scholarship

Dr. James & Mrs. Judith Leiding Endowed Scholarship

Doug Leonzi '94 Football Annual Scholarship

Bill '63 & Sandy '64 Lewis Annual Scholarship

Chris MacIsaac '02 Annual Scholarship

Mancuso Family Football Endowed Scholarship

Doug '67 M'69 and Marilyn McNamee Football Annual Scholarship

Maury Molin '76 Annual Scholarship

Miles Montague Football Annual Scholarship

Old Hats Annual Scholarship

Dr. Cummings A. "Jake" Piatt '61 Memorial Endowed Scholarship

Matthew J. Rapa '05 Football Annual Scholarship

Bob Richey '73 Football Annual Scholarship

James C. Roberts IV Memorial Endowed Scholarship

S. Jerome and Phyllis Rubin Football Endowed Scholarship

Bill Ruddy '57 Football Annual Scholarship

Kevin P. and Candace A. Ruddy Redshirt Football Endowed Scholarship

Mike Stambaugh '76 Football Annual Scholarship

Adam '00 and Erin Stauffer Annual Scholarship

Adam '00 and Erin Stauffer Endowed Scholarship

Willard Stem '76 Memorial Annual Scholarship

Roger Straub '94 Football Annual Scholarship

Elsie E. Strube Memorial Endowed Scholarship

Duane Struppler Jr. Endowed Scholarship

Doc Sutton Annual Scholarship

Doc Sutton Endowed Scholarship

Robert Tonkin '65 Family Football Annual Scholarship

VanFleet Family Football Annual Scholarship

Brent Voynar '95 Family Football Annual Scholarship

Scott Vrablic '02 Football Annual Scholarship

Warriors Football Club Annual Scholarship

Robert '75 and Julieann Willever Football Annual Scholarship

Martin Wortley '95 Endowed Scholarship

established by members of the 1968 PSAC championship team

in honor of David "Toby" Barkman '65

in honor of Ken '62 and Donna Benner

in memory of Derek Brown

in honor of Sterling '61/M'65 and Virginia '61 Brown

in honor of James Cantafio '76

in memory of Thomas and Deanna Detwiler

in honor of Jeff Detzi '79, Joe Detzi '79 and John Detzi '79

established to mark the celebration of his 50 years at ESU

in honor of head football coach Denny Douds

in honor of the Gaynor Family

in memory of Kathy Grayuski '82 M'88

in honor of Jack Gregory '52, ESU football coach from 1959-65

in memory of Peg Gregory

in honor of ESU alumni Joseph C. '63 and Joanne '64 Heverin

in honor of Robert A. Kearns '58

in memory of Betsie Kunkel by her husband Hank Kunkel '73

in honor of Dr. James and Mrs. Judith Leiding

in honor of Doug Leonzi '94

in honor of Bill '63 and Sandy '64 Lewis

in honor of Chris MacIsaac '02

in honor of Mike Mancuso '97

in honor of Doug '67 M'69 and Marilyn McNamee

in honor of Maury Molin '76

in memory of Miles Montague

in the name of "The Old Hats"

in memory of Cummings A. "Jake" Piatt '61

in honor of Matthew J. Rapa '05

in honor of Bob Richey '73

in memory of James C. Roberts IV

in honor of Pocono business leaders S. Jerome and Phyllis Rubin

in honor of Bill Ruddy '57

in memory of Kevin P. '83 and Candace A. Ruddy

in honor of Mike Stambaugh '76

in honor of Adam '00 and Erin Stauffer

in honor of Adam '00 and Erin Stauffer

in memory of Willard Stem '76

in honor of Roger Straub '94

in memory of Elsie Strube by her husband, William Strube

in memory of Duane Struppler Jr.

in honor of Bob "Doc" Sutton, ESU coach and professor

in honor of Robert Tonkin '65

in honor of Duane VanFleet '82

in honor of Brent Voynar '95

in honor of Scott Vrablic '02

provided by generous supporters of the Warrior Football Club

established by Robert '75 and Julieann Willever

in memory of Martin Wortley '95

WARRIORS COACHING LEGACY

The list below includes ESU alumni or graduate assistant coaches who have coached at the NCAA Division I or NFL level. To provide additions to this list, please contact the sports information office.



Pat Flaherty '78 (Jacksonville)
2-time Super Bowl
Champion



Harry Hiestand '83 (Chicago Bears)
Offensive Line Coach



James Franklin '95 (Penn State)
Head Coach

CURRENTLY IN NFL

Pat Flaherty '78

Jacksonville Jaguars offensive line coach
- previously: Penn State, Rutgers, East Carolina, Wake Forest, Iowa, Washington Redskins (NFL), Chicago Bears (NFL), NY Giants (NFL), San Francisco 49ers (NFL)

Harry Hiestand '83

Chicago Bears offensive line coach
- Penn, USC, Toledo, Cincinnati, Missouri, Illinois, Chicago Bears (NFL), Tennessee, Notre Dame

Vic Fangio '80

Chicago Bears defensive coordinator
- Baltimore Stars (USFL), New Orleans Saints (NFL), Carolina Panthers (NFL), Indianapolis Colts (NFL), Houston Texans (NFL), Baltimore Ravens (NFL), Stanford

Joe Marciano (GA)

Detroit Lions special teams coordinator
- Rhode Island, Villanova, Penn State, Temple, Philadelphia/Baltimore Stars (USFL), New Orleans Saints (NFL), Tampa Bay Buccaneers (NFL), Houston Texans (NFL), Minnesota Vikings (NFL)

John Glenn '05

Seattle Seahawks assistant linebackers coach
- Washington

CURRENTLY IN DIVISION I

James Franklin '95

Penn State head coach
- James Madison, Washington State, Idaho State, Maryland, Green Bay Packers (NFL), Kansas City Chiefs (NFL), Maryland, Vanderbilt (head coach)

Brent Pry (GA)

Penn State associate head coach/defensive coordinator
- Virginia Tech, Western Carolina, Louisiana-Lafayette, Memphis, Georgia Southern, Vanderbilt

Marshall Roberts M'03

Liberty defensive backs coach
- Anaheim Piranhas (Arena League), Frankfurt Galaxy (NFL Europe)

Holman Copeland M'09

William & Mary cornerbacks coach
- Buffalo, Central Connecticut

Brandon Phillips '13

Miami player personnel assistant
- Central Connecticut

Mike Lackey (GA)

Missouri defensive GA

CURRENTLY IN DIVISION II

Mike Santella '94

ESU offensive line coach/recruiting coordinator
- Lehigh, Pennsylvania

CURRENTLY IN HIGH SCHOOL

Jon Pry '03

St. Thomas More (Lafayette LA) assistant
- Auburn, South Carolina State

RETIRED/NO LONGER IN COACHING PROFESSION

Joe Baker (GA)

Dallas Cowboys secondary coach
- Birmingham Fire (World League), Samford, Jacksonville Jaguars (NFL), Wisconsin, New Orleans Saints (NFL), Green Bay Packers (NFL), St. Louis Rams (NFL), Denver Broncos (NFL), Tampa Bay Buccaneers (NFL)

Mike Donnelly (GA)

Muhlenberg head coach
- Albany, Lafayette, Buffalo, Columbia

Ron Wisniewski (GA)

- Northern Colorado, Montana, Wyoming, Princeton

Steve Axman M'75

- Albany State, Army, Illinois, Arizona, Denver Gold (USFL), Stanford, UCLA, Maryland, Northern Arizona (head coach), Minnesota, Washington, UCLA, Washington, Montana, Idaho, Nicholls State (interim head coach)

Doug McNamee '67

- Wagner, Drexel, Rhode Island

Gibby Romaine '66

- Kansas State, Maryland

Fred O'Conner

- Villanova, Maryland, Southern Mississippi, Villanova, Florida Blazers (World League), Chicago Bears (NFL), San Francisco 49ers (NFL - interim head coach 1978), Washington Redskins (NFL), Montreal Alouettes (CFL), Catholic (head coach), Florida Atlantic

Joe Daniels (GA)

- Colleges: Boston College, West Virginia, Pittsburgh, Cincinnati, Ohio State (most recently), NFL: Cleveland Browns, Buffalo Bills, New York Jets

Billy Lewis '63

- Pittsburgh, Wake Forest, Georgia Tech, Arkansas, Wyoming (head coach), Georgia, East Carolina (head coach - 1991 AFCA Coach of the Year), Georgia Tech (head coach), Miami Dolphins (NFL), Notre Dame

Sterling Brown '61

- Hofstra, Navy, Villanova, Drexel (head coach), Pennsylvania, Wyoming, Temple, Virginia, Ursinus (head coach/associate AD), South Carolina (associate AD), Virginia Tech (associate AD), Marshall (senior associate AD), Wyoming (senior associate AD), Georgia Tech (senior associate AD)

John Brunner '60

- Villanova, Temple, Princeton, Detroit Lions (NFL), Green Bay Packers (NFL), Tampa Bay Buccaneers (NFL), Minnesota Vikings (NFL)

John Petercuskie '50

- Dartmouth, Boston College, Princeton, Cleveland Browns (NFL), Harvard, Liberty

John Whitehead '50

- Lehigh (head coach 1976-85)

EILER-MARTIN STADIUM

Our Home — Gregory-Douds Field at Eiler-Martin Stadium



The Warriors made their debut on the FieldTurf at Eiler-Martin Stadium against Virginia Union on August 28, 2008.

East Stroudsburg University's Gregory-Douds Field at Eiler-Martin Stadium is named in honor of **John R. Eiler**, an outstanding athlete at the school in the early 1930s and later athletic director and a championship soccer coach, and the late **Gene Martin**, the Warriors' head football coach from 1942-57 and the school's long-time Dean of Men. The names of coaches **Jack Gregory** (1959-65) and **Denny Douds** (1974-present) were added in a ceremony following a 58-14 win vs. Cheyney on Oct. 30, 2010.

Formerly swamp land in 1932, today's stadium and field were filled in by East Stroudsburg State Teachers' College students working in federal work programs instituted after Franklin Roosevelt was elected president in 1932. Many football players at the time were members of the work crew.

Dedication ceremonies were held on Oct. 22, 1938, before a football game against Cortland State. There was a parade to the

stadium which included both football teams, members of all other athletic teams in full uniform, students in the Physical Education and Health program, municipal and college officials, and even game officials.

New home bleachers were added in 1960 while a fully enclosed, air-conditioned press box was installed in 1988 and new away bleachers were added in 1989. Also in 1988, an electronic message center scoreboard was erected at the south end of the field, which was upgraded to a video board in 2014. The stadium has undergone other major upgrades in the past decade, including the installation of FieldTurf in the summer of 2008 (and re-installation in summer 2018) that gives ESU a sparkling multi-use facility. Lights were added in the spring of 2007 which made night games possible for the first time in school history. The track was resurfaced and expanded to eight lanes for the Warriors' track and field program in 2005.




RETURNING STARTERS

JAYMAR ANDERSON • 44

TB 6-1 225 R-Senior

Philadelphia, Pa./

West Windsor-Plainsboro North



Honors:

- 2017 All-PSAC East 1st team
- Football Gazette All-Region 3rd team

R-Junior:

ESU Team MVP ... 3rd in PSAC and 1st in PSAC East in rushing (95.1

ypg) ... 198 carries, 1,046 yards, 7 TD ... 7 receptions, 71 yards, TD ... 6th-most rushing yards in school history ... 6 100-yard games, including 4 in first 5 games ... ESU's 7th 1st team All-PSAC East running back in 44 seasons under Denny Douds ... 30 carries, 200 yards, 3 TD in win at Lock Haven in week 10 (PSAC East Offensive AOW) ... 26 carries, 125 yards in season opening win at Fairmont State ... 25 carries, 151 yards, 2 TD at region champion IUP ... 22 carries, 131 yards, TD vs. Mercyhurst ... 19 carries, 105 yards, TD at Cheyney ... 15 carries, 80 yards vs. Millersville ... 21 carries, 81 yards at Kutztown ... 13 carries, 119 yards and 30-yard catch at West Chester in week 9 ... 18-yard receiving TD vs. California in season finale.

Junior: Ran 8 times for 79 yards and TD in season opener at Brevard ... also had kick return for 18 yards ... missed remainder of season due to injury suffered in 4th quarter.

Background: Transferred to ESU from Lackawanna ... also attended Hargrave Military Academy ... All-State selection at West Windsor-Plainsboro North ... ran for 1,506 yards as a junior ... ran for 1,400 yards as a senior at Hargrave ... also played safety and kick returner during prep career ... majoring in Business Management.

Rushing					
Year	Att	Yds	Avg	Long	TD
2016	8	79	9.9	20	1
2017	198	1,046	5.3	50	7
Career	206	1,125	5.5	50	8

Receiving					
Year	Rec	Yds	Avg	Long	TD
2017	7	71	10.1	30	1

Kick Returns					
Year	Att	Yds	Avg	Long	TD
2016	1	18	18.0	18	0

MICHAEL FLEMING • 75

OL 6-4 305 Senior

Easton, Pa./Easton



Honors:

- 2017 All-PSAC East 2nd team
- 2016 All-PSAC East 2nd team
- 2015 All-PSAC East 2nd team

Junior: Earned 3rd straight All-PSAC East honor ...

started 9 games and missed 2 due to injury ... has made 28 career starts through 3 seasons ... started first 3 games, extending consecutive starts streak to 22, before missing weeks 4 and 5 vs. Shippensburg and at Cheyney ... started final 6 games of season ... helped R-Jr. TB Jaymar Anderson rush for 1,046 yards and earn 1st team All-PSAC East status.

Sophomore: Started all 11 games at left tackle ... helped ESU average 31.4 points per game and 400.0 yards per game ... R-Sr. TB Robert Healy set ESU single-season records for rush yards (1,163) and TD (18), and career records for rush yards (3,993) and yards from scrimmage (5,908) ... Healy earned 1st team All-PSAC East and All-Region honors.

Freshman: First ESU freshman named All-PSAC East on offensive line since 1975 ... started final 8 games of the season at right tackle ... helped ESU rank 2nd in DII in passing (361.5 ypg) ... 3rd in PSAC (14th in DII) in scoring (40.0 ppg) ... 3rd in PSAC (10th in DII) in total offense (488.0 ppg) ... 1st in PSAC (15th in DII) in 3rd down percentage (47.2) ... R-Sr. QB Matt Soltes was Harlon Hill finalist (finished t-4th) and R-Sr. WR Jon Schnaars was consensus All-America 1st team ... R-Jr. TB Robert Healy led PSAC in yards from scrimmage per game (149.2).

Background: Named to Associated Press AAAA All-State team and PA Football News All-State 2nd team at Easton ... All-Area and All-Eastern Pennsylvania Conference selection ... helped Easton to EPC South championship and 12-2 record as senior in 2014 ... 3-year letterwinner ... played left tackle and center ... Mini-Maxwell Award winner and James V. Noble Award winner ... team captain ... played basketball for 2 seasons ... team captain ... received Scholar-Athlete award ... National Junior Honor Society ... majoring in History and Secondary Education.

BEN MOSER • 2

QB 5-11 185 R-Sophomore

Harrisburg, Pa./Susquehanna Twp



R-Freshman:

Played in 8 games and made 7 starts at quarterback ... ranks 3rd at ESU in passing yards (1,299) and TD (8) by a freshman in 44 seasons under Denny Douds ... 105-for-220 ...

threw just 3 interceptions ... ran for 108 yards ... started weeks 3-6 and 9-11 ... first career action vs. Mercyhurst (13-for-31, 196 yards, TD; 8 carries, 24 yards) ... 23-for-44 for season-high 247 yards vs. Shippensburg ... 10-for-19, 139 yards, TD, Int.; 7 carries, 22 yards in win at Cheyney ... 9-for-20, 118 yards vs. Millersville ... 5-for-15, 65 yards in relief vs. Bloomsburg after missing 1 game due to injury ... 16-for-33, 240 yards, 3 TD; 8 carries, 16 yards at West Chester ... 8-for-17, 114 yards, TD, Int.; 3 carries, 13 yards in win at Lock Haven ... 21-for-41, 180 yards, 2 TD, Int.; 12 carries, 53 yards vs. California in season finale.

Background: All-State (AAA) selection by PA Football Writers ... threw for 3,312 yards and 38 TD as a senior ... set career records for passing yards (6,448) and TD (67) ... 3-year starter and 4-year letterwinner ... played baseball for 1 season as pitcher and second baseman ... hit .373 with 28 hits, 7 doubles, 1 home run and 16 RBI ... Honor Roll student ... majoring in Business Management.

Passing					
Year	Comp	Att	Yds	TD	Int
2017	105	220	1299	8	3

Rushing					
Year	Att	Yds	Avg	Long	TD
2017	57	108	1.9	28	0

JAVIER BUFFALO • 15

WR 5-11 180 Junior
Philadelphia, Pa./Ben Franklin



Sophomore:

Played in 8 games and made 6 starts ... played in 8 of first 9 games, missing final 2 due to injury ... started first 4 games of season ... 10 catches, 137 yards, TD ... 3 receptions,

42 yards, TD at West Chester in final action of season ... had a catch in 7 of 8 games.

Freshman: Played in 10 games and started final 8 games of season ... 20 catches, 342 yards, 4 TD ... 3rd on team in receiving yards and 2nd in TD ... tied ESU freshman record with 10 catches (94 yards, TD) vs. Lock Haven ... 2 catches, 88 yards, TD at West Chester ... 2 catches, 70 yards, TD vs. Kutztown ... 48-yard catch at Millersville.

Background: 3-time All-Philadelphia Public League wide receiver at Ben Franklin ... attended Philadelphia Electrical & Technology ... set Philadelphia city records with 2,537 career receiving yards and 36 TD ... Public League record with 123 catches ... 1st team All-City and All-Public League as a senior ... All-Southeastern PA 1st team ... Blue Grey All-America selection ... 33 catches, 929 yards, 13 TD as a senior ... 2nd team All-Public League and 3rd team All-City as a junior (39 catches, 817 yards, 11 TD) ... 3rd team All-Public League as a sophomore (36 catches, 676 yards, 10 TD) ... 15 catches, 115 yards, 2 TD as a freshman ... played wide receiver and kicker ... helped team to 2014 Public League title as a junior (first since 1966) with 11-1 record ... participated in "Lights Out After School" program ... Honor Roll student ... majoring in Political Science.

Receiving					
Year	Rec	Yds	Avg	Long	TD
2016	20	342	17.1	50	4
2017	10	137	13.7	25	1
Career	30	479	16.0	50	5

ANTHONY GUARINO • 3

WR 5-11 185 R-Junior
Phillipsburg, N.J./Phillipsburg



R-Sophomore

(2017): Played in all 11 games and made 6 starts at wide receiver after missing 2016 due to injury ... 13 receptions, 137 yards, 2 TD ... started weeks 3-6, and 10-11 ... 4

catches, 29 yards vs. California in season finale ... 20-yard TD catch at West Chester, and 35-yard TD catch at Lock Haven (2 receptions, 45 yards), in weeks 9 and 10.

Freshman (2015): Played in first 8 games at wide receiver and kick/punt returner ... 2 catches for 24 yards ... 13 kick returns for 285 yards (21.9 average) ... 11 punt returns for 93 yards (8.5 average) ... 1 catch for 13 yards, 1 kick return for 38 yards and 2 punt returns for 15 yards (long 15) in 56-12 win vs. Edinboro ... 1 catch for 11 yards vs. Millersville ... season-long 48-yard kick return at Slippery Rock ... 2 punt returns for 34 yards (season-long 23) at Cheyney ... made 10 tackles.

Background: 2-time All-Group 4 selection at Phillipsburg ... named to 2nd team offense as a senior and 1st team defense as a junior ... All-West Jersey selection ... named to NJ Super 100 ... gained 3,000 all-purpose yards and scored 32 TD in career ... played quarterback, running back, wide receiver and defensive back ... set 6 school records ... 3-year starter and letterwinner ... helped Phillipsburg to 2013 (10-2) and 2014 (11-1) state championships ... 4-year letterwinner in track and field ... All-Skyland Conference and All-West Jersey ... set school record in triple jump ... played basketball for 2 years and started one season ... representative on Students Against Destructive Decisions ... majoring in Economics.


Receiving					
Year	Rec	Yds	Avg	Long	TD
2015	2	24	12.0	13	0
2017	13	137	10.5	35	2
Career	15	161	10.7	35	2

Kick Returns					
Year	Att	Yds	Avg	Long	TD
2015	13	285	21.9	48	0

Punt Returns					
Year	Att	Yds	Avg	Long	TD
2015	11	93	8.5	23	0

JYLIL REEDER • 22

WR 5-8 185 Senior
Philadelphia, Pa./Samuel Fels



Junior: Played in all 11 games and made 7 starts at wide receiver ... started 6 of final 7 games ... 13 catches, 125 yards, TD ... had 7-yard TD catch vs. Bloomsburg ... 4 catches, 33

yards at Kutztown ... 29-yard reception vs. Millersville.

Background: Transferred to ESU from Valley Forge Military Academy ... All-City and All-Southeastern selection at Samuel Fels ... Northeast Times Player of the Year ... MVP of Gold Division ... 4-year letterwinner ... 2 letters in track and field in 100m, 200m, 4x400m relay, long jump, triple jump and shot put ... Honor Roll student ... majoring in Digital Media Technologies.

Receiving					
Year	Rec	Yds	Avg	Long	TD
2017	13	125	9.6	29	1

RETURNING STARTERS

MIKE NIEMAN • 67

OL 6-3 290 R-Senior
Fair Lawn, N.J./Fair Lawn



R-Junior: Started all 11 games at 3 different positions ... made 6 starts at left guard, 3 at right guard and 2 at left tackle ... opened season with 3 starts at left guard ... moved to left tackle for

2 games with 3-time All-PSAC Michael Fleming out due to injury ... made 3 starts at right guard (weeks 6-8) with Norman Rogers III out due to injury ... moved back to left guard for final 3 games.

R-Sophomore: Played in all 11 games on offensive line and on special teams ... also participated as 6th offensive lineman on short-yardage plays.

R-Freshman: Played in 2 games ... participated in wins against Edinboro and Cheyney.

Background: 1st team All-Big North Conference on offensive line at Fair Lawn ... 3-year starter ... played offensive and defensive line, tight end and linebacker ... 2-year letterwinner in basketball ... honorable mention All-Conference ... majoring in Sport Management.

SHANE TREVORAH • 66

OL 6-4 305 R-Senior
Allentown, Pa./Bethlehem Catholic



R-Junior: Started all 11 games at right tackle.

R-Sophomore: Played 9 games on offensive line, primarily on special teams.

Background: 2-year letterwinner at Bethlehem

Catholic ... team's Most Outstanding Lineman award recipient ... played offensive and defensive tackle ... member of Eco Club ... majoring in Criminal Justice.

MARC RANAUDO • 72

DL 6-3 280 R-Senior
Milford, Pa./Delaware Valley



Honors:

- 2016 All-PSAC East 1st team
- Football Gazette All-Region 3rd team

General: Missed 2017 season due to injury.

R-Junior: started first 8

games (missed last 3 due to injury) ... 41 tackles, 9 TFL, 4 sacks, forced fumble, pass breakup ... 7 tackles, 3 TFL, 2 sacks, forced fumble, pass breakup in 38-23 win at Millersville ... 9 tackles, 0.5 sack at Brevard in season opener ... 7 tackles, 0.5 sacks at Shippensburg.


R-Sophomore: Played in all 11 games and made 10 starts at nose guard ... did not start final game of season (senior Steven Wright made 1st career start) ... 21 tackles, 6.5 TFL, sack, pass breakup, fumble recovery and blocked kick ... had all 6.5 TFL over the final 5 games of the season ... 4 tackles, 1.5 TFL in 35-34 win vs. Bloomsburg ... 2 tackles (2 TFL), sack, fumble recovery in 49-37 win vs. Gannon in season finale ... blocked kick vs. Edinboro.

Background: Transferred to ESU from Shippensburg ... played in 8 games on the offensive line as a redshirt freshman in 2013 ... 1st team All-Lackawanna League at Delaware Valley on offensive and defensive lines in 2011 ... 2nd team All-League as junior ... team captain ... 3-year letterwinner in football and track and field ... placed in conference in shot put and discus ... majoring in Communication Studies.

Defense					
Year	Tackles	TFL	Sacks	FF/FR	Int.
2015	21	6.5	1.0	0/1	0
2016	41	9.0	4.0	1/0	0
Career	62	15.5	5.0	1/1	0

JOSEPH ODEBODE • 91

DE 6-1 235 R-Junior
Toms River, N.J./Toms River South



General: Missed 2017 season due to injury.

Sophomore: Played in all 11 games and made 5 starts ... started weeks 3 and 4, and final 3 games ... 22 tackles, 4.5 TFL, 2.5 sacks, fumble

recovery, pass breakup ... had 3.5 TFL and 2.5 sacks in final 4 games ... 4 tackles at Shippensburg and vs. West Chester ... solo sacks at Bloomsburg and at Slippery Rock.

Freshman: Played in all 11 games and started final 10 ... had 30 tackles, 8.5 TFL and 4.5 sacks (led ESU in TFL and sacks) ... 2 forced fumbles, pass breakup ... 6 tackles, 5.0 TFL, 3.0 sacks, forced fumble in 34-2 win vs. Millersville ... most TFL at ESU since at least 2001 (most sacks since Bryan Thomson had 3.5 at Kutztown in 2013) ... 5 tackles, 1.5 sacks, forced fumble in 69-7 win at Cheyney.

Background: 2-year starter at Toms River South ... 3-year letterwinner ... team captain ... played defensive end and linebacker ... had 150 tackles and 11 sacks ... 3-year letterwinner in track and field ... South Jersey Group 3 sectional champion in javelin ... member of Community Action Program ... Honor Roll student ... majoring in Sport Management.

Defense					
Year	Tackles	TFL	Sacks	FF/FR	Int.
2015	30	8.5	4.5	2/0	0
2016	22	4.5	2.5	0/1	0
Career	52	13.0	7.0	2/1	0

RETURNING STARTERS

JUSTIN BARAT • 77

DE 6-1 280 R-Junior
Wood-Ridge, N.J./Wood-Ridge



General:

Expected to miss 2018 season due to injury.

R-Sophomore:

Started all 11 games at defensive end ... had 22 tackles and a fumble recovery ... 3 tackles in 3

games ... recovered fumble vs. Millersville.

R-Freshman: Played in 10 games and made 6 starts on defensive line ... started weeks 5-8 at defensive end, and weeks 9-10 at defensive tackle ... had 12 tackles, 2.5 TFL and 0.5 sacks ... had 2 tackles in 5 different games.


Background: 3-time 1st team All-League selection at Wood-Ridge ... 3rd team All-County ... 4-year starter ... team captain as a senior ... Bergen County Coaches Association scholarship recipient ... majoring in Exercise Science.

Defense

Year	Tackles	TFL	Sacks	FF/FR Int.
2016	12	2.5	0.5	0/0 0
2017	22	0	0	0/1 0
Career	34	2.5	0.5	0/1 0

MIKE ZAKRZEWSKI • 99

DE 6-3 250 Senior
Oakland, N.J./Indian Hills



General:

Expected to miss 2018 season due to injury.

Junior:

Made 9 starts at defensive end ... missed week 5 at Cheyney and week 8 vs. Bloomsburg ... 24 tackles, 3 TFL,

sack, 2 fumble recoveries ... 5 tackles vs. Shippensburg and Millersville ... sack, fumble recovery vs. Mercyhurst ... 4 tackles, TFL at IUP ... 3 tackles, fumble recovery at Lock Haven.

Sophomore: Played in 9 games and made 3 starts at defensive end ... started first 2 games of season, and season finale ... 26 tackles, 1.5 TFL ... 5 tackles, TFL in season opener at Brevard ... had 4 tackles in 4 other games.

Freshman: Played in all 11 games at defensive end ... had 6 tackles, TFL ... half-TFL vs. LIU Post and at Kutztown ... 2 tackles at Slippery Rock.

Background: 1st team All-Big North selection at Indian Hills ... named All-Bergen County ... 3-year starter ... played both sides of line and was also team's kicker ... set school record for sacks ... 2-year letterwinner in lacrosse as defender ... team captain in both sports ... Eagle Scout ... majoring in Business Management.

Defense

Year	Tackles	TFL	Sacks	FF/FR Int.
2015	6	1.0	0	0/0 0
2016	26	1.5	0	0/0 0
2017	24	3.0	1.0	0/2 0
Career	56	5.5	1.0	0/2 0

JOSEPH RUGGIERO • 94

DL 6-1 280 R-Senior
Binghamton, N.Y./Binghamton



R-Junior:

Played in all 11 games and started first 8 games of season ... 11 tackles, TFL ... 4 tackles vs. Bloomsburg.

Background:

Transferred to ESU from Gannon ... participated in 7

games in 2016 (7 tackles, TFL, sack) and 4 games in 2015 ... All-Conference selection as a senior at Binghamton ... All-Section honorable mention as a junior ... 2-year letterwinner ... team captain ... received Steve Deinhardt Scholar-Athlete Award ... Honor Roll student ... majoring in Business Management.

Defense

Year	Tackles	TFL	Sacks	FF/FR Int.
2017	11	1.0	0	0/0 0

RETURNING STARTERS

DYLAN MURPHY • 37

LB 6-0 200 R-Sophomore
Toms River, N.J./Red Bank Catholic



R-Freshman:

Played in 10 games and made 6 starts at safety ... started weeks 4-5 before missing week 6 due to injury ... started final 4 games of season ... 31 tackles, 2 forced fumbles

... 5 tackles in 4 different games ... forced fumbles at Fairmont State in season opening win, and vs. Shippensburg.

Background: 1st team All-Shore selection ... 4-year letterwinner and 3-year starter ... played running back, linebacker and kick returner ... gained 1,088 all-purpose yards, scored 15 TD and had 118 tackles as a senior in 2015 ... 110 tackles as a junior ... member of Group 3 state championship team as a senior ... 4-year starter in wrestling ... member of Maryknoll Club and Hot Topics Club ... Honor Roll student ... majoring in Business Management.

Defense

Year	Tackles	TFL	Sacks	FF/FR Int.
2017	31	0	0	2/0 0

ANDRE' GRAY • 10

DB 5-11 175 Junior
Accokeek, Md./Gwynn Park



Sophomore:

Started all 11 games at cornerback ... extended consecutive starts streak to 19 ... 40 tackles, 4 TFL, fumble recovery, 2 interceptions, 11 pass breakups,

blocked kick ... interceptions vs. Mercyhurst and Bloomsburg ... 6 pass breakups in season finale vs. California ... had 6 tackles in 3 games ... TFL, 2 pass breakups, blocked kick at West Chester.

Freshman: Played in 9 games and started final 8 games at cornerback ... 28 tackles, interception, 9 pass breakups, blocked kick ... 5th in PSAC in passes defended per game (1.1) ... had interception and 3 pass breakups in first career game at Mercyhurst ... 8 tackles, 2 PBU vs. Kutztown ... 5 tackles, 2 PBU vs. Cheyney ... had blocked kick vs. Lock Haven.


Background: All-County 2nd team selection at running back ... 3-year letterwinner and 2-year starter at defensive back, running back, wide receiver and kick returner ... gained 900 all-purpose yards as a senior ... 4 interceptions (1 for TD), 3 fumble recoveries (1 for TD), 5 rushing TD and 4 receiving TD ... 47 tackles and 10 receptions as a senior ... 8 career interceptions ... team captain ... member of Prince George's County AA championship team (10-0 regular season) in 2013 which reached 2nd round of state playoffs ... reached 2nd round of division playoffs in 2015 ... competed in indoor track in 400m and 4x400m relay ... participated in community support hours ... Honor Roll student ... majoring in Criminal Justice.

Defense

Year	Tackles	TFL	Sacks	FF/FR Int.
2016	28	0	0	0/0 1
2017	40	4.0	0	0/1 2
Career	68	4.0	0	0/1 3

JAMAL COOLEY • 20

DB 5-11 170 Junior
Philadelphia, Pa./Father Judge



Sophomore:

Started 10 games at cornerback ... missed week 10 at Lock Haven ... 52 tackles, 2 forced fumbles, fumble recovery, 3 interceptions, 6 pass breakups ... had 3 interceptions

in 4 weeks, vs. Mercyhurst, at Cheyney and vs. Millersville ... 10 tackles, forced fumble, 2 pass breakups in season opening win at Fairmont State ... 7 tackles, forced fumble at Kutztown.

Freshman: Played in 3 games and made 1 start at cornerback ... 3 tackles, 1 interception ... started vs. Cheyney in week 5 in season debut ... also played in final 2 games of season ... interception at Slippery Rock in season finale.

Background: All-Philadelphia Catholic League selection in track & field at Father Judge ... played football for one season as wide receiver and defensive back ... missed senior season due to injury ... Honor Roll student ... majoring in Digital Media Technologies.

Defense

Year	Tackles	TFL	Sacks	FF/FR Int.
2016	3	0	0	0/0 1
2017	52	0	0	2/1 3
Career	55	0	0	2/1 4

RETURNING STARTERS

JUSTIN JOHNSON • 32

S 6-2 210 R-Junior
Cambria Heights, N.Y./Holy Trinity



R-Sophomore:

Played in first 10 games and made 9 starts at safety ... ranked 2nd in DII in forced fumbles per game (0.6) behind teammate Billy Inge III (0.67) ... had 63 tackles (5th on team),

3.5 TFL, 3 sacks, interception, 3 pass breakups, 6 forced fumbles and 3 fumble recoveries ... 9 tackles, 3 forced fumbles, 2 fumble recoveries, pass breakup (PSAC East Defensive AOW) vs. Bloomsburg ... 11 tackles, sack at IUP ... 6 tackles, forced fumble, fumble recovery in season opening win at Fairmont State ... 3 tackles, 2 sacks vs. Mercyhurst.

R-Freshman: Played in 10 games and made 8 starts at safety ... started weeks 3 through 10 before missing final game due to injury ... 2nd on team with 76 tackles ... 5 TFL, 3 sacks, 3 pass breakups ... 17th in PSAC in tackles per game (7.6) ... 15 tackles, sack, pass breakup in win at Millersville ... 12 tackles vs. Lock Haven in his final game of season ... 10 tackles vs. Cheyney ... 6 tackles, sack at Mercyhurst and at Shippensburg ... 9 tackles vs. IUP ... 7 tackles, 2 TFL at Bloomsburg.

Background: All-League selection at Holy Trinity ... named team MVP ... 2-year letterwinner at safety and wide receiver ... also played shortstop and outfield in baseball ... Honor Roll student ... majoring in Sport Management.

Defense

Year	Tackles	TFL	Sacks	FF/FR Int.
2016	76	5.0	3.0	0/0 0
2017	63	3.5	3.0	6/3 1
Career	139	8.5	6.0	6/3 1

BILLY INGE III • 41

FS 5-10 180 R-Senior
Williamstown, N.J./Williamstown



R-Junior: NCAA

DII statistical champion in forced fumbles (0.67 per game) ... ESU Coaches Award (Red Shirt Award) recipient ... played in 9 games and made 8 starts at free

safety ... did not start season opening win at Fairmont State ... missed weeks 4-5 vs. Shippensburg, at Cheyney ... had 66 tackles, TFL, interception, 8 pass breakups, 6 forced fumbles and 2 fumble recoveries ... ESU ranked 1-2 in DII in forced fumbles per game (Justin Johnson 2nd at 0.60) ... 11 tackles, 2 forced fumbles in week 2 at IUP ... 14 tackles, forced fumble and 35-yard return for TD at Kutztown ... 8 tackles, forced fumble, interception vs. Mercyhurst ... 6 tackles, forced fumble, fumble recovery, 2 pass breakups at West Chester ... 7 tackles, forced fumble, 2 pass breakups in season finale vs. California.


Background: Redshirted in 2016 ... transferred to ESU from Camden CC ... All-South Jersey Group 4 selection at Williamstown ... 2-time team defensive back of the year ... named to National Society of Scholar-Athletes ... majoring in Exercise Science.

Defense

Year	Tackles	TFL	Sacks	FF/FR Int.
2017	66	1.0	0	6/2 1

SAM O'BRIEN • 5

P 6-3 185 R-Senior
Quakertown, Pa./Palisades



R-Junior: 4th in

PSAC in punting (39.6) ... ESU was 3rd in net punting (36.4) ... 59 punts (24 inside 20-yard line) ... 6 of 50+ yards ... had punt of 50+ yards in each of last 5 games ... averaged 49.7

yards and put all 3 inside 20-yard line in win at Lock Haven ... landed 4 of 7 inside 20 vs. both Mercyhurst (forced 6 fair catches) and Shippensburg ... 61-yard punt at IUP.

R-Sophomore: 5th in PSAC in punting (39.3) ... ESU was 3rd in PSAC in net punting (34.2) ... had 52 punts (10 inside 20-yard line) ... 3 punts of 50+ yards ... long of 70 yards in 34-31 win at Mercyhurst (5 punts, 41.2 average, 2 inside 20) ... PSAC Special Teams Player of the Week in 38-23 win at Millersville with 4 punts for 38.5 average (2 inside 20) ... season-best average of 46.1 yards on season-high 8 punts at Shippensburg ... had 2 carries for 10 yards (18 yards at Brevard in season opener).

R-Freshman: 6th in PSAC in punting (37.8) ... had 47 punts (15 inside 20-yard line) ... 5 punts of 50+ yards ... ESU ranked 8th in PSAC in net punting (32.8) ... allowed just 31 yards on 17 punt returns ... season-best 52.0 average (2 punts) vs. LIU Post in season opener (season-long 60 yards) ... 3 inside 20 vs. Shippensburg (6 punts, 34.8 avg) and 3 at Kutztown (7 punts, 42.7 avg) ... put both of his punts inside 20 at Cheyney, at West Chester and vs. Gannon.

Background: Transferred to ESU from Temple ... member of roster in 2014 ... named to USA Today All-Pennsylvania team as a senior at Palisades ... Morning Call and Colonial League 1st team selection ... averaged 40.9 yards on 33 punts with 16 inside the 20-yard line and a long of 62 yards ... 3-for-5 on field goals and 25-for-32 on extra points ... played in Lehigh Valley McDonald's All-Star Game ... also played baseball ... Honor Roll student ... majoring in Health and Physical Education.

Punting

Year	No.	Yds.	Avg.	Long	I20
2015	47	1777	37.8	60	15
2016	52	2045	39.3	70	10
2017	59	2336	39.6	65	24
Career	158	6158	39.0	70	49

RETURNING STARTERS/LETTERWINNERS

JORDAN WALTERS • 97

K 6-2 200 Junior
Sciota, Pa./Pleasant Valley



Sophomore: Made 9-of-13 field goals and 22-of-24 extra points ... averaged 62.0 yards on 42 kickoffs with 12 touchbacks ... made 50-yard field goal at West Chester ... hit from 20 and 24 yards in season

opening win at Fairmont State (PSAC East Special Teams AOW) ... also made 2 field goals (50, 20) at West Chester ... 2-for-3 (29, 27 - missed 45) vs. Mercyhurst ... 8-for-10 on field goals under 40 yards.

Background: Paratrooper with 82nd Airborne in U.S. Army, serving from September 2013 through January 2017 ... tour of duty in Iraq from February-September 2015 ... stationed at Fort Bragg, N.C. during his contract ... performed 22 jumps with 82nd Airborne ... kicker at Pleasant Valley for two seasons (2011 and 2012) ... 4-year letterwinner in soccer as midfielder and center back ... also played basketball for one season ... played for current ESU assistant coach Jimmy Terwilliger at Pleasant Valley, record-setting ESU quarterback who was 2005 Harlon Hill Trophy recipient as the most outstanding player in Division II ... majoring in Business Management.

Field Goals					
Year	M-A	Pct.	19-39	40+	(50+)
2017	9-13	69.2	8-10	1-3	(1-1)

Scoring			
Year	FG	PAT	Points
2017	9-13	22-24	49

DEVANTE ROBINSON • 27

TB 5-8 185 R-Sophomore
Allentown, Pa./Dieruff



Honors:
• Football Gazette All-Region 3rd team

R-Freshman:
Selected Football Gazette All-Region 3rd team at fullback ... played in all 11 games and made 4 starts ... 10

carries for 82 yards, and 15 receptions for 194 yards and a TD ... t-3rd on Warriors in receptions and 3rd in yards ... also averaged 18.6 yards on 15 kick returns with long of 50 at Kutztown ... 6 receptions, 103 yards, including 42-yard TD, vs. Bloomsburg ... 6 carries, 36 yards; reception, 7 yards at West Chester ... 3 carries, 46 yards vs. California in season finale.

Background: All-Eastern Pennsylvania Conference 1st team at running back and safety ... ran for 1,329 yards in 8 games ... 2-time Team MVP ... named Athlete of the Week by Morning Call and Express-Times ... 3-year starter ... played running back, wide receiver, defensive back and kick returner ... competed in sprints in track and field for 1 season ... Honor Roll student ... attended Lincoln Leadership Academy Charter School and played football for Dieruff ... majoring in Exercise Science.

Rushing					
Year	Att	Yds	Avg	Long	TD
2017	10	82	8.2	26	0

Receiving					
Year	Rec	Yds	Avg	Long	TD
2017	15	194	12.9	42	1

Kick Returns					
Year	Att	Yds	Avg	Long	TD
2017	15	279	25.4	50	0

HASSAN EVANS • 88

WR 6-1 225 Senior
Bergenfield, N.J./Bergenfield



Junior: Played in 8 games, primarily on special teams ... played in season opener, and final 7 games ... had 1 tackle.

Background: All-County selection ... played quarterback and defensive

back ... earned one letter ... also played basketball, baseball and track and field, competing in 100m, 200m, long jump and triple jump ... majoring in Criminal Justice.

R.J. SARAJIAN • 87

WR 6-3 215 R-Junior
Tobyhanna, Pa./
Pocono Mountain East



R-Sophomore:
Played in 4 games and made 1 start at wide receiver ... started in week 2 at IUP ... played in final 3 games of season.

Background:
Redshirted as member of the

Warriors in 2015 ... 1st team All-Mountain Valley Conference and All-Area wide receiver at Pocono Mountain East as a senior in 2013 ... had 60 catches for 780 yards and 10 TD ... 2nd team All-MVC defensive back ... 4-year letterwinner ... team captain ... 2-year letterwinner in basketball ... averaged 13 points and 11 rebounds ... majoring in Sport Management.

RETURNING LETTERWINNERS

LEVI MURPHY • 71

OL 6-4 310 R-Junior
Dover, Pa./Dover



R-Sophomore:

Played in all 11 games and made 6 starts ... made 5 starts at left guard midway through season (weeks 4-8) ... started at tight end in week 10 at Lock Haven.

R-Freshman:

Started all 11 games at left guard ... helped ESU average 31.4 points per game and 400.0 yards per game ... 8th ESU offensive lineman to start every game as a freshman in last 14 seasons (since 2003).

Background: All-YAIAA 1st team selection at offensive tackle ... 2-time All-County ... 3-year letterwinner and 2-year captain ... started on offensive and defensive line ... helped team to YAIAA Division II championship as junior in 2013, going 9-3 ... 3-year letterwinner in baseball as first baseman and designated hitter ... team captain ... president of senior class ... member of Varsity Club and Future Leaders of York ... member of National Honor Society ... received several academic and leadership scholarships ... majoring in History and Secondary Education.

ANDREW BENNETT • 63

OL 6-4 275 R-Sophomore
Allentown, Pa./Parkland



R-Freshman:

Played in 7 of final 8 games of the season, primarily on special teams.

Background:

3-year letterwinner on offensive line at Parkland ... member of 4 straight Eastern

Pennsylvania Conference and District 11 championship teams ... state runner-up as a senior in 2015 ... volunteered for Special Olympics and Miracle League ... received Jared E. Hass Memorial Scholarship ... Honor Roll student ... majoring in Business Management.

STEVEN FEHER • 79

OL 6-4 310 R-Sophomore
Orefield, Pa./Parkland



R-Freshman:

Played in final 10 games of season, primarily on special teams ... started at tight end in week 10 at Lock Haven.

Background:

All-Area honorable mention selection by Morning Call ...

3-year letterwinner and 1-year starter ... played offensive tackle and defensive end ... member of 3-time Eastern Pennsylvania Conference and 3-time District 11 championship team ... 2015 AAAA runner-up ... competed in track and field for 1 season ... member of state champion powerlifting team ... majoring in Business Management.

ISAIAH REIGEL • 92

DE 6-2 245 Sophomore
Wyomissing, Pa./Wilson West Lawn



Freshman:

Played in all 11 games and made 2 starts at defensive end ... 10 tackles, 2 TFL, sack ... 4 tackles at IUP ... sack at Kutztown ... 2 tackles, TFL at Lock Haven.

Background:

Lancaster-Lebanon League Lineman of the Year ... PA Football News All-State honorable mention ... 2-year letterwinner ... team captain ... had 9 tackles for loss as a senior ... member of District championship teams as a sophomore and senior ... earned 2 letters in basketball and 1 in lacrosse ... majoring in Business Management.

Defense

Year	Tackles	TFL	Sacks	FF/FR Int.
2017	10	2.0	1.0	0/0 0

JORDAN WATSON • 96

DE 6-1 220 Sophomore
Airmont, N.Y./Paramus Catholic



Freshman: Played in final 10 games of season ... 6 tackles ... 3 tackles at Cheyney.

Background:

3-year letterwinner on defensive line ... had 38 tackles as a senior ... also played linebacker


... competed in shot put in track and field ... received school's Physics Award ... Honor Roll student ... majoring in Physics.

Defense

Year	Tackles	TFL	Sacks	FF/FR Int.
2017	6	0	0	0/0 0

KEANAN BAINES • 62

DL 6-2 285 Sophomore
Philadelphia, Pa./Conwell-Egan



Freshman: Played in all 11 games at nose guard ... 13 tackles ... had 3 tackles vs. Mercyhurst.

Background:

Named 2nd team All-State (AAA) by PA Football News ... 1st team All-City

selection ... Philadelphia Catholic League Blue Division Defensive Player of the Year ... selected to participate in Big 33 game ... 4-year letterwinner at defensive tackle and offensive guard ... had 25 tackles for loss and 12 sacks as a senior ... Honor Roll student ... major is undeclared.

Defense

Year	Tackles	TFL	Sacks	FF/FR Int.
2017	13	0.5	0	0/0 0

RETURNING LETTERWINNERS

ANDRE ELDRIDGE • 93

DL 6-2 295 Sophomore
Monmouth, N.J./South Brunswick



Freshman: Played in all 11 games and started final 3 games at nose guard ... 23 tackles, 3.5 TFL, 2 sacks, fumble recovery ... 6 tackles vs. Bloomsburg ... 3 tackles, sack at Kutztown ...


also had sack at West Chester ... fumble recovery vs. Shippensburg.

Background: All-Area selection ... 3-year letterwinner at defensive tackle, offensive guard and tight end ... helped team to 11-1 record and Greater Middlesex Conference championship as a junior in 2015 ... also competed in track and field for 3 years in shot put and discus ... majoring in Sport Management.

Defense					
Year	Tackles	TFL	Sacks	FF/FR	Int.
2017	23	3.5	2.0	0/1	0

LARRY MILLS • 6

LB 5-9 230 R-Senior
Clifton Heights, Pa./Upper Darby



R-Junior: Played in 9 games, missing weeks 9-10 ... ESU representative on AFCA Good Works Team ... 10 tackles, forced fumble ... 3 tackles at IUP, vs. Shippensburg.

R-Sophomore: Played in all 11

games and made 2 starts ... contributed at linebacker and on special teams ... started week 7 vs. Kutztown and week 9 vs. West Chester ... 18 tackles, fumble recovery ... 6 tackles vs. Kutztown ... fumble recovery vs. Lock Haven.

Sophomore: Played in first 2 games of the season, before missing remainder of season due to injury ... 2 tackles vs. LIU Post in season opener.

Freshman: Played in 10 games ... had 11 tackles, TFL ... 3 tackles, TFL at LIU Post in season opener.

Background: All-Delaware County 2nd team selection at Upper Darby ... 1st team All-Central League ... played in Delaware County Hero Bowl ... had 147 tackles, 20 TFL and 9 sacks as a senior in 2013 ... 114 tackles as a junior ... 3-year letterwinner and 2-year starter ... member of Anti-Bullying Club ... majoring in Sport Management.

Defense					
Year	Tackles	TFL	Sacks	FF/FR	Int.
2014	11	1.0	0	0/0	0
2015	2	0	0	0/0	0
2016	18	0	0	0/1	0
2017	10	0	0	1/0	0
Career	41	1.0	0	1/1	0

MIKE POULTER • 50

LB 6-1 235 Senior
Cedar Knolls, N.J./Whippany Park



Junior: Played in 7 games and made 1 start at linebacker ... played in 7 of first 8 games, missing week 5 at Cheyney ... started in week 8 at Bloomsburg ... 10 tackles ... 5 tackles vs. Mercyhurst.

Sophomore: Played in 10 tackles and made 5 starts ... started weeks 3 through 6 and week 8 (missed week 7 vs. Kutztown due to injury) ... 32 tackles, 2.5 TFL, 0.5 sacks, fumble recovery ... 9 tackles, TFL, 0.5 sacks at Mercyhurst ... 5 tackles vs. West Chester ... fumble recovery in season opener at Brevard ... had 2 kick returns for 39 yards ... 35-yard return at Millersville.

Freshman: Played in all 11 games, mostly on special teams ... had 12 tackles, TFL, 0.5 sacks, pass breakup ... 5 tackles in 34-2 win vs. Millersville ... 3 tackles, 0.5 sacks in 49-37 win vs. Gannon in season finale.


Background: 1st team All-Conference at Whippany Park ... All-County selection ... All-State honorable mention ... played fullback and linebacker ... gained 1,000 yards rushing as a senior ... team captain ... named to Blue Grey All-Star Game and Paul Robeson Classic All-Star Game ... delegate to American Legion Jersey Boys State ... president of Italian Club ... majoring in Criminal Justice.

Defense					
Year	Tackles	TFL	Sacks	FF/FR	Int.
2015	12	1.0	0.5	0/0	0
2016	32	2.5	0.5	0/1	0
2017	10	0	0	0/0	0
Career	54	3.5	1.0	0/1	0

RETURNING LETTERWINNERS

TYSON CALHOUN • 24

LB 6-1 185 Senior
Effort, Pa./Pleasant Valley



Junior: Played in final 10 games of season ... 6 tackles, fumble recovery, blocked kick ... blocked punt that resulted in safety at Cheyney ... had 17-yard fumble return out of end zone at IUP ... 4

tackles vs. Mercyhurst.

Background: Transferred to ESU from Thaddeus Stevens ... named Defensive Player of the Year and Sophomore Athlete of the Year ... 3-year letterwinner in the secondary at Pleasant Valley ... majoring in Environmental Science.

Defense					
Year	Tackles	TFL	Sacks	FF/FR	Int.
2017	6	0	0	0/1	0

ANDREW LINDER • 46

LB 6-0 205 R-Junior
Bensalem, Pa./Conwell-Egan



R-Sophomore: Played in all 11 games and made 5 starts at safety ... started first 3 games, and weeks 6-7 ... 33 tackles, 2 TFL, fumble recovery, pass breakup ... 5 tackles at Fairmont

State and vs. Millersville ... 4 tackles, fumble recovery at IUP.

R-Freshman: Played in all 11 games and made 2 starts at safety ... started at Shippensburg in week 4 and Cheyney in week 5 ... 23 tackles, 2.5 TFL, sack, fumble recovery ... 6 tackles, TFL at Bloomsburg ... 4 tackles vs. West Chester ... 3 tackles, fumble recovery vs. Kutztown.


Background: All-Catholic League selection at Conwell-Egan ... played fullback, linebacker and safety ... team manager in basketball ... Honor Roll student ... majoring in Business Management.

Defense					
Year	Tackles	TFL	Sacks	FF/FR	Int.
2016	23	2.5	1.0	0/1	0
2017	33	2.0	0	0/1	0
Career	56	4.5	1.0	0/2	0

MARK COLLINS, JR. • 42

DB 5-11 185 R-Senior
Yeadon, Pa./

Valley Forge Military Academy



R-Junior: Played in 9 games and made 1 start at cornerback ... 21 tackles, TFL, forced fumble, interception, pass breakup ... interception vs. Shippensburg ... 9 tackles, forced

fumble in start at Lock Haven in week 10.

Background: Transferred to ESU from Bloomsburg ... played in 10 games in 2015 ... 43 tackles, 1.5 TFL, 3 interceptions, 6 pass breakups ... played in 2 games in 2014 ... majoring in Business Management.

Defense					
Year	Tackles	TFL	Sacks	FF/FR	Int.
2017	21	1.0	0	1/0	1

RETURNING LETTERWINNERS

JUSTIN HAYNES • 33

DB 6-0 175 Junior
Bethlehem, Pa./Liberty



Sophomore:

Played in 10 games, missing week 3 vs. Mercyhurst ... appeared primarily on special teams ... had pass breakup in season finale vs. California.

Freshman:

Played in 6 games

and made 3 starts ... played in 6 of final 7 games ... started at cornerback in week 6 at Millersville and week 7 vs. Kutztown ... started at safety in week 10 vs. Lock Haven ... 9 tackles, TFL, 2 pass breakups, 2 interceptions ... had interceptions in both of his first 2 games - vs. Cheyney and at Millersville.

Background: All-Eastern Pennsylvania Conference 2nd team selection at Liberty ... 23 receptions for 357 yards and 4 TD ... had 2 interceptions as defensive back ... team captain ... also competed in track & field ... Honor Roll student ... major is undeclared.

Defense					
Year	Tackles	TFL	Sacks	FF/FR	Int.
2016	9	1.0	0	0/0	2
2017	0	0	0	0/0	0
Career	9	1.0	0	0/0	2

ANDREW BROWN • 21

S 6-2 195 Sophomore
Cherry Hill, N.J./Cherry Hill East



Freshman:

Played in all 11 games, primarily on special teams ... 10 tackles, fumble recovery ... 3 tackles vs. Shippensburg and at Kutztown ... recovered fumble at Cheyney.

Background: All-Conference defensive back ... 3-year letterwinner at wide receiver, quarterback, running back and defensive back ... All-Conference in basketball ... 4-year letterwinner ... played lacrosse for one season ... majoring in Criminal Justice.

Defense					
Year	Tackles	TFL	Sacks	FF/FR	Int.
2017	10	0	0	0/1	0

CHASE OBER • 48

FS 6-2 190 R-Junior
Wernersville, Pa./Conrad Weiser



R-Sophomore:

Played in all 11 games and made 1 start ... 5 tackles in week 4 start vs. Shippensburg ... 4 tackles at Cheyney.

R-Freshman:

Played in all 11 games ... contributed at


safety and on special teams ... had one tackle (TFL at Slippery Rock in season finale).

Background: 1st team All-County at tight end and defensive back at Conrad Weiser ... Berks County Section 1 Receiver of the Year and Defensive Back of the Year ... had 842 receiving yards and 10 TD ... 5 interceptions ... 3-year starter ... also earned 3 letters in track and field and 2 letters in basketball ... member of FBLA ... Honor Roll student ... majoring in Business Management.

Defense					
Year	Tackles	TFL	Sacks	FF/FR	Int.
2016	1	1.0	0	0/0	0
2017	12	0	0	0/0	0
Career	13	1.0	0	0/0	0

TYLER SOLTES • 16

QB 6-2 195 R-Junior
Vernon, N.J./Vernon



R-Freshman

(2016): Made ESU debut as long snapper vs. Lock Haven in week 10.

Background:
1st team All-Conference and 2nd team All-NJ Herald quarterback at Vernon ...

team's Offensive Player of the Year ... threw for 1,200 yards with 62% completion percentage, 7 pass TD and 5 rush TD ... 3-year letterwinner at quarterback and defensive back ... played lacrosse as a freshman ... brother of former ESU quarterback Matt Soltes, a 3-time Harlon Hill Award candidate who set PSAC records for total offense per game and passing yards per game ... father, Andy Soltes, lettered at quarterback at ESU in 1982 ... majoring in Criminal Justice.

JAKE CIRILLO • 7

QB 6-4 225 R-Freshman
East Stroudsburg, Pa./ES South



Background:

3-time 2nd team All-Eastern Pennsylvania Conference selection ... threw for 6,438 career yards and 69 TD ... set school record for TD passes ... ranks 9th in

District 11 in career passing yards ... threw for 2,133 yards and 26 TD, and ran for 647 yards and 6 TD, as a senior ... 4-year starter ... led team to Mountain Valley Conference championship (10-0 record) and finished 11-2 as a freshman in 2013 ... 4-year letterwinner in baseball ... member of EPC Student Athletic Character Council as a junior and senior ... majoring in Health and Physical Education.

GUNNER ANGLOVICH • 26

TB 5-9 185 R-Freshman
Bethlehem, Pa./Liberty




Background:

1st team All-Area running back and 2nd team All-Area defensive back ... ran for 1,061 yards on 166 carries and scored 13 TD as a senior ... 4-year letterwinner at running back,

defensive back and outside linebacker ... state qualifier in wrestling ... placed 3rd in District and 4th in Region ... had 31-14 record as a senior ... competed at 145, 160 and 170 pounds ... District qualifier in track and field ... competed in 100m, 200m, 4x100m relay and 4x400m relay for one year ... assisted with Special Olympics ... member of Power of 10 against drugs and alcohol ... Honor Roll student ... majoring in Criminal Justice.

NOLAN RIDGWAY • 4

WR 6-0 190 Junior
Orefield, Pa./Parkland



Sophomore:

Played in 3 games and made 1 start ... missed 4 games following season opener ... started in week 7 at Kutztown.

Freshman:

Played in 7 games and made 5 starts

... started first 3 games, and weeks 9 and 10 ... 4 catches, 57 yards, TD ... 37-yard TD on first career reception at Bloomsburg ... 2 catches, 19 yards vs. Lock Haven.

Background: All-Eastern Pennsylvania Conference honorable mention selection ... participated in McDonald's All-Star Game ... member of 3-time EPC and 4-time District 11 championship team ... 2015 AAAA runner-up ... 3-year letterwinner ... played wide receiver, running back, quarterback, defensive back, kick returner and long snapper ... 1,100 career rushing yards (12 TD), averaging 8.1 yards per carry ... 1,047 career receiving yards (10 TD), averaging 17.7 yards per catch ... 52 career tackles, 12 TFL and 2 interceptions on defense ... had 45 catches, 736 yards and 5 TD and 26 carries, 264 rushing yards and 2 TD as a senior ... team's top rusher and receiver in state championship game ... 91 carries, 610 yards, 7 TD and 15 catches for 285 yards as a junior ... 13 carries, 226 yards, 3 TD as a sophomore ... 4-year starter as midfielder in lacrosse ... All-EPC and Brine Lacrosse All-America selection ... assisted with Special Olympics and Miracle League ... youth football and lacrosse coach ... Honor Roll student ... majoring in Business Management.

Year	Rec	Receiving			
		Yds	Avg	Long	TD
2016	4	57	14.2	37	1
2017	0	0	0	0	0
Career	4	57	14.2	37	1

PLAYERS TO WATCH

CLIFFORD BRINKLEY • 11

WR 6-3 210 R-Freshman
Philadelphia, Pa./Overbrook




Background:

3-time All-Public League and 2-time All-City ... 39 receptions, 1,053 yards and 13 TD as a senior ... 3-year starter ... played wide receiver, defensive back, linebacker and

punter ... earned 2 letters in track and field ... member of District 12 4x400m relay championship squad ... major is undeclared.

JAMES McNULTY • 76

OL 6-4 290 R-Junior
Miller Place, N.Y./Miller Place



R-Freshman

(2016): Played in 1 game ... made ESU debut vs. Cheyney.


Background:

All-Suffolk County and All-League selection at Miller Place ... earned 3 letters in football and wrestling and

2 letters in track and field ... member of Athletes Helping Athletes ... majoring in Business Management.

KUTORY ALEXANDER • 73

OL 6-4 310 R-Freshman
Newburg, N.Y./
Newburg Free Academy




Background:

2-year letterwinner on the offensive line ... helped team to 17-5 record for 2 seasons ... also competed in throws in track and field for 2 years ... squadron commander in ROTC ... member of BHC and Waste Club ... majoring in Biology.

EZEQUIEL LOPEZ • 82

WR 5-10 155 R-Freshman
Philadelphia, Pa./Frankford



Background:

All-Public League and All-City selection ... set school records with 51 catches, 899 yards and 14 TD as a senior ... had 33 catches for 650 yards and 7 TD as a junior ... played wide

receiver and defensive back ... majoring in Health and Physical Education.

BRADEN WEACHTER • 57

OL 6-0 280 R-Sophomore
Manheim, Pa./Bishop McDevitt



R-Freshman:

Played in final 4 games of season, primarily as short-yardage fullback.


Background:

2-time 1st team All-Mid Penn Conference selection ... East-West all-star

Game selection ... 2-year letterwinner ... played on 4 straight District championship teams and Mid-Penn Conference Keystone Division championship teams ... 55-6 record over 4 seasons ... team reached AAA state championship game as a sophomore in 2013 ... member of Catholic Athletes for Christ ... Honor Roll student ... majoring in Health and Physical Education.

HARRISON DOANE • 64

OL 6-4 310 R-Freshman
Wayne, Pa./Radnor



Background:

1st team All-Central League, 1st team All-Main Line and 2nd team All-Delaware County selection ... 3-year letterwinner ... also lettered in wrestling and track and field ...

volunteer for Best Buddies ... Honor Roll student ... majoring in Sport Management.

JOEL GLAND • 81

TE 6-5 255 R-Freshman
Philadelphia, Pa./Bartram



Background:

All-Public League selection ... had 20 catches for 312 yards and 5 TD as a senior ... 3-year letterwinner and 2-year starter ... helped Bartram to Division

championship and 9-2 record in 2016 ... also played defensive end ... received Athlete of the Year award ... major is undeclared.

JORDAN HARRIS • 65

DE 6-1 255 R-Freshman
Plainfield, N.J./
Plainfield Academy of the Arts



1st team All-Watching Conference and 1st team All-Division (Group 5) ... 4-year starter on both sides of the line ... 60 tackles and 3 sacks as a senior ... also played basketball and

competed in shot put, discus and javelin in track and field ... major is undeclared.

DARRELL DeMOE • 51

LB 6-0 220 R-Freshman
Clayton, Del./Polytech



Background:

Team MVP selection ... 3-year letterwinner at wide receiver, linebacker and defensive back ... had 24 receptions, 3 touchdowns, 1 interception and 74 tackles as a senior

... also lettered in basketball and lacrosse ... team captain in basketball, averaging 5 points, 8 rebounds and 2 assists per game ... team's most improved player in lacrosse ... scored 28 goals as a midfielder ... volunteer coach for youth football and baseball leagues ... Honor Roll student ... majoring in Sport Management.

CHASE TINSLEY • 38

LB 6-1 215 R-Freshman
Cherry Hill, N.J./Cherry Hill West



Background:

All-Conference and All-South Jersey selection ... earned one letter was defensive end and outside linebacker ... 2-year member of football program ... also played basketball ... major is undeclared.

TYLER WATSON • 36

FS 5-11 190 R-Freshman
Warrington, Pa./
Central Bucks South



Background:

All-Conference and Team MVP selection ... played running back and safety ... All-Conference as center fielder in baseball ... 2-year letterwinner in both sports

... assisted with charity food drives ... received U.S. Marine Corps athletic award ... majoring in Physics.

MATT DeLAURENTIS

QB 6-2 185 Freshman
East Norriton, Pa./Pope John II

Background: Pioneer Athletic Conference Offensive Player of the Year ... Mini-Maxwell Award honoree ... nominated for PA Mr. Football ... set school records for passing yardage, TD's and completions ... 2-year starter and 4-year letterwinner ... threw for 2,033 yards and 20 TD, and ran for 330 yards and 8 TD, as a senior ... team captain ... contributed as quarterback, defensive back and punter ... also played basketball for 2 seasons and earned a letter ... member of Community Service Corp, Student Ambassador program, Shooting Stars and Fantastic Friends ... named to Eastern PA Football All-Academic Silver Team ... intends to major in Criminal Justice.

DAWSON STUART

QB 6-4 210 Freshman
Pottstown, Pa./Owen J. Roberts

Background: All-Pioneer Athletic Complex selection in football, basketball and baseball ... Mini-Maxwell Award honoree and team MVP in football ... played quarterback and middle linebacker ... All-Area and team MVP in basketball, and also All-Area in baseball ... 4-year letterwinner in each sport ... Honor Roll student ... intends to major in Biology.

RHEYSE GREEN

TB 5-10 185 Freshman
Scranton, Pa./Scranton

Background: All-State honorable mention and All-Region selection ... 4-year letterwinner at running back and safety ... 3-year letterwinner as sprinter in track and field ... class secretary ... member of National Honor Society ... Honor Roll student ... intends to major in Education.

SAMUEL KARR

TB 5-10 185 Freshman
Philadelphia, Pa./Abraham Lincoln

Background: 1st team All-Public League, 1st team All-City and 3rd team All-Southeast Region selection ... ran for 2,016 yards and 28 TD as a senior ... 3-year letterwinner ... major is undeclared.

NICK SARANGOULIS

TB 5-9 190 Freshman
Reading, Pa./Exeter Township

Background: 1st team All-League and All-County running back ... named Back of the Year ... set school records for yards in a career (2,900) and yards in a game ... scored 30 career TD and had 15 100-yard rushing games ... 3-year letterwinner at running back, slot receiver, defensive back and kick returner ... helped team to 10-0 regular season and county championship as a junior in 2016 ... intends to major in Exercise Science.

AIDEN MALDACKER

FB 6-0 220
Lakeville, Pa./Wallenpaupack

Background: All-Conference selection ... 2-time PSFCA Hot 100 honoree ... played in East/West All-Star Game ... 3-year letterwinner at fullback and linebacker ... member of weightlifting club and prom committee ... intends to major in Secondary Education.

PLAYERS TO WATCH

RECE BENDER

WR 5-10 165 Freshman
Lancaster, Pa./Manheim Township

Background: 1st team All-League selection at defensive back and kick returner, and 2nd team honoree at wide receiver ... 3-year starter ... helped team to league and District championships as a senior with 12-2 record ... 1st team All-League and 3-year starter as outfielder in baseball ... assistant coach in Little League Challenger Division ... intends to major in Sport Management.

RICH BROWN

WR 6-2 180 Freshman
Philadelphia, Pa./Simon Gratz

Background: All-City and All-Public League selection ... helped team to District 12 (class 5A) runner-up as a senior ... intends to major in Accounting.

CARTER FORNEY

WR 5-11 175 Freshman
Lititz, Pa./Warwick

Background: 1st team All-Lancaster-Lebanon League selection at wide receiver and defensive back ... had 54 receptions for 958 yards and 14 TD as a senior ... 3-year starter ... also earned 2 letters in basketball, one in track and field, and played baseball ... member of church youth group ... Honor Roll student ... intends to major in Business Management.

SEAN SOLOMON

WR 5-11 170 Freshman
East Stroudsburg, Pa./ES South

Background: 1st team All-Eastern Pennsylvania Conference at running back and 2nd team at defensive back ... Pocono Record Player of the Year ... ran for 1,553 yards and 22 TD and had 2,057 all-purpose yards as a senior ... also had 56 tackles and 2 interceptions ... played running back, wide receiver, linebacker, defensive back, defensive end and kick returner ... 2-year letterwinner in football and track and field ... intends to major in Computer Science.

VINCENT TODD

WR 6-0 175 Freshman
Wilkes-Barre, Pa./Coughlin

Background: 2-time All-Wyoming Valley Conference selection ... 3-year letterwinner at quarterback, running back, wide receiver, defensive back and kick returner ... team captain ... 1st team All-District in track and field ... member of record-setting 4x100 relay ... 4-year letterwinner in 100m, 200m, 4x1 and 4x4 relays ... helped team to District 2 class AAA championship in 2016 ... member of Christian Club ... All-Scholastic selection ... intends to major in Business Management.

ANTHONY CAPITINI

OL 6-4 285 Freshman
Phillipsburg, N.J./Phillipsburg

Background: 1st team All-Conference and 3rd team All-Group 4 ... team captain in Lehigh Valley McDonald's All-Star Game ... 3-year letterwinner on offensive and defensive line ... Whiz Reinhart Award recipient ... helped team to 10-2 record as a senior ... Honor Roll student ... intends to major in Business Management.

BO HESHLER

OL 6-4 275 Freshman
Harrisburg, Pa./Central Dauphin

Background: 1st team All-Mid Penn Commonwealth selection ... named among top 50 players in District 3 and top 100 players in Eastern PA football ... 3-year letterwinner on offensive and defensive line ... helped team to Mid-Penn Commonwealth championships as a sophomore and junior ... District 3 runner-up as a sophomore in 2015 ... also played basketball for 2 seasons ... Honor Roll student ... intends to major in Business Management.

ANTHONY MARRONE

OL 6-4 315 Freshman
Lafayette Hill, Pa./
Springside Chestnut Hill Academy

Background: All-State (class 3A) selection ... All-InterAc team and All-Southeastern PA ... nominated for Mr. PA Football ... named top 10 guard in PA by Rivals ... participated in 2018 U.S. Army All-American Combine, Nike Opening, PA East-West All-Star Game and Philadelphia City All-Star Game ... 4-year letterwinner and 3-year starter on offensive and defensive line ... also earned 2 letters in track and field in shot put ... photographer for yearbook ... intends to major in Business Management.

EDWARD REUBEN II

OL 6-0 305 R-Sophomore
Burlington, N.J./Burlington Twp

Background: Transferred to ESU from Jersey Coast Academy following redshirt year at Edinboro in 2015 ... 3rd team All-State and was All-Conference and All-County at Burlingtown Township ... 2-year starter on offensive line ... also competed in shot put (PR of 48 feet) and discus (122 feet) for one year ... Black and Gold spirit captain ... played in percussion section in Concert Band ... intends to major in Exercise Science.

NICK WHITEWOOD

DE 6-4 250 Freshman
Stroudsburg, Pa./Stroudsburg

Background: 1st team All-Eastern Pennsylvania Conference on defensive line and 2nd team on offensive line as a senior ... 2nd team on DL as a junior ... All-Area honorable mention ... also played tight end ... helped team to EPC North championship and 8-3 record ... 3-year letterwinner in football and track and field ... 2-time District qualifier in discus ... Honor Roll student ... major is undeclared.

DIMITRIS PALI

*DL 6-1 260 Freshman
Northfield, N.J./Holy Spirit*

Background: 1st team All-South Jersey and 3rd team All-State Non-Public ... 2-time 1st team All-Conference ... 4-year letterwinner on offensive and defensive line ... had 8 sacks as both a junior and senior ... 2-year letterwinner in wrestling ... major is undeclared.

SERGEI FELIZOR

*LB 6-2 210 Freshman
East Windsor, N.J./Hightstown*

Background: All-County and All-State selection ... averaged 13 tackles per game and had 10 sacks ... also played quarterback and tight end on offense ... averaged 11 points and 6 rebounds in basketball ... volunteer for food pantry and soup kitchen ... Honor Roll student ... intends to major in Business Management.

SEAN MORRO

*LB 6-3 210 Freshman
Phillipsburg, N.J./Phillipsburg*

Background: 1st team All-Area, All-Group 3 and All-Conference selection ... team captain ... played tight end and linebacker ... 3-year letterwinner in football and baseball ... also played basketball ... 1st team All-Conference as outfielder in baseball ... intends to major in Athletic Training.

ZAHIR GOYINS

*LB 6-3 185 Freshman
Voorhees, N.J./Eastern Regional*

Background: All-South Jersey selection ... 3-year letterwinner at wide receiver and linebacker ... had 43 tackles, 5 sacks and 2 forced fumbles as a senior ... 1st team All-Olympic Conference in long jump and triple jump as senior, and 1st team in long jump as sophomore ... 4-year letterwinner as sprinter and jumper ... PR's of 21 feet in long jump and 43 feet in triple jump ... intends to major in Psychology.

JOEL OZOEMENA

*LB 6-2 240 R-Junior
Stroudsburg, Pa./Stroudsburg*

Background: Transferred to ESU from Albany ... 2-year letterwinner at wide receiver and safety at Stroudsburg ... team captain as a senior ... helped team to Mountain Valley Conference championship... also earned 2 letters in track and field in long jump and high jump ... won 3 MVC titles ... participant in Stroudsburg Mini-Thon ... member of Varsity Sports Club ... Honor Roll student ... intends to major in Business Management.

BRENDAN SHAFFER

*LB 6-0 185 Freshman
Middletown, Pa./Lower Dauphin*

Background: 2-time 1st team All-Mid-Penn Keystone selection at running back and linebacker ... 1st team All-Pennlive defensive athlete selection ... 2-time Team MVP ... 4-year letterwinner at running back, linebacker, safety, kicker and kick returner ... had 2,643 career rushing yards and 31 TD, averaging 7 yards per carry, and 33 total TD ... 237 career tackles, 14 TFL, 6 sacks, interception and blocked field goal ... earned 4 letters in wrestling and 3 in track and field ... All-State with 7th-place finish in wrestling ... 3-time All-Mid-Penn Keystone selection ... had 97 career wins as section champ, 3-time regional qualifier and 2-time regional medalist ... competed at 152, 170, 182 and 195 pounds ... 3-time District qualifier and 2-time District finalist in track ... state qualifier ... set school record in 100m dash (10.97) ... also competed in 200m and 4x100m relay ... school's Outstanding Male Athlete recipient ... member of Chick-Fil-A Leadership Academy ... Honor Roll student ... intends to major in Nursing.

JAHMERE CRUMPTON

*DB 5-9 175 Freshman
Philadelphia, Pa./West Catholic*

Background: All-Catholic, All-City and All-Southeastern PA selection ... 4-year letterwinner at defensive back ... major is undeclared.

DAVON THOMPSON

*FS 5-11 185 Freshman
Philadelphia, Pa./Motivation*

Background: All-City selection ... named Team MVP ... Tank Wilson Award recipient ... played running back and defensive back ... placed 5th in state in 100m in track and field ... ran 100, 200 and 4x100 relay ... team captain in both sports ... member of Junior ROTC ... received most improved student award ... intends to major in Athletic Training.

2018 WARRIORS

No.	Name	Pos.	Ht.	Wt.	Yr.	Hometown/High School
2	*Ben Moser	QB	5-11	185	R-So.	Harrisburg, Pa./Susquehanna Township
3	*Anthony Guarino	WR	5-11	185	R-Jr.	Phillipsburg, N.J./Phillipsburg
4	Nolan Ridgway	WR	6-0	190	Jr.	Orefield, Pa./Parkland
5	*Sam O'Brien	P	6-3	185	R-Sr.	Quakertown, Pa./Palisades/Temple
6	*Larry Mills	LB	5-9	230	R-Sr.	Clifton Heights, Pa./Upper Darby
7	Jake Cirillo	QB	6-4	225	R-Fr.	East Stroudsburg, Pa./East Stroudsburg South
10	*Andre' Gray	DB	5-11	175	Jr.	Accokeek, Md./Gwynn Park
11	Clifford Brinkley	WR	6-3	210	R-Fr.	Philadelphia, Pa./Overbrook
15	*Javier Buffalo	WR	5-11	180	Jr.	Philadelphia, Pa./Ben Franklin
16	Tyler Soltes	QB	6-2	195	R-Jr.	Vernon, N.J./Vernon
20	*Jamal Cooley	DB	5-11	170	Jr.	Philadelphia, Pa./Father Judge
21	*Andrew Brown	S	6-2	195	So.	Cherry Hill, N.J./Cherry Hill East
22	*Jylil Reeder	WR	5-8	185	Sr.	Philadelphia, Pa./Samuel Fels/Valley Forge Military Academy
24	*Tyson Calhoun	LB	6-1	185	Sr.	Effort, Pa./Pleasant Valley/Thaddeus Stevens
26	Gunner Anglovich	TB	5-9	185	R-Fr.	Bethlehem, Pa./Liberty
27	*Devante Robinson	TB	5-8	185	R-So.	Allentown, Pa./Dieruff
32	*Justin Johnson	S	6-2	210	R-Jr.	Cambria Heights, N.Y./Holy Trinity
33	*Justin Haynes	DB	6-0	175	Jr.	Bethlehem, Pa./Liberty
36	Tyler Watson	FS	5-11	190	R-Fr.	Warrington, Pa./Central Bucks South
37	*Dylan Murphy	LB	6-0	200	R-So.	Toms River, N.J./Red Bank Catholic
38	Chase Tinsley	LB	6-1	215	R-Fr.	Cherry Hill, N.J./Cherry Hill West
41	*Billy Inge III	FS	5-10	180	R-Sr.	Williamstown, N.J./Williamstown/Camden CC
42	*Mark Collins, Jr.	DB	5-11	185	R-Sr.	Yeadon, Pa./Valley Forge Military Academy/Bloomsburg
43	Dahmeer Duvernay	DB	5-9	165	R-Fr.	Philadelphia, Pa./Roman Catholic
44	*Jaymar Anderson	TB	6-1	225	R-Sr.	Philadelphia, Pa./West Windsor-Plainsboro North (N.J.)/Lackawanna
46	*Andrew Linder	LB	6-0	205	R-Jr.	Bensalem, Pa./Conwell-Egan
48	*Chase Ober	FS	6-2	190	R-Jr.	Wernersville, Pa./Conrad Weiser
50	*Mike Poulter	LB	6-1	235	Sr.	Cedar Knolls, N.J./Whippany Park
51	Darrell DeMoe	LB	6-0	220	R-Fr.	Clayton, Del./Polytech
57	Braden Weachter	OL	6-0	280	R-So.	Manheim, Pa./Bishop McDevitt
62	*Keanan Baines	DL	6-2	285	So.	Philadelphia, Pa./Conwell-Egan
63	*Andrew Bennett	OL	6-4	275	R-So.	Allentown, Pa./Parkland
64	Harrison Doane	OL	6-4	310	R-Fr.	Wayne, Pa./Radnor
65	Jordan Harris	DE	6-1	255	R-Fr.	Plainfield, N.J./Plainfield Academy of the Arts
66	*Shane Trevorah	OL	6-4	305	R-Sr.	Allentown, Pa./Bethlehem Catholic
67	*Mike Nieman	OL	6-3	290	R-Sr.	Fair Lawn, N.J./Fair Lawn
71	*Levi Murphy	OL	6-4	310	R-Jr.	Dover, Pa./Dover
72	Marc Ranaudo	DL	6-3	280	R-Sr.	Milford, Pa./Delaware Valley/Shippensburg
73	Kutory Alexander	OL	6-4	310	R-Fr.	Newburg, N.Y./Newburg Free Academy
75	*Michael Fleming	OL	6-4	305	Sr.	Easton, Pa./Easton
76	James McNulty	OL	6-4	290	R-Jr.	Miller Place, N.Y./Miller Place
77	*Justin Barat	DE	6-1	280	R-Jr.	Wood-Ridge, N.J./Wood-Ridge
79	*Steven Feher	OL	6-4	310	R-So.	Orefield, Pa./Parkland
81	Joel Gland	TE	6-5	255	R-Fr.	Philadelphia, Pa./Bartram
82	Ezequiel Lopez	WR	5-10	155	R-Fr.	Philadelphia, Pa./Frankford
87	*R.J. Sarajian	WR	6-3	215	R-Jr.	Tobyhanna, Pa./Pocono Mountain East
88	*Hassan Evans	WR	6-1	225	Sr.	Bergenfield, N.J./Bergenfield
91	Joseph Odebode	DE	6-1	235	R-Jr.	Toms River, N.J./Toms River South
92	*Isaiah Reigel	DE	6-2	245	So.	Wyomissing, Pa./Wilson West Lawn
93	*Andre Eldridge	DL	6-2	295	So.	Monmouth, N.J./South Brunswick
94	*Joseph Ruggiero	DL	6-1	280	R-Sr.	Binghamton, N.Y./Binghamton/Gannon
96	*Jordan Watson	DE	6-1	220	So.	Airmont, N.Y./Paramus Catholic
97	*Jordan Walters	K	6-2	200	Jr.	Sciota, Pa./Pleasant Valley
99	*Mike Zakrzewski	DE	6-3	250	Sr.	Oakland, N.J./Indian Hills

* indicates 2017 letterwinner

No.	Name	Pos.	Ht.	Wt.	Yr.	Hometown/High School
	David Akinwande	FB	5-11	215	Fr.	Levittown, Pa./Harry S Truman
	Dez Austin	LB	6-4	205	Fr.	Pottstown, Pa./Pottsgrove
	Devon Banks	DB	5-8	170	Fr.	Williamstown, N.J./Williamstown
	Rece Bender	WR	5-10	165	Fr.	Lancaster, Pa./Manheim Township
	Tahj Berardesco	DB	5-10	160	Fr.	Asbury Park, N.J./Red Bank Catholic
	Daryn Blackwell	DE	6-0	235	Fr.	Toms River, N.J./Toms River North
	Rich Brown	WR	6-2	180	Fr.	Philadelphia, Pa./Simon Gratz
	Kobe Campbell	DB	5-8	170	R-So.	Suitland, Md./St. Mary Ryken/Cheyney
	Anthony Capitini	OL	6-4	285	Fr.	Phillipsburg, N.J./Phillipsburg
	Lou Ceras	DL	6-1	250	Fr.	Monroe Township, N.J./Monroe Township
	Andrew Ciejka	S	5-11	215	Jr.	Deer Park, N.Y./Deer Park/Nassau CC
	Jahmere Crumpton	DB	5-9	175	Fr.	Philadelphia, Pa./West Catholic
	Matt DeLaurentis	QB	6-2	185	Fr.	East Norriton, Pa./Pope John II
	Chad Dorst	WR	5-11	175	Fr.	Stroudsburg, Pa./Stroudsburg
	Jevon Edwards	LB	5-11	175	Fr.	Philadelphia, Pa./Simon Gratz
	Sergei Felizor	LB	6-2	210	Fr.	East Windsor, N.J./Hightstown
	Carter Forney	WR	5-11	175	Fr.	Lititz, Pa./Warwick
	Quameer Francis	DL	6-2	250	Fr.	Morrisville, Pa./Conwell-Egan
	Davino Frazer	DB	5-10	160	R-Fr.	Germantown, Md./Northwest
	Cole Fryer	LS	5-11	250	Fr.	East Greenville, Pa./Upper Perkiomen
	Myles Gaddy	DE	6-1	235	Fr.	Elkins Park, Pa./Cheltenham
	Zahir Goyins	LB	6-3	185	Fr.	Voorhees, N.J./Eastern Regional
	Rheyse Green	TB	5-10	185	Fr.	Scranton, Pa./Scranton
	Bo Heshler	OL	6-4	275	Fr.	Harrisburg, Pa./Central Dauphin
	Naiim Huff	S	6-1	180	So.	Willow Grove, Pa./Upper Dublin/Milford Academy
	Samuel Karr	TB	5-10	185	Fr.	Philadelphia, Pa./Abraham Lincoln
	Jacob Keane	LB	6-2	210	Fr.	Mount Pocono, Pa./Pocono Mountain East
	Adrian Lambert	FB	5-10	205	Fr.	Oreland, Pa./Archbishop Wood
	Elie Lavarin	WR	6-0	170	R-Fr.	Brick, N.J./Brick Memorial
	Aiden Maldacker	FB	6-0	220	Fr.	Lakeville, Pa./Wallenpaupack
	Pete Manos	LB	6-1	200	Fr.	Millersville, Md./Archbishop Curley
	Anthony Marrone	OL	6-4	315	Fr.	Lafayette Hill, Pa./Springside Chestnut Hill Academy
	Justin Miller	WR	6-3	165	Fr.	Bushkill, Pa./East Stroudsburg North
	Teddy Mitchell	DB	6-0	175	R-So.	Red Bank, N.J./Red Bank Regional/Sacred Heart
	Mikal Montgomery	FS	5-10	190	Fr.	West Hempstead, N.Y./Malverne
	Sean Morro	LB	6-3	210	Fr.	Phillipsburg, N.J./Phillipsburg
	Da'Shawn Murphy	DB	5-9	165	Fr.	East Cleveland, Ohio/Shaw
	Jordan Nash	WR	6-3	175	Fr.	Sicklerville, N.J./Timber Creek
	Joel Ozoemena	LB	6-2	240	R-Jr.	Stroudsburg, Pa./Stroudsburg/Albany
	Dimitris Pali	DL	6-1	260	Fr.	Northfield, N.J./Holy Spirit
	Bryan Pettway	WR	6-3	175	R-Fr.	Burlington, N.J./Burlington
	Devon Rabuck	FB	6-0	205	Fr.	Tower City, Pa./Williams Valley
	Dylan Rabuck	TB	5-11	200	Fr.	Tower City, Pa./Williams Valley
	Edward Reuben II	OL	6-0	305	R-So.	Burlington, N.J./Burlington Township/Edinboro
	Nick Sarangoulis	TB	5-9	190	Fr.	Reading, Pa./Exeter Township
	Jeremy Sell	DE	6-4	240	Fr.	Allentown, Pa./Parkland
	Brendan Shaffer	LB	6-0	185	Fr.	Middletown, Pa./Lower Dauphin
	Sean Solomon	WR	5-11	170	Fr.	East Stroudsburg, Pa./East Stroudsburg South
	Michael Stefkovich	LB	6-0	210	Fr.	Vernon, N.J./Vernon
	Jeremiah Stevens	WR	5-7	165	Fr.	Perth Amboy, N.J./Perth Amboy
	Dawson Stuart	QB	6-4	210	Fr.	Pottstown, Pa./Owen J. Roberts
	Joshua Taylor	S	6-1	190	R-Jr.	Jackson, N.J./St. John Vianney/Marist
	Davon Thompson	FS	5-11	185	Fr.	Philadelphia, Pa./Motivation
	Zahveae Thorne	DB	5-9	175	Fr.	Greenbrook, N.J./Watchung Hills
	Vincent Todd	WR	6-0	175	Fr.	Wilkes-Barre, Pa./Coughlin
	Tim Weldon	LB	5-10	210	Fr.	Philadelphia, Pa./Father Judge
	Nick Whitewood	DE	6-4	250	Fr.	Stroudsburg, Pa./Stroudsburg

2017 Game-By-Game Recaps

Aug. 31 • ESU 20, Fairmont State 16

FAIRMONT, WV - R-Jr. TB **Jaymar Anderson** had 26 carries for 125 yards, Sr. WR **Tim Wilson** caught 4 passes for 84 yards and a TD and a rebuilt defense held Fairmont State's offense to 9 points, all in the 1st half, for a 20-16 win.

ESU scored 17 straight points in a 14-minute span, covering most of the 2nd quarter and the early part of the 3rd, to lead 20-9 with just under 25 minutes left.

The only scoring in the remainder of the contest was an 8-yard interception return for a TD by Fairmont's Naiquan Thomas on ESU's 2nd play of the 4th quarter.

FSU, which was 10-2 overall and reached the NCAA Division II Playoffs for the first time in school history in 2016, drove inside the ESU 20 with less than 4 minutes left, but the Warriors held on 4th-and-6 from the 15 to turn the ball over on downs.

ESU managed to erase the final 3:49, gaining one first down by rush and another by a 15-yard facemask on 3rd-and-21, to seal the victory.

The defense forced 3 fumbles and held Fairmont to 197 yards on its final 9 possessions - the biggest chunk an 11-play, 86-yard drive that ended with a fumble at the ESU 12 on the first play of the 4th quarter - after FSU scored a FG and a TD on 2 of its first 3 possessions.

Anderson had ESU's 8th 100-yard rushing game in a season opener in its 44th year under Denny Douds, who leads active NCAA coaches in career games (452 - 8th all-time) and is 2nd among active coaches in career wins (261 - 16th all-time).

R-Sr. QB **Tim DiGiorgio**, who started the final 4 games last year, was 10-for-28 for 168 yards, 1 TD and 3 Int., connecting with Wilson for a 10-yard go-ahead TD with 8:16 left in the 2nd quarter.

DiGiorgio found Wilson for 43 yards to the 1 on ESU's next drive, with So. FB **Wyatt Clements** plunging in for his first TD and a 17-9 lead with 3:49 left in the 1st half.

So. K **Jordan Walters** was 2-for-2 on field goals, hitting from 20 and 24 yards, in his debut for ESU.

JaJuan Young-Battle was 21-for-32 for 234 yards and carried 11 times for 57 yards to lead FSU. Terrell Charles (887 yards, 12 TD in 2016) had 41 yards. Andre Hall (5 catches, 79 yards) and Shawn Harris (5 catches, 77 yards) paced FSU's receivers.

R-So. S **Justin Johnson** had a forced fumble and recovery in the 3rd quarter, and So. CB **Jamal Cooley** forced a key fumble that Sr. LB **Dakota Everett** recovered on the first play of the 4th quarter.

ESU	3	14	3	0	20
Fairmont St	3	6	0	7	16

ESU - Walters 20 FG
 FSU - Keil 31 FG
 FSU - Charles 7 run (Keil kick blocked)
 ESU - Wilson 10 pass from DiGiorgio (Walters kick)
 ESU - Clements 1 run (Walters kick)
 ESU - Walters 24 FG
 FSU - Thomas 8 interception return (Keil kick)

	ESU	FSU
First Downs	20	15
Passing C-A-I	10-28-3	21-32-0
Passing Yds	168	234
Rushing Yds (Att)	140 (45)	108 (26)
Total Net Yds	308	342
Fumbles/Lost	1-0	3-3
Penalties/Yds	6/57	7/68
Punts/Avg.	3/40.0	5/38.6

Rushing — ESU: Anderson 26-125, Bell 8-16, Fells 4-9, Clements 2-3, DiGiorgio 4-(-4), Wilson 1-(-9); FSU: Young-Battle 11-57, Charles 12-41, Darden 2-6, Hall 1-4.
 Passing — ESU: DiGiorgio 10-28-3 for 168; FSU: Young-Battle 21-32-0 for 234.
 Receiving — ESU: Wilson 4-84, Rehm 2-28, Bell 2-22, Clements 1-12, Buffalo 1-12; FSU: Hall 5-79, Harris 5-77, King 5-38, Jackson 3-36, Vickers 1-9, Charles 1-(-2), Nevers 1-(-3).

Sept. 9 • #6 IUP 38, ESU 14

INDIANA, Pa. - Lenny Williams was 15-for-20 for 283 yards and 2 TD, leading No. 6 IUP to a 38-14 win vs. ESU at Miller Stadium.

R-Jr. TB **Jaymar Anderson** had 25 carries for 151 yards and both touchdowns for ESU, which won 20-16 at Fairmont State last week but couldn't pull the upset in its 2nd straight road trip to a 2016 NCAA DII Playoff team. IUP won 62-13 at Fairmont in last year's opening round.

Anderson has 51 carries for 276 yards and 2 TD through the first 2 weeks, marking the 6th time in 44 seasons under head coach **Denny Douds** that an ESU back has consecutive 100-yard rushing games to start the year.

Williams, a 2-time Harlon Hill candidate who led DII in pass efficiency (214.0), yards per completion and yards per attempt as a sophomore in 2016, led an IUP offense that gained 607 yards - 283 passing and 324 rushing.

Duane Brown (17 carries, 137 yards, TD) and Samir Bullock (18 carries, 82 yards, TD), who ran for 200 yards in a 26-23 win vs. Ashland last week, were IUP's top rushers. Dom McNeil (5 rec, 101 yards, TD) and Allen Wright (5 rec, 80 yards, TD) led the receivers.

ESU dodged an early IUP threat after fumbling on its second play, as Dillon Sarka missed a 22-yard field goal after the Warriors' defense held. Sarka put the first points on the board with a 30-yard field goal with 5:33 left in the 1st quarter.

The Warriors responded to go ahead 7-3, covering 73 yards on 5 plays, with Anderson scoring on a 28-yard run. Anderson had 3 carries for 43 yards and Sr. WR **Tim Wilson** had both of his catches for 30 yards on the drive.

IUP scored 21 straight points in the 2nd quarter for a 24-7 halftime lead. Bullock scored on a 4-yard run (10 plays, 66 yards), J.R. Stevens had a 38-yard interception return for a TD and McNeil had a 69-yard TD catch to extend the lead to 17 with 1:41 left in the half.

IUP scored on the opening possession of the 2nd half to go ahead 31-7, running 10 plays for 85 yards, with Wright hauling in a 25-yard TD from Williams.

Anderson carried 6 times for 43 yards on ESU's ensuing drive (9 plays, 72 yards), finishing with a 1-yard TD run, to get the Warriors within 31-14.

IUP finished the scoring with a 22-yard run by Brown on the first play of the 4th quarter.

ESU	7	0	7	0	14
IUP	3	21	7	7	38

IUP - Sarka 30 field goal
 ESU - Anderson 28 run (Walters kick)
 IUP - Bullock 4 run (Sarka kick)
 IUP - Stevens 38 interception return (Sarka kick)
 IUP - McNeil 69 pass from Williams (Sarka kick)
 IUP - Wright 25 pass from Williams (Sarka kick)
 ESU - Anderson 1 run (Walters kick)
 IUP - Brown 22 run (Sarka kick)

	ESU	IUP
First Downs	15	30
Passing C-A-I	8-22-1	15-20-0
Passing Yds	81	283
Rushing Yds (Att)	142 (33)	324 (55)
Total Net Yds	223	607
Fumbles/Lost	1/1	2/2
Penalties/Yds	2/21	10/103
Punts/Avg.	8/41.6	2/31.5

Rushing — ESU: Anderson 25-151, Fells 1-4, Clements 1-1, Bell 1-1, DiGiorgio 5-(-15); IUP: D. Brown 17-137, Bullock 18-82, Evans 9-45, Williams 7-32, Anderson 4-28.
 Passing — ESU: DiGiorgio 8-22-1 for 81; IUP: Williams 15-20-0 for 203.
 Receiving — ESU: Wilson 2-30, Buffalo 2-23, Rehm 1-12, Fells 1-9, Bell 1-4, Reeder 1-3; IUP: McNeil 5-101, Wright 5-80, Hughes 2-37, Gause 1-34, S. Brown 1-24, Pearce 1-6.

Warriors Top Performances of 2017

LONGEST PLAYS

Rush: 50 yards, Jaymar Anderson at West Chester
Pass: 77 yards, Tim DiGiorgio to Tim Wilson vs. Bloomsburg
Punt: 65 yards, Sam O'Brien at West Chester
Field Goal: 50 yards, Jordan Walters at West Chester
Punt Return: 67 yards, Marquis Fells at Cheyney
Kickoff Return: 60 yards, Elijah Rehm at Cheyney

OFFENSE, SINGLE GAME

Rushing Yards: 200, Jaymar Anderson at Lock Haven
Passing Yards: 247, Ben Moser vs. Shippensburg
Receiving Yards: 144, Tim Wilson vs. Bloomsburg
Completions: 23, Ben Moser vs. Shippensburg
Receptions: 8, Tim Wilson vs. Bloomsburg
Touchdowns Rushing: 3, Jaymar Anderson at Lock Haven
Touchdowns Passing: 3, twice Tim DiGiorgio vs. Bloomsburg Ben Moser at West Chester
Touchdowns Receiving: 1, 12 times

DEFENSE, SINGLE GAME

Most Tackles: 16, Dakota Everett at Cheyney
Most Sacks: 2.0, Justin Johnson vs. Mercyhurst
Most Tackles for a Loss: 2.5, Mike Wiand at West Chester
Interceptions: 1, eight times

Sept. 16 • Mercyhurst 25, ESU 20

EAST STROUDSBURG - Garrett Owens ran for 133 yards and 2 TD in the 2nd half, as Mercyhurst rallied from a 13-0 halftime deficit for a 25-20 win.

R-Jr. TB **Jaymar Anderson** had 22 carries for 131 yards and a TD, and R-Fr. QB **Ben Moser** was 13-for-31 for 196 yards in his 1st career start. He threw a 36-yard TD to So. WR **Elijah Rehm** which pulled ESU within 25-20 with 2:58 left, before Mercyhurst recovered an onside kick and ran out the remainder of the clock.

Anderson had his 3rd straight 100-yard game to open the year, becoming the 4th Warrior to do that in 44 seasons under **Denny Douds**. He entered ranked 1st in the PSAC East, 3rd in the PSAC and 12th in DII (138.0 ypg) through the first 2 games.

Sr. WR **Tim Wilson** was Moser's top target, with 6 catches for 98 yards. Rehm had 3 for 50.

Owens had 15 carries for 133 yards in the 2nd half, replacing starter E'Andre Smith (13 carries, 60 yards, TD), who was injured early in the 4th quarter.

Doug Altavilla was 19-for-30 for 216 yards and 3 Int., but caught the go-ahead TD pass - a 61-yarder - from WR Brad Novak (3 catches, 34 yards) which gave Mercyhurst an 18-13 edge with 10:50 remaining.

The Lakers scored 25 straight 2nd-half points before Moser's TD pass to Rehm finished a 6 play, 72-yard drive.

ESU's defense forced 5 turnovers - interceptions by So. CB **Andre Gray**, So. CB **Jamal Cooley** and R-Jr. FS **Billy Inge III**, and 2 fumbles, forced by Sr. LB **Dakota Everett** and Inge, and recovered by R-Sr. LB **Sekou Jones** and Jr. DE **Mike Zakrzewski**.

Everett had 2 blocked extra points, which appeared to be the difference before Novak's long TD pass to Altavilla one play after an ESU fumble following a long kick return.

So, K **Jordan Walters** was 2-for-3 on field goals, connecting from 29 yards on the first drive of the game and 27 yards early in the 2nd quarter. Anderson made it 13-0 with a 1-yard TD run, capping an 8-play, 58-yard drive after Inge's interception.

Mercyhurst was kept off the board until its 1st possession of the 2nd half, when Smith ran for a 20-yard TD. ESU led by that margin entering the 4th quarter, when Owens scored on a 53-yard run to cut it to 13-12 after a 6-play, 94-yard drive. Owens gave MU a 25-13 lead with a 5-yard TD run with 4:32 left. The Lakers held the ball for more than 22 minutes in the 2nd half.

Mercyhurst	0	0	6	19	25
ESU	3	10	0	7	20

ESU - Walters 29 field goal

ESU - Walters 27 field goal

ESU - Anderson 1 run (Walters kick)

HURST - Smith 20 run (Shafer kick blocked)

HURST - Owens 53 run (Shafer kick blocked)

HURST - Altavilla 61 pass from Novak (Alt. pass failed)

HURST - Owens 5 run (Cole kick)

ESU - Rehm 36 pass from Moser (Walters kick)

	ESU	HURST
First Downs	15	23
Passing C-A-I	14-32-0	20-31-3
Passing Yds	208	277
Rushing Yds (Att)	186 (36)	174 (40)
Total Net Yds	394	451
Fumbles/Lost	1/1	2/2
Penalties/Yds	10/88	6/42
Punts/Avg.	7/33.9	4/43.0

Rushing — ESU: Anderson 22-131, Moser 8-24, Fells 3-24, Bell 3-7; HURST: Owens 16-133, Smith 13-60, Thompson 1-3, Team 3-(-10), Altavilla 7-(-12).

Passing — ESU: Moser 13-31-0 for 196, O'Brien 1-1-0 for 12; HURST: Altavilla 19-30-3 for 216, Novak 1-1-0 for 61.

Receiving — ESU: Wilson 6-98, Rehm 3-50, Guarino 2-15, Buffalo 1-25, Linder 1-12, Bell 1-8; HURST: Smith 5-66, Blackston 5-34, Mostoller 4-51, Novak 3-34, Altavilla 1-61, Owens 1-25, Smith 1-6.

Sept. 23 • Shippensburg 40, ESU 0

EAST STROUDSBURG — Ryan Zapoticky was 24-for-30 for 370 yards and 2 TD, and Colin McDermott ran for 121 yards and 3 scores for Shippensburg in a 40-0 win.

Winston Eubanks caught both of Zapoticky's TD passes for his only 2 receptions, covering 121 yards - a 74-yarder in the 1st quarter for the first points, and a 47-yarder late in the 3rd quarter to close the scoring.

Zapoticky entered as the PSAC leader in total offense (336.7 ypg), and Eubanks was the PSAC leader and 6th in DII in receiving (138.7 ypg).

ESU suffered its first shutout since a 28-0 loss at Bloomsburg in 2000, a span of 183 games. R-Fr. QB **Ben Moser** was 23-for-44 for 247 yards and has yet to throw an interception in 75 attempts in his first 2 starts.

Sr. WR **Tim Wilson** had 5 receptions for 51 yards to lead 10 Warriors who caught at least one pass. Jr. TB **James Bell** added 3 catches for 45 yards.

R-Jr. TB **Jaymar Anderson** had 10 carries for eight yards after ranking 2nd in the PSAC and 12th in DII in rushing (135.7 ypg) through the first 3 weeks. He also had 3 catches for 20 yards.

Sr. LB **Dakota Everett** (11) and R-Sr. LB **Mike Wiand** (9) led ESU in tackles. R-Jr. DB **Mark Collins, Jr.** had the first interception of Zapoticky (10 TD, 1 Int.) of the year.

Ship methodically built its lead, scoring 12 points in the 1st quarter, 14 in the 2nd and 14 in the 3rd, starting with the 74-yard TD pass to Eubanks 9:11 into the game.

McDermott had a 3-yard run to cap an 8-play, 54-yard drive late in the 1st quarter, and scored on a 15-yard run following a 12-play, 95-yard drive after Ship stopped ESU on downs inside the 5 in a 12-0 game.

2017 Game-By-Game Statistics

East Stroudsburg

	PASSING			TD-Int.	RUSHING			TOTAL OFFENSE		
	Comp.-Att.	Yds.			Att.	Yds.	TD	Plays	Yds.	TD
Fairmont State	10-28	168		1-3	45	140	1	73	308	2
IUP	8-22	81		0-1	33	142	2	55	223	2
Mercyhurst	14-32	208		1-0	36	186	1	68	394	2
Shippensburg	23-44	247		0-0	23	17	0	67	264	0
Cheyney	10-19	139		1-1	31	129	1	50	268	2
Millersville	17-34	233		0-1	30	88	0	64	321	0
Kutztown	13-25	143		0-2	26	42	0	51	185	0
Bloomsburg	18-35	267		3-0	19	4	0	54	271	3
West Chester	16-34	240		3-0	27	171	0	61	411	3
Lock Haven	8-17	114		1-1	40	215	3	57	329	4
California	21-41	180		2-1	22	111	0	63	291	2
ESU	158-331	2020		12-10	332	1245	8	663	3265	20

Opponents

	PASSING			TD-Int.	RUSHING			TOTAL OFFENSE		
	Comp.-Att.	Yds.			Att.	Yds.	TD	Plays	Yds.	TD
Fairmont State	21-31	234		0-0	27	96	1	58	330	1
IUP	15-20	283		2-0	55	324	2	75	607	4
Mercyhurst	20-31	277		1-3	40	174	3	71	451	4
Shippensburg	24-30	370		2-1	50	334	4	80	704	6
Cheyney	29-41	232		1-2	32	158	1	73	390	2
Millersville	8-16	61		0-1	42	249	1	58	310	1
Kutztown	34-40	393		4-0	40	167	1	80	560	5
Bloomsburg	13-23	155		1-1	49	300	3	72	455	4
West Chester	14-24	166		1-0	46	256	3	70	422	4
Lock Haven	18-34	264		1-0	62	307	3	96	571	4
California	29-48	350		2-0	30	141	2	78	491	4
Opponents	225-338	2785		15-8	473	2506	24	811	5291	39

Marcus Lominy had a 3-yard TD run with 26 seconds left in the 1st half, ending an 8-play, 65-yard march, for a 26-0 halftime advantage.

Ship received the 2nd-half kickoff and went 75 yards on 5 plays, with McDermott scoring from 16 yards, to make it 33-0. Zapoticky hit Eubanks for a 47-yard score with 1:53 left in the 3rd for the game's final scoring.

Ship gained 704 yards, 334 rushing on 50 carries, and 370 passing - all by Zapoticky, who had 422 yards total offense. McDermott (18-121), London Whitfield (9-68), Lominy (10-63) and Zapoticky (7-52) all had more than 50 rushing yards. Along with Eubanks, Kyle Haines had 8 catches for 89 yards and Abel Hoff added 5 for 67.

Shippensburg	12	14	14	0	40
ESU	0	0	0	0	0

SHIP - Eubanks 74 pass from Zapoticky (Deane kick failed)

SHIP - McDermott 3 run (Eimer kick blkd)

SHIP - McDermott 15 run (Deane kick)

SHIP - Lominy 3 run (Deane kick)

SHIP - McDermott 16 run (Deane kick)

SHIP - Eubanks 47 pass from Zapoticky (Deane kick)

	ESU	SHIP
First Downs	14	30
Passing C-A-I	23-44-0	24-30-1
Passing Yds	247	370
Rushing Yds (Att)	17 (23)	334 (50)
Total Net Yds	264	704
Fumbles/Lost	4-1	2-1
Penalties/Yds	7/62	11/95
Punts/Avg.	7/39.6	3/34.0

Rushing — ESU: Bell 5-8, Anderson 10-8, Fells 1-5, Clements 1-0, Moser 6-(-4); SHIP: McDermott 18-121, Whitfield 9-68, Lominy 10-63, Zapoticky 7-52, Yocum 6-30. Passing — ESU: Moser 23-44-0 for 247; SHIP: Zapoticky 24-30-1 for 370.

Receiving — ESU: Wilson 5-51, Bell 3-45, Fells 3-26,

Anderson 3-20, Reeder 2-21, Guarino 2-16, Clements 2-16, Castillo 1-29, Rehm 1-23, Buffalo 1-0; SHIP: Haines 8-89, Hoff 5-67, Lominy 3-22, Eubanks 2-121, Figler 2-25, McDermott 2-5, Headen 1-34, Durkin 1-7.

Sept. 30 • ESU 33, Cheyney 13

CHEYNEY - R-Jr. TB **Jaymar Anderson** ran for 105 yards and a TD, the defense had 5 takeaways and So. WR **Elijah Rehm** and R-Jr. TB **Marquis Fells** gave ESU a kick return and punt return for a TD in the same game for the first time since 1989 in a 33-13 win at Cheyney.

Anderson had his 4th 100-yard rushing game in the first 5 outings for ESU, which won for the first time since a 20-16 victory at Fairmont State in the season opener.

Rehm returned a free kick 60 yards in the 3rd quarter, and Fells had a 67-yard punt return in the 4th quarter, as ESU pulled away from a 10-0 halftime lead.

ESU extended its NCAA all-division record for consecutive wins in an uninterrupted series to 38 (since 1980) and holds a 61-1 advantage all-time.

Sr. LB **Dakota Everett** had 16 tackles, 11 solo, and forced fumble and a fumble recovery to lead ESU's defense. R-So. S **Justin Johnson** and So. CB **Jamal Cooley** both had interceptions. Johnson also added a forced fumble, and Fr. S **Andrew Brown** and R-Fr. FS **Calvin Fielding** had fumble recoveries.

R-Fr. QB **Ben Moser** was 10-for-19 for 139 yards, a TD and his first Int. of the year, and also ran for 22 yards.

Sr. WR **Tim Wilson** had 6 catches for 101 yards, including a 17-yard TD in the 3rd quarter. He went over the 100-catch mark (103) and 1,500-yard mark (1,585).

Cheyney Sr. QB Dominick Trautz was 28-for-40 for 212 yards, a TD and 2 Int. TB Brandon French had 12 carries for 97 yards. Yves Ferdinand (7 catches, 41 yards, TD), Jowan Lewis-Kearse (5-43) and TE Kyle Berlin (5-40) led the receivers.

ESU forced 4 turnovers in the first half, capitalizing on Everett's forced fumble on Cheyney's opening drive as Anderson scored from 4 yards out after a 10-play, 49-yard drive that included 6 carries for 38 yards.

After Cooley's interception, So. K **Jordan Walters** made a 21-yard field goal for a 10-0 advantage at the midpoint of the 1st quarter. Cheyney had a drive of nearly 10 minutes, from the end of the 1st quarter to the 6-minute mark of the 2nd, end on a fumble (recovered by Everett) after a 17-play, 77-yard march.

ESU pulled away early in the 3rd, scoring 9 points in 16 seconds - Jr. CB **Tyson Calhoun** blocked a punt that

2017 SEASON

went through the end zone for a safety, and Rehm returned the ensuing free kick for a 19-0 lead just 4:10 into the 2nd half.

ESU	10	0	16	7	33
Cheyney	0	0	7	6	13

ESU - Anderson 4 run (Walters kick)
 ESU - Walters 21 field goal
 ESU - Safety (blocked punt thru end zone)
 ESU - Rehm 60 kick return (Walters kick)
 CHEY - Ferdinand 23 pass from Trautz (Rummel kick)
 ESU - Wilson 17 pass from Moser (Walters kick)
 ESU - Fells 67 punt return (Walters kick)
 CHEY - Ransom 2 run (Stinson rush failed)

	ESU	CHEY
First Downs	16	23
Passing C-A-I	10-19-1	29-41-2
Passing Yds	139	232
Rushing Yds (Att)	129 (31)	158 (32)
Total Net Yds	268	390
Fumbles/Lost	0-0	3-3
Penalties/Yds	8/79	6/40
Punts/Avg.	4/36.2	3/24.3

Rushing — ESU: Anderson 19-105, Moser 7-22, Fells 2-4, Bell 2-1, Team 2-(-3); CHEY: French 12-97, Trautz 9-53, Ransom 5-6, Miller 6-2.

Passing — ESU: Moser 10-19-1 for 139; CHEY: Trautz 28-40-2 for 212, Palmer 1-1-0 for 20.

Receiving — ESU: Wilson 6-101, Bell 2-15, Robinson 1-12, Reeder 1-11; CHEY: Ferdinand 7-41, Lewis-Kearse 5-43, Berlin 5-40, Joyner 4-35, Oliver 3-29, Wiley 3-23, Ransom 2-21.

Oct. 5 • Millersville 12, ESU 0

EAST STROUDSBURG - Tyrone Gibson ran for 183 yards and the game's only TD, leading Millersville to a 12-0 win over ESU in a Thursday night game at Eiler-Martin Stadium.

Millersville ran for 249 yards on 42 carries, with Gibson doing most of the work. He had a 59-yard run to set up a 17-yard TD at the midpoint of the 2nd quarter and finished with 18 carries.

QB Stephen Flanagan was 8-for-16 for 61 yards and had 13 carries for 39 yards for the Marauders, which won for just the third time vs. ESU since 2001. WR Kevin Wiggins had six catches for 32 yards, and Phil Overton added eight carries for 30 yards.

Millersville led 7-0 at halftime, and had a safety on a sack by Sr. LB Sean Dugan (12 tackles) on ESU's first possession of the 3rd quarter.

Fr. K Joey Farley finished the scoring with a 41-yard field goal with 4:49 remaining.

ESU outgained the Marauders, 321-310, but had 4 drives end inside the 30 on 2 missed field goals (1 blocked), a misplayed FG snap and an interception.

R-Jr. TB **Jaymar Anderson**, who led the PSAC East in rushing (104.0 ypg) entering the night, had 15 carries for 80 yards.

Two Warriors saw time at QB, with R-Fr. **Ben Moser** starting and going 9-for-20 for 118 yards before leaving due to injury in the 3rd quarter. R-Sr. **Tim DiGiorgio** was 8-for-13 for 115 yards and an interception.

Sr. WR **Tim Wilson** had six catches for 93 yards, pushing his season totals to 29 receptions for 457 yards and 2 TD.

Sr. LB **Dakota Everett** (10 tackles, 2 TFL, sack), R-Sr. LB **Mike Wiand** (8 tackles, TFL) and R-Sr. LB **Sekou Jones** (7 tackles, TFL) led the Warriors defensively. R-Jr. LB **Larry Mills** had a forced fumble in the 4th quarter.

Millersville	0	7	2	3	12
ESU	0	0	0	0	0

MILL - Gibson 17 run (Farley kick)
 MILL - Dugan safety
 MILL - Farley 41 field goal

	ESU	MILL
First Downs	17	15
Passing C-A-I	17-34-1	8-16-1
Passing Yds	233	61
Rushing Yds (Att)	88 (30)	249 (42)
Total Net Yds	321 (64)	310 (58)
Fumbles/Lost	2-1	1-1
Penalties/Yds	12/108	9/89
Punts/Avg.	4/40.0	7/37.0

Rushing — ESU: Anderson 15-80, Fells 3-10, Rehm 1-2, Moser 8-2, Robinson 1-0, DiGiorgio 2-(-6); MILL: Gibson 18-183, Flanagan 13-39, Overton 8-30, Miranda 1-5, Team 1-(-2), Wiggins 1-(-6).

Passing — ESU: Moser 9-20-0 for 118, DiGiorgio 8-13-1 for 115, Ridgway 0-1-0 for 0; MILL: Flanagan 8-16-1 for 61.

Receiving — ESU: Wilson 6-93, Fells 3-37, Robinson 3-27, Reeder 1-29, Buffalo 1-18, Clements 1-14, Guarino 1-9, Rehm 1-6; MILL: Wiggins 6-32, Gehman 1-15, Morrill 1-14.

Oct. 14 • Kutztown 41, ESU 9

KUTZTOWN - Kutztown scored 10 points in the final minute of the 1st half, and scored TD's on its final 4 possessions, to pull away for a 41-9 win.

R-Jr. FS **Billy Inge III** scored a 35-yard TD on a forced fumble and recovery on the first offensive play of the 2nd half to get the Warriors within 13-6.

Collin DiGalbo, who helped lead Kutztown to the PSAC East regular season title as a redshirt freshman last year, was 28-for-34 for 351 yards and 4 TD.

Evan Culver had 14 carries for 101 yards and a TD, and Amadou Barry had 7 catches, 161 yards and 2 TD.

R-Jr. TB **Jaymar Anderson** had 21 carries for 81 yards, and Sr. WR **Tim Wilson** had 5 catches for 82 yards to lead ESU. Anderson entered as the PSAC East leader with 100.0 rushing yards per game.

R-Sr. QB **Tim DiGiorgio** was 13-for-25 for 143 yards and 2 interceptions in his 3rd start of the season, replacing R-Fr. **Ben Moser**, who started the last 4 games before suffering an injury last week at Millersville.

Inge had 14 tackles, including 9 solo stops. Fr. DE **Isaiah Reigel** and Fr. NG **Andre Eldridge** registered sacks, and the Warriors had 8 tackles for loss.

Tajier Jefferson had 10 tackles, 3 TFL, a sack and forced fumble for KU. Ahkee Cox-Cowan and Jake Perry had interceptions, both in the final 2 minutes of the half.

DiGalbo hit Barry for a 42-yard TD with 42 seconds left in the half after Perry's interception. R-Fr. TB **Devante Robinson** returned the ensuing kickoff across midfield, but Cox-Cowan picked off a pass, returned it 50 yards inside the ESU 30, and Alec Rosenfeld made a 40-yard field goal at the buzzer for a 13-0 halftime lead.

Inge put ESU on the board with the Warriors' 1st defensive TD of the year as he ripped the ball away from Diego Torres and went 35 yards up the left sideline.

KU got 2 more TD passes by DiGalbo - 23 yards to Conor Sullivan, and 6 yards to Jack Pilkerton - for a 27-6 lead midway through the 3rd quarter.

So. K **Jordan Walters** made a 33-yard field goal to get ESU within 27-9 with 4:03 left in the third, but Kutztown struck on the next play - a 79-yard pass from DiGalbo to Barry. KU finished the scoring with a 15 play, 95-yard drive 5 minutes into the 4th quarter.

ESU	0	0	9	0	9
Kutztown	0	13	21	7	41

KU - Rosenfeld 26 field goal
 KU - Barry 42 pass from DiGalbo (Rosenfeld kick)
 KU - Rosenfeld 40 field goal
 ESU - Inge III 35 fumble return (Walters kick failed)

2017 Honor Roll

Football Gazette All-Region

TB Jaymar Anderson, 3rd team
 FB Devante Robinson, 3rd team
 RS Marquis Fells, 3rd team

All-PSAC East First Team

TB Jaymar Anderson, RS Marquis Fells

All-PSAC East Second Team

WR Tim Wilson, T Michael Fleming
 LB Dakota Everett, LB Sekou Jones

Team Awards

Outstanding Player — TB Jaymar Anderson
 Red Shirt Award — FS Billy Inge III

Capital One Academic All-America

OL Devon Ackerman, 1st team

Capital One Academic All-District

OL Devon Ackerman
 LB Mike Wiand

PSAC Top 10

OL Devon Ackerman

Lehigh Valley Scholar-Athlete

OL Devon Ackerman

PSAC East Offensive Player of the Week

Jaymar Anderson, Nov. 4 at Lock Haven

PSAC East Defensive Player of the Week

Justin Johnson, Oct. 21 vs. Bloomsburg
 Sekou Jones, Nov. 4 at Lock Haven

PSAC East Special Teams Player of the Week

Jordan Walters, Aug. 31 at Fairmont State
 Dakota Everett, Sept. 16 vs. Mercyhurst
 Marquis Fells, Sept. 30 at Cheyney
 Jordan Walters, Oct. 28 at West Chester
 Marquis Fells, Nov. 4 at Lock Haven

KU - Sullivan 23 pass from DiGalbo (Rosenfeld kick)
 KU - Pilkerton 6 pass from DiGalbo (Rosenfeld kick)
 ESU - Walters 33 field goal
 KU - Barry 79 pass from DiGalbo (Rosenfeld kick)
 KU - Culver 5 run (Rosenfeld kick)

	ESU	KU
First Downs	13	25
Passing C-A-I	13-25-2	34-40-0
Passing Yds	143	393
Rushing Yds (Att)	42 (26)	167 (40)
Total Net Yds	185 (51)	560 (80)
Fumbles/Lost	3-2	3-1
Penalties/Yds	5/40	13/132
Punts/Avg.	5/39.6	4/36.2

Rushing — ESU: Anderson 21-81, Clements 1-0, DiGiorgio 3-(-18), Team 1-(-21); KUTZ: Culver 14-101, Neblett 5-21, Reynolds 7-17, DiGalbo 8-13, Fennell 3-10, Kane 2-7, Team 1-(-2).

Passing — ESU: DiGiorgio 13-25-2 for 143; KUTZ: DiGalbo 28-34-0 for 351, Kane 6-6-0 for 42.

Receiving — ESU: Wilson 5-82, Reeder 4-33, Buffalo 1-17, Robinson 1-12, Fells 1-4, Anderson 1-(-5); KUTZ: Barry 7-161, Harka 5-28, Reynolds 5-21, Lee 4-49, Pilkerton 3-54, Sullivan 3-33, Garbarino 2-9, Torres 2-7, Culver 1-11, Sekol 1-11, Snisky 1-9.

Oct. 21 • Bloomsburg 38, ESU 28

EAST STROUDSBURG - Qmae Quiteh ran for 168 yards and 2 TD and Bloomsburg rallied from an early 3rd-quarter deficit for a 38-28 win.

Quiteh (24 carries) and Alex Gooden (19 carries, 108 yards) led a Bloomsburg offense overcame a 28-10 margin as the Huskies scored the game's final 28 points.

R-Sr. QB **Tim DiGiorgio** was 13-for-20 for 202 yards and 3 TD in the 1st half for ESU, which led 21-10 at intermission. Sr. WR **Tim Wilson** had 8 catches for 144 yards and a TD, and R-Fr. TB **Devante Robinson** had 6 catches for 103 yards and a TD.

R-So. S **Justin Johnson** (9 tackles, 3 FF, 2 FR) led an ESU defense that forced 3 turnovers in the 1st half, and had a 25-yard fumble return for a TD by Fr. LB **Rich Melito** just under 2 minutes into the 3rd quarter that gave the Warriors their 18-point lead.

Johnson set ESU's single-season forced fumbles record (6) with 3 games left in the season. His 3 FF are one short from tying an NCAA DII single-game record.

Quiteh ran for 64 yards on BU's first scoring drive, converting from 14 yards out, but ESU tied it at 7-all just 16 seconds later. DiGiorgio hit Wilson for a 77-yard TD down the left sideline for the first of 21 straight points for ESU with 8:20 left in the 1st quarter.

Johnson set up a 42-yard TD by Robinson on a screen pass for his 1st career score, and after a BU punt, DiGiorgio found Jr. WR **Jyll Reeder** for a 7-yard TD and a 21-7 lead with 5:45 left in the 2nd quarter.

Melito recovered a fumble by BU QB Chris Palubinsky (13-23, 155 yards, TD, Int.) on the 2nd play from scrimmage in the 3rd quarter for a 28-10 lead, but the rest of the contest went to the Huskies.

A scoring drive of 8:42 pulled BU within 28-17 with 5:02 left in the 3rd. DiGiorgio left due to injury late in the 2nd quarter, and the ESU offense stalled. An 87-yard, 10-play drive for BU made it 28-23 in the 2nd minute of the 4th quarter.

Palubinsky hit Michael Allen for a 23-yard go-ahead TD after a sack and forced fumble, and Eric Schwartz had a 15-yard fumble return for a TD after another sack to extend the BU lead to 38-28 with 4:46 left.

ESU converted 3 3rd downs on its final possession with R-Fr. QB **Ben Moser** under center, but the Warriors missed a 32-yard FG to turn it over with 1:42 left.

Bloomsburg	7	3	7	21	38
ESU	7	14	7	0	28

BLM - Quiteh 14 run (Abbott kick)
 ESU - Wilson 77 pass from DiGiorgio (Walters kick)
 ESU - Robinson 42 pass from DiGiorgio (Walters kick)
 ESU - Reeder 7 pass from DiGiorgio (Walters kick)
 BLM - Abbott 29 field goal
 ESU - Melito 25 fumble return (Walters kick)
 BLM - Quiteh 1 run (Abbott kick)
 BLM - Palubinsky 1 run (Quiteh rush failed)
 BLM - Allen 23 pass from Palubinsky (Gooden rush)
 BLM - Schwartz 15 fumble return (Abbott kick)

	ESU	BLM
First Downs	11	23
Passing C-A-I	18-35-0	13-23-1
Passing Yds	267	155
Rushing Yds (Att)	4 (19)	300 (49)
Total Net Yds	271 (54)	455 (72)
Fumbles/Lost	3-2	5-3
Penalties/Yds	10/70	6/60
Punts/Avg.	7/39.6	4/37.0

Rushing — ESU: Anderson 10-34, DiGiorgio 4-(-12), Moser 5-(-18); BLM: Quiteh 24-168, Gooden 19-108, Gaugler 2-25, Palubinsky 3-1, Team 1-(-2).
 Passing — ESU: DiGiorgio 3-20-0 for 202, Moser 5-15-0 for 65; BLM: Palubinsky 13-23-1 for 155.
 Receiving — ESU: Wilson 8-144, Robinson 6-103, Anderson 1-8, Reeder 1-7, Guarino 1-3, Fells 1-2; BLM: Allen 4-51, Popson 4-48, Price 2-15, Gilhool 1-31, Gooden 1-11, Green 1-(-1).

Oct. 28 • West Chester 31, ESU 26

WEST CHESTER - R-Fr. QB **Ben Moser** threw 3 4th-quarter TD passes, but ESU's bid for its biggest comeback in 44 seasons under head coach Denny Douds ended 40 yards short as PSAC East co-leader West Chester held on for a 31-26 win.

ESU trailed 31-6 with 3:56 left in the 3rd quarter before Moser threw TD passes to Sr. WR **Tim Wilson**, So. WR **Javier Buffalo** and R-So. WR **Anthony Guarino** to pull within 5 points with 1:43 left - the 3rd TD after R-So. S **Chase Ober** recovered an onside kick by So. **Jordan Walters**, who hit a 50-yard field goal in the 1st half.

The defense forced a 3-and-out and ESU took over at its own 2-yard line with 33 seconds left. Moser had a 36-yard pass to Wilson on the first play, then scrambled for 7 yards on 3rd-and-10 with ESU out of timeouts. A deep pass was intercepted as time expired but flagged for interference, giving ESU an untimed down from the 40, but David Simmons tracked down Moser for a sack.

Moser finished 16-for-33 for 240 yards and 3 TD, and R-Jr. TB **Jaymar Anderson** had 149 yards from scrimmage (13 carries, 119 yards; 1 reception, 30 yards). Wilson had 5 catches for 92 yards.

Paul Dooley had 272 total yards for WCU (166 passing, TD; 108 rushing, 2 TD). Jarel Elder, the PSAC East rushing leader, had 213 yards from scrimmage - 24 carries for 131 yards and a TD, and 2 catches for 82 yards. Tyler Karpinski had 9 catches for 44 yards.

WCU seemed to have the game in hand when Andrew Chegia capped an 8-minute drive with a 34-yard FG for a 31-6 lead with just under 4 minutes left in the 3rd.

WCU's final 5 possessions ended with a turnover on downs, fumble, punt, missed 20-yard field goal and another punt - and the ESU offense took advantage.

The 28-yard TD to Wilson made it 31-13 with 12:38 remaining, and after a WCU long drive but missed field goal, Moser led an 80-yard march culminating in a 22-yard TD to Buffalo to get it to 31-20 with 2:46 left.

Ober recovered the onside kick at the WCU 47, and Moser found Guarino for a 20-yard score with 1:43 left.

Anderson had his 5th 100-yard rushing game, and R-Sr. LB **Mike Wiand** had 14 tackles, 2.5 TFL and a forced fumble. ESU's largest comeback under Douds is 18 points, and largest halftime comeback is 14. The Warriors trailed by as many as 25, and by 22 at halftime.

ESU	0	6	0	20	26
West Chester	15	13	3	0	31

WCU - Elder 22 run (Elder rush)
 WCU - Banks 5 pass from Dooley (Lambritsios kick)
 ESU - Walters 50 field goal
 WCU - Dooley 23 run (Lambritsios kick blocked)
 ESU - Walters 20 field goal
 WCU - Dooley 2 run (Chegia kick)
 WCU - Chegia 34 field goal
 ESU - Willson 28 pass from Moser (Walters kick)
 ESU - Buffalo 22 pass from Moser (Walters kick)
 ESU - Guarino 20 pass from Moser (Moser pass failed)

	ESU	WC
First Downs	19	19
Passing C-A-I	16-34-0	14-24-0
Passing Yds	240	166
Rushing Yds (Att)	171 (27)	256 (46)
Total Net Yds	411 (61)	422 (70)
Fumbles/Lost	2-2	3-1
Penalties/Yds	7/47	7/68
Punts/Avg.	6/38.8	5/44.2

Rushing — ESU: Anderson 13-119, Robinson 6-36, Moser 8-16; WC: Elder 24-131, Dooley 14-106, Dukes 5-33, Nasir 1-(-1), Class 1-(-1), Team 1-(-12).
 Passing — ESU: Moser 16-33-0 for 240, Team 0-1-0 for 0; WC: Dooley 14-24-0 for 166.
 Receiving — ESU: Wilson 5-92, Buffalo 3-42, Rehm 2-21, Reeder 2-19, Anderson 1-30, Guarino 1-20, Fells 1-9, Robinson 1-7; WC: Karpinski 9-44, Elder 2-82, Dukes 1-19, Sydnor 1-16, Banks 1-5.

Nov. 4 • ESU 37, Lock Haven 27

LOCK HAVEN - R-Jr. TB **Jaymar Anderson** ran for 200 yards and 3 TD, leading ESU to a 37-27 win at LHU.

Anderson had the 12th 200-yard rushing performance in school history and registered ESU's 9th 1,000-yard rushing season. He carried 30 times, including a 43-yard TD on the 1st play from scrimmage.

ESU led 21-0 just over 10 minutes into the game before LHU scored a pair of TD to pull within 21-14.

The Warriors then scored 16 straight for a 37-14 advantage midway through the 4th quarter.

Anderson, 3rd in the PSAC East in rushing (92.7 ypg) entering the week, pushed his season total to 1,034 rushing yards, 7th-best in school history.

R-Fr. QB **Ben Moser** was 8-for-17 for 114 yards, a TD and an interception, throwing a 35-yard TD pass to R-So. WR **Anthony Guarino** in the 1st quarter.

Ralph Hyland had 27 carries for 165 yards and a TD, John Ford had 14 carries for 79 yards and a TD and freshman QB Kyle Knight was 18-for-34 for 264 yards and a TD, and ran for 47 yards and a TD, for Lock Haven.

The Bald Eagles gained 571 yards on 96 offensive plays, but had 4 turnovers, all lost fumbles.

ESU's defense, tied for 1st in NCAA Division II with 25 takeaways, extended its margin to 29 and pushed its DII-leading fumble recovery haul to 21.

R-Jr. TB **Marquis Fells** returned the opening kickoff 57 yards, and Anderson scored on a 43-yard run just 20 seconds into the game for the 6th opening play TD by the Warriors in 44 seasons under head coach Denny Douds.

Moser hit Guarino for a 14-0 lead, and R-Sr. LB **Sekou Jones** recovered a fumble in the end zone on LHU's next offensive play for a 21-0 score just 10:14 into the contest.

Anderson had a 4-yard TD that put ESU in front 27-14 with 2:13 left in the 1st half. He scored from 9 yards with 2:14 left in the 3rd for a 34-14 lead, and So. K **Jordan Walters** made a 30-yard field goal for a 23-point lead with 6:15 left. LHU tried to make it interesting, scoring with 4:27 and 2:36 remaining to close within 10, but the Warriors had their 4th takeaway after the Bald Eagles had taken over with 2:06 left.

Sr. WR **Tim Wilson** (3 catches, 27 yards) went over the 2,000-yard mark for his career. Anderson had his 6th 100-yard rushing game, one from ESU's season record.

ESU	21	6	7	3	37
Lock Haven	7	7	0	13	27

ESU - Anderson 43 run (Walters kick)
 ESU - Guarino 35 pass from Moser (Walters kick)
 ESU - Jones 0 fumble return (Walters kick)
 LHU - Knight 7 run (Boumerhi kick)
 LHU - Hyland 1 run (Boumerhi kick)
 ESU - Anderson 4 run (Walters kick failed)
 ESU - Anderson 9 run (Walters kick)
 ESU - Walters 30 field goal
 LHU - Ford 24 run (Knight pass failed)
 LHU - Williams 29 pass from Knight (Boumerhi kick)

	ESU	LHU
First Downs	18	35
Passing C-A-I	8-17-1	18-34-0
Passing Yds	114	264
Rushing Yds (Att)	215 (40)	307 (62)
Total Net Yds	329 (57)	571 (96)
Fumbles/Lost	0-0	5-4
Penalties/Yds	10/67	11/91
Punts/Avg.	3/49.7	0/0

Rushing — ESU: Anderson 30-200, Moser 3-13, Fells 2-8, Bell 2-(-2), Team 3-(-4); LHU: Hyland 27-165, Ford 14-77, Knight 17-47, Swartz 4-18.
 Passing — ESU: Moser 8-17-1 for 114; LHU: Knight 18-34-0 for 264.
 Receiving — ESU: Wilson 3-27, Guarino 2-45, Robinson 2-31, Rehm 1-11; LHU: Jackson 8-116, Greene 3-37, Williams 2-38, Walker 2-20, Ford 1-37, Renninger 1-11, Hyland 1-5.

2017 SEASON

Nov. 11 • California 31, ESU 14

EAST STROUDSBURG - Michael Keir threw for 350 yards and 2 TD, leading California to a 31-14 win over ESU in the 2017 finale at Eiler-Martin Stadium.

Luke Smorey had 10 receptions for 119 yards and a TD for the Vulcans (9-2), who were listed No. 9 in the NCAA DII Super Region 1 rankings last week. 5 of the top 8 schools lost this week, with a shake-up pending prior to the national field announcement and the region's top 7 seeds advancing on Sunday.

Keir completed 29-of-48 passes without an interception, leading a Cal offense that gained 491 yards on 78 plays. Jimmy Wheeler had 13 carries for 87 yards and a TD, and starter Jalen Bell had 11 carries for 43 yards in the first half.

R-Fr. QB **Ben Moser** was 21-for-41 for 180 yards, 2 TD and an interception and had 12 carries for 53 yards for ESU.

R-Jr. TB **Jaymar Anderson** caught an 18-yard TD pass from Moser and finished with 30 total yards, with 7 carries for 12 yards.

Anderson finishes the season with 1,046 rushing yards, 6th-most in school history. He had 30 carries for 200 yards and 3 TD in last week's 37-27 win at Lock Haven.

R-Jr. TB **Marquis Fells** had 6 catches for 53 yards and So. WR **Elijah Rehm** had 4 catches for 49 yards and a TD late in the 4th quarter. R-Fr. TB **Devante Robinson** had 3 carries for 46 yards.

Sr. LB **Dakota Everett** had 12 tackles, finishing with 101 stops on the season. R-Sr. **Mike Wiand** and R-Sr. **Sekou Jones** finished with 83 and 81 tackles, respectively, as ESU's top three tackles.

R-Jr. FS **Billy Inge III** had a forced fumble early in the 2nd quarter, his 6th of the season, to tie the school record set by R-So. S **Justin Johnson** earlier this fall. Inge finishes with 6 forced fumbles in 9 games (0.67), expected to be the national statistical leader through the end of the season. Johnson, who did not play Saturday due to injury, had 6 in 10 games (0.60).

Sr. WR **Tim Wilson** closes his career with 133 catches (11th at ESU) for 2,042 yards (13th) and 16 TD. He had 53 receptions for 821 yards and 4 TD this fall after posting 58 catches for 910 yards and 8 TD as a junior.

R-Sr. C **Devon Ackerman** made his 44th consecutive start, becoming the 5th ESU player in the last 15 years to start every game of his career - joining QB Jimmy Terwilliger and WR Evan Prall (48 - 2003-06), OL Mike Habel (46 - 2004-07) and OL Dan Caffrey (45 - 2008-11).

So. CB **Andre Gray** had 6 pass breakups, closing the year with 13 passes defended 2 interceptions, 11 pass breakups).

Moser was 105-for-220 for 1,299 yards, 8 TD and just 3 interceptions in 7 starts. Anderson averaged 95.1 rushing yards per game, and Wilson averaged 74.6 receiving yards per game, accounting 12 of ESU's 20 offensive touchdowns.

Fells averaged 26.4 yards on kick returns, 10th-best in school history, and 13.4 yards on punt returns, ranking 6th.

ESU single-season rushing yards

1,163 - Robert Healy (2016)
1,160 - Andre Castiglioni (2000)
1,129 - Robert Healy (2013)
1,109 - Stewart Ford (1997)
1,077 - Andre Castiglioni (2001)
1,046 - Jaymar Anderson (2017)

ESU single-season 100-yard rushing games

7 - Andre Castiglioni (2001)
6 - Jaymar Anderson (2017)
6 - Robert Healy (2016)
6 - Andre Castiglioni (2000)

ESU forced fumbles

6 - Billy Inge III (2017)
6 - Justin Johnson (2017)
5 - Jeff Johnson (1978)

ESU Turnovers Forced (since 2000)

33 - 2009 (12 games)
33 - 2002 (10 games)
32 - 2005 (14 games)
31 - 2017 (11 games)

ESU Fumble Recoveries (All-Time)

26 - 1978 (11 games)
25 - 1991 (12 games)
23 - 2017 (11 games)

Passing Yards, Freshman

2,987 - Jimmy Terwilliger (2003)
2,622 - Matt Soltes (2012)
1,299 - Ben Moser (2017)
531 - Mike Terwilliger (1974)
401 - Bret Comp (1989)

California	14	7	3	7	31
ESU	0	7	0	7	14

CAL - Bell 4 run (Brazil kick)
CAL - Vyborny 1 pass from Keir (Brazil kick)
ESU - Anderson 18 pass from Moser (Walters kick)
CAL - Smorey 3 pass from Keir (Brazil kick)
CAL - Brazil 29 field goal
CAL - Wheeler 14 run
ESU - Rehm 11 pass from Moser (Walters kick)

	ESU	CAL
First Downs	17	26
Passing C-A-I	21-41-1	29-48-0
Passing Yds	180	350
Rushing Yds (Att)	111 (22)	141 (30)
Total Net Yds	291 (63)	491 (78)
Fumbles/Lost	3-2	3-2
Penalties/Yds	9/69	7/63
Punts/Avg.	5/41.4	2/23.0

Rushing — ESU: Moser 12-53, Robinson 3-46, Anderson 7-12; CAL: Wheeler 13-87, Bell 11-43, Mitchell 4-19, Keir 2-(-8).

Passing — ESU: Moser 21-41-1 for 180; CAL: Keir 29-48-0 for 350.

Receiving — ESU: Fells 6-53, Rehm 4-49, Guarino 4-29, Wilson 3-19, Anderson 1-18, Bell 1-8, Robinson 1-2, Reeder 1-2; CAL: Smorey 10-119, Vyborny 5-58, Greene 4-65, Livingston 4-60, Bell 3-25, Wheeler 2-17, Thompson 1-6.



**2017 Co-Captains
Devon Ackerman (74)
and Sekou Jones (34)**

Team Awards

Outstanding Player

2017 Jaymar Anderson Tailback
2016 Robert Healy Tailback
2015 Matt Soltes Quarterback
.....	Jon Schnaars Wide Receiver
2014 Matt Soltes Quarterback
.....	Bryan Thomson Defensive Line
2013 Matt Soltes Quarterback
2012 Matt Soltes Quarterback
2011 Dusty Reed Wide Receiver
2010 Matt Freed Linebacker
2009 Matt Freed Linebacker
2008 Matt Freed Linebacker
2007 Jayson Frank Linebacker
2006 Jimmy Terwilliger Quarterback
2005 Jimmy Terwilliger Quarterback
2004 Jimmy Terwilliger Quarterback
2003 Jimmy Terwilliger Quarterback
.....	John Jeffries Wide Receiver
2002 Jeremy Palm Quarterback
2001 Andre Castiglioni Tailback
.....	Jeremy Brown Defensive Back
2000 Kevin Nagle Linebacker
1999 Kevin Nagle Linebacker
1998 Kevin Nagle Linebacker
1997 Mike Mancuso Wide Receiver
1996 Damian Poalucci Quarterback
1995 Tim Green Linebacker
1994 James Franklin Quarterback
1993 Steve Stuttle Fullback
1992 Joe Ruedt Defensive End
1991 Des Hussey Defensive Tackle
1990 Ken Kopetchny Wide Receiver
1989 Dennis Mailhot Wide Receiver
1988 Pat Brady Linebacker
1987 Dan Murray Linebacker
1986 Chris Gerhard Defensive Back
1985 Tim Bishop Split End
1984 Andy Baranek Quarterback
1983 Mike Reichenbach Linebacker
1982 Andy Baranek Quarterback
1981 Larry Sontag Defensive Tackle
1980 Mike Lush Defensive Back
1979 Ray Yakavonis Defensive End
1978 Jeff Johnson Linebacker
1977 Harold Strunk Tailback
1976 Pete Radocha Tailback
1975 Pete Radocha Tailback
1974 Tom Kozlosky Linebacker
1973 Bill Navarre Defensive Back
1972 Frank Snyder Linebacker
1971 Steve Mummaw Quarterback
1970 Gerald Clymer Defensive Tackle
1969 Bill Dukett Quarterback
1968 John Pitzer Fullback
.....	Gary Schoenberger Linebacker
1967 Pete Lee Halfback, Linebacker
1966 Frank Miriello Linebacker
1965 Barry Roach Halfback
1964 Ray Hedenberg Guard, Linebacker
1963 Joe Bahnatka Center
1962 Billy Lewis Quarterback
1961 Maurice Barber End
1960 Richard Wolslayer Center
1959 John Brunner Fullback

Red-Shirt Award

(presented to the player who has done the most to keep the school's winning football tradition alive)

2017 - Billy Inge III; 2016 - **Sean Roth**; 2015 - **Sean Roth**; 2014 - Bryan Thomson; 2013 - Nate Daniels; 2012 - Dusty Reed; 2011 - **Dan Caffrey**; 2010 - **Matt Marshall** and **Dan Caffrey**.

2009 - **Matt Marshall**; 2008 - **Jesse Reider**; 2007 - **Jesse Reider**; 2006 - **Jimmy Terwilliger** and **Evan Prall**; 2005 - **Jimmy Terwilliger** and **Evan Prall**; 2004 - **Jimmy Terwilliger** and Tim Strenfel; 2003 - **Jimmy Terwilliger**; 2002 - Nick Beisker; 2001 - **Andre Castiglioni**; 2000 - **Andre Castiglioni**.

1999 - Andre Myers; 1998 - Mike Benzak; 1997 - Greg Altmajer; 1996 - Matt Delancey; 1995 - Tim Green; 1994 - Bob Boden; 1993 - Bobby Swift; 1992 - Jay Callaghan; 1991 - Randy Bove; 1990 - **Jim Miller**.

1989 - Larry Helwig and **Jim Miller**; 1988 - Eric Sampson; 1987 - **Darrell Tyburski**; 1986 - **Darrell Tyburski**; 1985 - Charlie Diskin; 1984 - Kevin Hennelly; 1983 - Roger Austin; 1982 - Kevin Ruddy; 1981 - Duane Van Fleet; 1980 - Alex Todoroff.

1979 - Jim Rappo and Jack Yost; 1978 - Scott Levan; 1977 - **Dennis Gorman**; 1976 - **Dennis Gorman** and Lou Schiavetta; 1975 - Glenn Serfass; 1974 - Bill Stowasser; 1973 - Bill Navarre; 1972 - Hank Kunkel; 1971 - Ray Johnson; 1970 - Joe Kelly.

1969 - Bill Horvath; 1968 - Merv Witmer; 1967 - Mike Thompson; 1966 - Bruce Derr; 1965 - Larry Helwig; 1964 - Richard Zaploski; 1963 - Leo Reimer; 1962 - Fred O'Connor; 1961 - Jim Wilde.

(Multiple-time winners in bold)

Lehigh Valley Scholar-Athlete

2017 - Devon Ackerman; 2016 - Sean Roth; 2015 - Jon Schnaars; 2014 - Bryan Thomson; 2013 - Robert Bleiler; 2012 - Jordan Hallman; 2011 - Dan Caffrey; 2010 - Matt Freed.

2009 - Sam Shuman; 2008 - David Pacchioni; 2007 - LeRyan Dallas; 2006 - Jimmy Terwilliger; 2005 - Greg Thoman; 2004 - Matt Rapa; 2003 - John Jeffries; 2002 - Nick Beisker; 2001 - Brian Miller; 2000 - Jason Zinn.

1999 - Mike Rhine; 1998 - Joe Wysokinski; 1997 - Damian Poalucci; 1996 - Andy McLoughlin; 1995 - Brian Davis; 1994 - Bob Boden; 1993 - Ed Myers; 1992 - Ed Detwiler; 1991 - John Morley; 1990 - Jim Miller.

1989 - Larry Helwig; 1988 - Phil Masorti; 1987 - Jeff Keeler; 1986 - Dan Mykovich; 1985 - Charlie Diskin; 1984 - Andy Baranek; 1983 - Ernie Siegrist; 1982 - Craig Summers; 1981 - Duane Van Fleet; 1980 - Keith Kaufman.

1979 - Warren Brown; 1978 - Tomy Casucci; 1977 - Tom Palubinski; 1976 - Mike Stambaugh; 1975 - Rich Nicolais; 1974 - Tom Kearney; 1973 - John Smith; 1972 - Hank Kunkel; 1971 - Steve Mummaw; 1970 - None Selected.

1969 - Merv Witmer; 1968 - Ed Csencsits; 1967 - Mike Thompson; 1966 - Frank Mirello; 1965 - Leo Reimer.

This will be the 91st season for East Stroudsburg football teams as a four-year college. Over that time, the Warriors have had winning or .500 records in 64 of the 90 previous seasons, almost 75 percent of the time.

ESU teams have been selected to participate in the NCAA Division II football playoffs four times - 1991, 2004, 2005 and 2009. In 2005, the Warriors set a school record with 11 wins and advanced to the NCAA Division II semifinals for the first time in school history.

Football actually started for the East Stroudsburg Normal School in 1893, the same year the school was founded.

The first game was on Oct. 28, 1893, against the Hackettstown, N.J. Collegiate Institute.

Other games that first season were played against Harry Hillman Academy in Wilkes-Barre, Lackawanna Institute from Scranton, Blair Hall Academy and an Easton squad made up of athletes from the city and some of Lafayette College's star players.

In 1926, East Stroudsburg became a four-year college and the first intercollegiate football contest was scheduled.

Since then, the Warriors have:

- Won 479 games, lost 332 and tied 19 for a .589 winning average, which ranks among the leaders among all NCAA Division II schools.
- Captured seven outright Pennsylvania conference championship trophies.
- Had only eight head football coaches, a record of continuity in its program unmatched by any other PSAC school.

The first unbeaten team was in 1942 under the late Gene Martin, head coach for 14 seasons from 1942-57. Other undefeated seasons were in 1965 under Jack Gregory, 1968 under Charlie Reese and 1975 and 1976 under current coach Denny Douds.

Nine other squads lost only one game apiece. The 1978 ESU team was 10-1 and scored one of the most one-sided victories in PSAC championship game history with a 49-4 romp over Clarion.

The Warriors competed in nine State Games for the conference title, winning five times and playing two ties. In addition, the 1942 and 1954 ESU gridiron squads won or shared mythical state college crowns.

A total of 32 players have earned All-America honors, including linebacker Matt Freed, who became the first three-time AP Little All-American in school history in 2010.

Quarterback Jimmy Terwilliger won the Harlon Hill Award as the top player in Division II in 2005 and seven other players have been Harlon Hill candidates - QB Matt Soltes (2013-15), QB Ray Wagner (2011), Freed (2010), QB Damian Poalucci (1996-97), QB James Franklin (1994), K/P Ed Detwiler (1992) and WR/KR Dennis Mailhot (1989).

2017 STATISTICS

TEAM STATISTICS

	ESU	OPP
SCORING	201	312
Points Per Game	18.3	28.4
Points Off Turnovers	71	82
FIRST DOWNS	175	264
Rushing	65	131
Passing	88	113
Penalty	22	20
RUSHING YARDAGE	1245	2506
Yards gained rushing	1551	2690
Yards lost rushing	306	184
Rushing Attempts	332	473
Average Per Rush	3.8	5.3
Average Per Game	113.2	227.8
TDs Rushing	8	24
PASSING YARDAGE	2020	2785
Comp-Att-Int	158-331-10	225-338-8
Average Per Pass	6.1	8.2
Average Per Catch	12.8	12.4
Average Per Game	183.6	253.2
TDs Passing	12	15
TOTAL OFFENSE	3265	5291
Total Plays	663	811
Average Per Play	4.9	6.5
Average Per Game	296.8	481.0
KICK RETURNS: #-Yards	43-984	30-712
PUNT RETURNS: #-Yards	20-260	16-88
INT RETURNS: #-Yards	8-9	10-147
KICK RETURN AVERAGE	22.9	23.7
PUNT RETURN AVERAGE	13.0	5.5
INT RETURN AVERAGE	1.1	14.7
FUMBLES-LOST	20-12	33-23
PENALTIES-Yards	86-708	93-837
Average Per Game	64.4	76.1
PUNTS-Yards	59-2336	39-1422
Average Per Punt	39.6	36.5
Net punt average	36.4	28.8
TIME OF POSSESSION/Game	25:54	34:06
3RD-DOWN Conversions	46/143	67/144
3rd-Down Pct	32%	47%
4TH-DOWN Conversions	7/14	10/20
4th-Down Pct	50%	50%
SACKS BY-Yards	13-62	30-182
MISC YARDS	0	25
TOUCHDOWNS SCORED	25	42
FIELD GOALS-ATTEMPTS	9-13	8-11
ON-SIDE KICKS	1-4	1-2
RED-ZONE SCORES	(20-29) 69%	(30-41) 73%
RED-ZONE TOUCHDOWNS	(12-29) 41%	(24-41) 59%
PAT-ATTEMPTS	(22-24) 92%	(30-36) 83%
ATTENDANCE	6945	15847
Games/Avg Per Game	5/1389	6/2641
Neutral Site Games	0/0	

SCORE BY QUARTERS

	1st	2nd	3rd	4th	Total
East Stroudsburg	51	57	49	44	201
Opponents	61	91	70	90	312

PUNTING

Name	No.	Yds.	Avg.	Long	I20	Blk
Sam O'Brien	59	2336	39.6	65	24	0
ESU	59	2336	39.6	65	24	0
Opponents	39	1442	36.5	52	15	1

FIELD GOALS

Name	FGM-FGA	Pct	19-39	40+	Lg	Blk
Jordan Walters	9-13	69.2	8-10	1-3	50	1

FG SEQUENCE

ESU	OPPONENTS
Fairmont State (20),(24)	(31)
IUP	22,(30)
Mercyhurst (29),(27),45	-
Shippensburg	-
Cheyney (21)	-
Millersville 43,26	(41)
Kutztown (33)	(26),(40)
Bloomsburg 32	(29)
West Chester (50),(20)	(34),20
Lock Haven (30)	28
California	(29)

RUSHING

	Pos.	G	Att	Gain	Loss	Net	Avg	TD	Long	Avg/G
Jaymar Anderson	TB	11	198	1089	43	1046	5.3	7	50	95.1
Ben Moser	QB	8	57	243	135	108	1.9	0	28	13.5
Devante Robinson	TB	11	10	82	0	82	8.2	0	26	7.5
Marquis Fells	TB	11	15	65	1	64	4.3	0	16	5.8
James Bell	TB	8	21	45	14	31	1.5	0	8	3.9
Wyatt Clements	FB	6	5	4	0	4	0.8	1	2	0.7
Elijah Rehm	WR	11	1	2	0	2	2.0	0	2	0.2
Tim Wilson	WR	11	1	0	9	-9	-9.0	0	0	-0.8
TEAM		11	6	0	28	-28	-4.7	0	0	-5.6
ESU		11	332	1551	306	1245	3.8	8	50	113.2
Opponents		11	473	2690	184	2506	5.3	24	59	227.8

PASSING

	Pos.	G	Effic	Cmp-Att-Int	Pct	Yds	TD	Lng	Avg/G
Ben Moser	QB	8	106.60	105-220-3	47.7	1299	8	42	162.4
Tim DiGiorgio	QB	5	102.55	52-108-7	48.1	709	4	77	141.8
Nolan Ridgway	WR	3	0.00	0-1-0	0.0	0	0	0	0.0
TEAM		11	0.00	0-1-0	0.0	0	0	0	0.0
Sam O'Brien	P	11	200.80	1-1-0	100.0	12	0	12	1.1
ESU		11	104.92	158-331-10	47.7	2020	12	77	183.6
Opponents		11	145.69	225-338-8	66.6	2785	15	79	253.2

RECEIVING

	Pos.	G	No.	Yds	Avg	TD	Long	Avg/G
Tim Wilson	WR	11	53	821	15.5	4	77	74.6
Marquis Fells	TB	11	16	140	8.8	0	23	12.7
Elijah Rehm	WR	11	15	200	13.3	2	36	18.2
Devante Robinson	TB	11	15	194	12.9	1	42	17.6
Anthony Guarino	WR	11	13	137	10.5	2	35	12.5
Jylil Reeder	WR	11	13	125	9.6	1	29	11.4
Javier Buffalo	WR	8	10	137	13.7	1	25	17.1
James Bell	TB	8	10	102	10.2	0	22	12.8
Jaymar Anderson	TB	11	7	71	10.1	1	30	6.5
Wyatt Clements	FB	6	4	52	13.0	0	22	8.7
Anthony Castillo	TE	4	1	29	29.0	0	29	7.2
Andrew Linder	S	11	1	12	12.0	0	12	1.1
ESU	11	158	2020	12.8	12	77	183.6	
Opponents	11	225	2785	12.4	15	79	253.2	

RETURNS (KICK AND PUNT)

Kicks												
Name	Pos.	No.	Yds.	Avg.	TD	Long	Punts					
Marquis Fells	TB	23	608	26.4	0	57	16	215	13.4	1	67	
Devante Robinson	TB	15	279	18.6	0	50						
Elijah Rehm	WR	1	60	60.0	1	60	2	21	10.5	0	13	
Mike Wiand	LB	3	22	7.3	0	18						
Jameer Brooks	LB	1	15	15.0	0	15						
Tyson Calhoun	DB						1	26	26.0	0	0	
Isaiah Copes	DB						1	-2	-2.0	0	0	
ESU		43	984	22.9	1	60	20	260	13.0	1	67	
Opponents		30	712	23.7	0	55	16	88	5.5	0	22	

TOTAL OFFENSE

Name	Pos.	G	Plays	Rush	Pass	Total	Avg/G
Ben Moser	QB	8	277	108	1299	1407	175.9
Jaymar Anderson	TB	11	198	1046	0	1046	95.1
Tim DiGiorgio	QB	5	126	-55	709	654	130.8
Devante Robinson	TB	11	10	82	0	82	7.5
Marquis Fells	TB	11	15	64	0	64	5.8
James Bell	TB	8	21	31	0	31	3.9
Sam O'Brien	P	11	1	0	12	12	1.1
Wyatt Clements	FB	6	5	4	0	4	0.7
Elijah Rehm	WR	11	1	2	0	2	0.2
Tim Wilson	WR	11	1	-9	0	-9	-0.8
TEAM		11	7	-28	0	-28	-5.6
ESU		11	663	1245	2020	3265	296.8
Opponents		11	811	2506	2785	5291	481.0

DEFENSE

	Name	Pos.	GP	[-----Tackles-----]			TFL/Yds	[Sacks-] No-Yards	[---Pass Def---]		[Fumbles-]		Blkd Kick	Saf
				Solo	Ast	Total			Int-Yds	BrUp	Rcv	FF		
54	Dakota Everett	LB	10	57	44	101	7.5-38	3.5-29	.	1	3-0	2	4	.
23	Mike Wiand	LB	11	41	42	83	6.0-16	0.5-3	.	1	.	2	.	.
34	Sekou Jones	LB	11	55	26	81	7.0-16	1.0-5	.	1	2-0	2	.	.
41	Billy Inge	FS	9	43	23	66	1.0-5	.	1-5	8	2-35	6	.	.
32	Justin Johnson	S	10	37	26	63	3.5-10	3.0-9	1-0	3	3-0	6	.	.
47	Jamal Cooley	DB	10	39	13	52	.	.	3-4	6	1--3	2	.	.
10	Andre' Gray	DB	11	23	17	40	4.0-11	.	2-0	11	1-0	.	1	.
46	Andrew Linder	S	11	15	18	33	2.0-3	.	.	1	1-0	.	.	.
37	Dylan Murphy	S	10	17	14	31	2	.	.
9	Calvin Fielding	FS	11	11	15	26	1.0-1	.	.	1	1-0	.	.	.
99	Mike Zakrzewski	DE	9	12	12	24	3.0-6	1.0-4	.	.	2-0	.	.	.
93	Andre Eldridge	DL	11	16	7	23	3.5-11	2.0-9	.	.	1-0	.	.	.
77	Justin Barat	DE	11	8	14	22	1-0	.	.	.
42	Mark Collins	DB	9	15	6	21	1.0-1	.	1-0	1	.	1	.	.
52	Jameer Brooks	LB	7	12	6	18	1.0-2
62	Keanan Baines	DL	11	7	6	13	0.5-0
48	Chase Ober	S	11	6	6	12
94	Joseph Ruggiero	DL	11	5	6	11	1.0-2
21	Andrew Brown	S	11	9	1	10	1-0	.	.	.
92	Isaiah Reigel	DE	11	5	5	10	2.0-6	1.0-3
50	Mike Poulter	LB	7	6	4	10
6	Larry Mills	LB	9	7	3	10	1	.	.
95	Denis Corbin	DE	9	7	3	10	1.0-6
49	Rich Melito	LB	6	3	6	9	1-25	.	.	.
18	Jean Charles	S	9	6	1	7	1.0-1	.	.	.	1-0	.	.	.
20	Marquis Fells	TB	11	5	2	7	1-0	1	.	.
24	Tyson Calhoun	DB	10	4	2	6	1-17	.	1	.
96	Jordan Watson	DE	10	4	2	6
86	Anthony Angelichio	TE	8	4	2	6
84	Elijah Rehm	WR	11	6	.	6
19	Isaiah Copes	DB	6	1	1	2
97	Jordan Walters	K	11	2	.	2
31	Hassan Evans	WR	8	.	1	1
74	Devon Ackerman	OL	11	1	.	1
88	Anthony Castillo	TE	4	.	1	1
40	Wyatt Clements	FB	6	1	.	1
2	Ben Moser	QB	8	1	.	1
17	Tim DiGiorgio	QB	5	1	.	1
27	Devante Robinson	TB	11	.	1	1
80	Tim Wilson	WR	11	1	.	1
44	Jaymar Anderson	TB	11	.	1	1
33	Justin Haynes	S	10	1
TM	TEAM		11	1	.	1	1.0-1	.	.	.	1	.	.	1
ESU			11	494	337	831	47-136	13-62	8-9	35	23-74	26	6	1
Opponents			11	367	255	622	61.0-296	30-182	10-147	42	12-16	13	1	1

SCORING

Name	Pos.	TD	FG	[-----PATs-----]					Safety	Pts.
				Kick	Rush	Rcv	Pass	DXP		
Jordan Walters	K	0	9-13	22-24	0-0	0	0-0	0	0	49
Jaymar Anderson	TB	8	0-0	0-0	0-0	0	0-0	0	0	48
Tim Wilson	WR	4	0-0	0-0	0-0	0	0-0	0	0	24
Elijah Rehm	WR	3	0-0	0-0	0-0	0	0-0	0	0	18
Anthony Guarino	WR	2	0-0	0-0	0-0	0	0-0	0	0	12
Jylil Reeder	WR	1	0-0	0-0	0-0	0	0-0	0	0	6
Sekou Jones	LB	1	0-0	0-0	0-0	0	0-0	0	0	6
Marquis Fells	TB	1	0-0	0-0	0-0	0	0-0	0	0	6
Wyatt Clements	FB	1	0-0	0-0	0-0	0	0-0	0	0	6
Javier Buffalo	WR	1	0-0	0-0	0-0	0	0-0	0	0	6
Billy Inge	FS	1	0-0	0-0	0-0	0	0-0	0	0	6
Devante Robinson	TB	1	0-0	0-0	0-0	0	0-0	0	0	6
Rich Melito	LB	1	0-0	0-0	0-0	0	0-0	0	0	6
TEAM		0	0-0	0-0	0-0	0	0-0	0	1	2
Ben Moser	QB	0	0-0	0-0	0-0	0	0-1	0	0	0
ESU		25	9-13	22-24	0-0	0	0-1	0	1	201
Opponents		42	8-11	30-36	2-4	0	0-2	0	1	312

INTERCEPTIONS

	No.	Yds	Avg	TD	Long
Jamal Cooley	3	4	1.3	0	4
Andre' Gray	2	0	0.0	0	0
Billy Inge	1	5	5.0	0	5
Mark Collins	1	0	0.0	0	0
Justin Johnson	1	0	0.0	0	0
ESU	8	9	1.1	0	5
Opponents	10	147	14.7	2	50

FUMBLE RETURNS

	No.	Yds	Avg	TD	Long
Billy Inge	1	35	35.0	1	35
Rich Melito	1	25	25.0	1	25
Tyson Calhoun	1	17	17.0	0	17
Jamal Cooley	1	-3	-3.0	0	0
Sekou Jones	0	0	0.0	1	0
ESU	4	74	18.5	3	35
Opponents	2	16	8.0	1	15

ALL-PURPOSE YARDS

Name	Pos.	G	Rush	Rec	PR	KOR	IR	Total	Avg/G
Jaymar Anderson	TB	11	1046	71	0	0	0	1117	101.5
Marquis Fells	TB	11	64	140	215	608	0	1027	93.4
Tim Wilson	WR	11	-9	821	0	0	0	812	73.8
Devante Robinson	TB	11	82	194	0	279	0	555	50.5
Elijah Rehm	WR	11	2	200	21	60	0	283	25.7
Anthony Guarino	WR	11	0	137	0	0	0	137	12.5
Javier Buffalo	WR	8	0	137	0	0	0	137	17.1
James Bell	TB	8	31	102	0	0	0	133	16.6
Jylil Reeder	WR	11	0	125	0	0	0	125	11.4
Ben Moser	QB	8	108	0	0	0	0	108	13.5
Wyatt Clements	FB	6	4	52	0	0	0	56	9.3
Anthony Castillo	TE	4	0	29	0	0	0	29	7.2
Tyson Calhoun	DB	10	0	0	26	0	0	26	2.6
Mike Wiand	LB	11	0	0	0	22	0	22	2.0
Jameer Brooks	LB	7	0	0	0	15	0	15	2.1
Andrew Linder	S	11	0	12	0	0	0	12	1.1
Billy Inge	FS	9	0	0	0	0	5	5	0.6
Jamal Cooley	DB	10	0	0	0	0	4	4	0.4
Isaiah Copes	DB	6	0	0	-2	0	0	-2	-0.3
TEAM		11	-28	0	0	0	0	-28	-5.6
ESU		11	1245	2020	260	984	9	4518	410.7
Opponents		11	2506	2785	88	712	147	6238	567.1

PSAC Overview

Originating in 1951 to administer and promote men's athletics, the Pennsylvania State Athletic Conference has evolved into one of the NCAA's most heralded intercollegiate conferences.

The first major advancement came in 1977, when based on a growing interest, the league reorganized to provide a structure for its women's programs. Only three years later, lacking a standard competitive division, the league voted to reclassify the entire conference to NCAA Division II.

The PSAC enters the 2018-19 academic year with 17 full-time members all within the Commonwealth. It remains the largest conference in Division II and the NCAA's largest conference with all of its members located in the same state. In addition, the league provides championship opportunities in 23 sports, second most in its classification.

Highly competitive on a regional and national level, PSAC schools annually combine to send nearly one-third of their teams into NCAA postseason play. Ultimately, the membership's success has yielded 54 NCAA team and 285 individual title winners.

While proud of its athletic accomplishments, the league also has evolved into one of Division II's finest from an academic standpoint. In 2017-18 a new standard was set with 3,062 of the league's student-athletes honored as "Scholar-Athletes" for maintaining a grade-point average of 3.25 or better. The 42% figure marked the eighth straight year with over one-third of the league's student-athletes accomplishing that feat and the total represents a number that is four times higher since PSAC Scholar-Athletes were first recognized in the mid-1990s.



PSAC membership has undergone significant changes over the last decade, which includes an addition of the league's first full-time member from outside Pennsylvania. In 2018, it was announced that Shepherd University, an institution based in Shepherdstown, W. Va., would begin league competition in the 2019-20 season. Also announced in 2018 was the departure of charter member Cheyney University.

The conference experienced expansion on two other recent occasions. Gannon and Mercyhurst Universities joined the league in 2008 while the University of Pittsburgh-Johnstown and Seton Hill University became members in 2013.

Although all 17 current institutions are members of Division II, five league schools also compete at the Division I level in select sports. PSAC schools enroll over 125,000 students and claim approximately 790,000 alumni, including over 560,000 who reside in Pennsylvania.

The PSAC is governed by the presidents of the 17 member institutions. It employs a commissioner, two associate commissioners, and a director of communications at its headquarters in Lock Haven, Pa.

PSAC Champions — 1934-2017

The State Game

2017: IUP 24, West Chester 7
 2016: California 49, Kutztown 7
 2015: Slippery Rock 61, West Chester 12
 2014: Slippery Rock 28, Bloomsburg 26
 2013: Bloomsburg 42, Slippery Rock 38
 2012: IUP 41, Shippensburg 10
 2011: Kutztown 21, Slippery Rock 14
 2010: Mercyhurst 56, Bloomsburg 37
 2009: Shippensburg 42, California 35
 2008: California 47, West Chester 36
 1987: IUP 21, West Chester 9
 1986: IUP 20, West Chester 6
 1985: Bloomsburg 31, IUP 9
 1984: California 21, Bloomsburg 14
 1983: Clarion 27, ESU 14
 1982: ESU 24, Edinboro 22
 1981: Shippensburg 34, Millersville 17
 1980: Clarion 15, Kutztown 14
 1979: Lock Haven 48, Cheyney 14
 1978: ESU 49, Clarion 4
 1977: Clarion 25, Millersville 24
 1976: ESU 14, Shippensburg 14 (tie)
 1975: ESU 24, Edinboro 20
 1974: Slippery Rock 20, West Chester 7
 1973: Slippery Rock 28, West Chester 14
 1972: Slippery Rock 29, West Chester 27

1971: West Chester 35, Edinboro 14

1970: Edinboro 14, West Chester 6

1969: West Chester 41, Clarion 34

1968: ESU 28, California 28 (tie)

1967: West Chester 27, Clarion 7

1966: Clarion 28, West Chester 26

1965: ESU 26, IUP 10

1964: ESU 27, IUP 14

1963: West Chester 36, Slippery Rock 7

1962: Slippery Rock 13, ESU 6

1961: West Chester 21, Slippery Rock 0

1960: West Chester 35, Lock Haven 6

Picked by Saylor System

1959 - West Chester 1954 - ESU, Bloomsburg,

1958 - California West Chester

1957 - Lock Haven 1953 - West Chester

1956 - West Chester 1952 - West Chester

1955 - Bloomsburg 1951 - Bloomsburg

Picked by Sportswriters

1950 - West Chester 1940 - IUP / Millersville

1949 - Bloomsburg 1939 - Slippery Rock

1948 - Bloomsburg 1938 - Mansfield

1947 - Mansfield 1937 - Lock Haven

1946 - California 1936 - Lock Haven

1942 - ESU 1935 - Shippensburg

1941 - Millersville 1934 - IUP

Divisional Champions

2007: West Chester (E), California (W)

2006: Bloomsburg (E), IUP, California (W)

2005: Bloomsburg (E), California, Edinboro (W)

2004: West Chester (E),

Shippensburg, Edinboro, IUP (W)

2003: ESU, Bloomsburg (E), IUP, Edinboro (W)

2002: ESU, Bloomsburg (E), IUP (W)

2001: Bloomsburg (E), IUP (W)

2000: Bloomsburg (E),

Clarion, IUP, Slippery Rock (W)

1999: West Chester (E), Slippery Rock (W)

1998: Millersville (E), Slippery Rock (W)

1997: Bloomsburg (E), Slippery Rock (W)

1996: Bloomsburg (E), Clarion (W)

1995: Bloomsburg, Millersville (E), Edinboro (W)

1994: Bloomsburg, West Chester (E), IUP (W)

1993: Millersville (E), IUP (W)

1992: West Chester (E), IUP (W)

1991: ESU (E), IUP (W)

1990: Millersville (E), IUP (W)

1989: West Chester, Millersville (E), Edinboro (W)

1988: Millersville, (E) Shippensburg (W)

Pennsylvania State Athletic Conference

204 Annex Building

Lock Haven University, Lock Haven, Pa. 17745

Commissioner: Steve Murray, (570) 484-2512

Assoc. Comm. for External Relations:

Will Adair, (570) 484-2780

Asst. Comm. for Internal Relations/SWA:

Carlin Chesick, (570) 484-2512

Director of Strategic Communication & New Media:

Chris Parker, (570) 484-2884

2017 PSAC Football Standings

Eastern Division					Western Division				
	PSAC		Overall			PSAC		Overall	
	W	L	W	L		W	L	W	L
*West Chester	6	1	9	4	*IUP	7	0	13	1
Shippensburg	6	1	10	2	California	5	2	9	3
Kutztown	5	2	8	3	Slippery Rock	5	2	8	3
Bloomsburg	4	3	7	4	Edinboro	4	3	7	4
Millersville	3	4	4	7	Gannon	3	4	5	6
ESU	2	5	3	8	Mercyhurst	3	4	5	6
Lock Haven	2	5	2	9	Clarion	1	6	1	10
Cheyney	0	7	1	10	Seton Hill	0	7	0	11
*Eastern Division Champion					*Western Division Champion				

Postseason Honors

NFL DRAFT CHOICES

1988	Dan Murray (LB)	6th round
	(150th), Buffalo	
1980	Ray Yakavonis (DE)	6th round
	(148th), Minnesota	

HARLON HILL AWARD

(Outstanding Division II Player)

2015	Matt Soltes (QB)	t-4th
2014	Matt Soltes (QB)	candidate
2013	Matt Soltes (QB)	candidate
2011	Ray Wagner (QB)	candidate
2010	Matt Freed (LB)	candidate
2006	Jimmy Terwilliger (QB)	4th
2005	Jimmy Terwilliger (QB)	1st
2004	Jimmy Terwilliger (QB)	5th
2003	Jimmy Terwilliger (QB)	candidate
1997	Damian Polaucci (QB)	candidate
1996	Damian Polaucci (QB)	3rd
1994	James Franklin (QB)	candidate
1992	Ed Detwiler (K-P)	candidate
1989	Dennis Mailhot (WR-KR)	9th

ASSOCIATED PRESS LITTLE ALL-AMERICA

(first three teams)

(Division II, Division III and NAIA)

2015	Jon Schnaars	1st, WR
2010	Matt Freed	3rd, LB
2009	Matt Freed	3rd, LB
2008	Nick Krut	1st, P
	Matt Freed	3rd, LB
2006	Evan Prall	1st, AP
	Jimmy Terwilliger	2nd, QB
2005	Evan Prall	1st, WR
	Jimmy Terwilliger	2nd, QB
2004	Matt Crispell	1st, DB
2001	Jim Sodano	2nd, OG
	Adam Hostetter	3rd, P
2000	Kevin Nagle	1st, LB
1996	Damian Polaucci	3rd, QB
1994	Steve Hynes	1st, OT
1991	Curtis Bunch	1st, DB
1988	Pat Brady	3rd, LB
1984	Ernie Siegrist	2nd, TE
1983	Mike Reichenbach	1st, LB
1980	Mike Lush	2nd, DB
1979	Ray Yakavonis	3rd, DE
1978	Jeff Johnson	3rd, LB
1976	Pat Flaherty	3rd, C
1974	Tom Kozlosky	3rd, LB
1965	Barry Roach	1st, HB

CoSIDA ALL-AMERICA

2015	Jon Schnaars	1st, WR
2010	Matt Freed	2nd, LB
2009	Matt Freed	1st, LB
2008	Matt Freed	1st, LB
	Nick Krut	1st, P
2006	Evan Prall	2nd, WR
		2nd, AP
2005	Jimmy Terwilliger	1st, QB
	Evan Prall	2nd, WR
	Ken Parrish	2nd, P
2004	Matt Crispell	1st, DB
	Jimmy Terwilliger	2nd, QB
2001	Adam Hostetter	1st, P
	Jim Sodano	2nd, OG
2000	Kevin Nagle	1st, LB
1996	Mike Mancuso	1st, WR
	Damian Polaucci	2nd, QB
1994	Matt Seagreaves	2nd, K
	Steve Hynes	3rd, OT

AFCA ALL-AMERICA (one team)

2015	Jon Schnaars	WR
1991	Curtis Bunch	DB
1984	Andy Baranek	QB
1983	Mike Reichenbach	LB
1979	Ray Yakavonis	DE
1975	Willard Stem	DB

D2FOOTBALL.com ALL-AMERICA

2015	Jon Schnaars	1st, WR
2010	Matt Freed	1st, LB
2008	Nick Krut	1st, P
2006	Evan Prall	2nd, WR
2005	Evan Prall	1st, WR
	Jimmy Terwilliger	2nd, QB
2004	Ken Parrish	1st, P
2001	Jim Sodano	1st, OG
	Adam Hostetter	1st, P

FOOTBALL GAZETTE ALL-AMERICA

2015	Jon Schnaars	1st, WR
	Matt Soltes	3rd, QB
2013	Thomas Tippet	3rd, FB
2012	Bryan Thomson	3rd, DT
2010	Matt Freed	1st, LB
2008	Nick Krut	1st, P
2006	Jimmy Terwilliger	1st, QB
2005	Jimmy Terwilliger	1st, QB
	Anthony Carfagno	1st, FB
	Evan Prall	2nd, WR
	Ken Parrish	3rd, P
2004	Matt Crispell	2nd, S
	Jimmy Terwilliger	3rd, QB
1999	Kevin Nagle	2nd, LB
1998	Kevin Nagle	3rd, LB
1997	Mike Mancuso	3rd, WR
1996	Damian Polaucci	2nd, QB
	Mike Mancuso	2nd, WR
1989	Dennis Mailhot	2nd, KR
1988	Todd McNamee	3rd, P

KODAK COLLEGE DIVISION

COACH OF THE YEAR

Denny Douds – 1975, 1976, 1982

STAN LOMAX-IRVING T. MARSH AWARD

(Eastern College Division Coach of the Year, selected by New York Football Writers' Association)

Denny Douds – 1976

DIVISION II SENIOR ALL-STAR GAME

Cactus Bowl (Texas A&M-Kingsville) since 2000

Snow Bowl (Fargo, N.D.) previously

2010	Matt Freed	LB
2008	Lionel Mitchell	DB
	Nick Krut	P
2005	Anthony Carfagno	FB
2001	Adam Hostetter	P
2000	Shepard Alston	OL
	Kevin Nagle	LB
1997	Damian Polaucci	QB
1995	Joe Menton	LB

CoSIDA ALL-REGION

2016	Robert Healy	1st, RB
2015	Matt Soltes	1st, QB
	(Offensive POY)	
	Jon Schnaars	1st, WR
2014	Bryan Thomson	2nd, DL
	Jordan Bair	2nd, P
2013	Robert Bleiler	2nd, WR
2012	Taylor Groff	1st, K
	Bryan Thomson	1st, DL
2011	Dan Caffrey	1st, OL (C)
	Mike Bergey	1st, LB
2010	Matt Freed	1st, LB
	(Defensive POY)	
2009	Matt Freed	1st, LB
	(Defensive POY)	
	Nicholas Artinger	1st, S
	Morgan Thomas	2nd, OL (T)
2008	Matt Freed	1st, LB
	Nick Krut	1st, P
	Keith Weaver	2nd, OG
2007	Greg Knauss	2nd, K
2006	Jimmy Terwilliger	1st, QB
	Evan Prall	1st, WR
	Mike Habel	2nd, OT
2005	Jimmy Terwilliger	1st, QB
	Evan Prall	1st, WR
	Ken Parrish	1st, P
2004	Jimmy Terwilliger	1st, QB
	Tim Strenfel	1st, WR
	Matt Crispell	1st, S
2003	Greg Munch	2nd, OG
2001	Jim Sodano	1st, OG
	Jeremy Brown	1st, DB
	Adam Hostetter	1st, P
2000	Kevin Nagle	1st, LB
1999	Kevin Nagle	1st, LB
1998	Kevin Nagle	1st, LB
1996	Damian Polaucci	1st, QB
	Mike Mancuso	1st, WR
	Michael Kramer	1st, P
	Dan Rounds	2nd, OT
	Matt Seagreaves	2nd, K
1995	Tim Green	2nd, LB
1994	Steve Hynes	1st, OT
	Matt Seagreaves	2nd, K
1993	Ed Myers	1st, OG

ALL-STAR HONORS

Postseason Honors

FOOTBALL GAZETTE ALL-REGION

2017	Jaymar Anderson	3rd, RB
	Devante Robinson	3rd, FB
	Marquis Fells	3rd, RS
2016	Robert Healy	1st, RB
	Sean Roth	1st, FB
	Marc Ranaudo	3rd, DL
2015	Matt Soltes	1st, QB
	(Co-Offensive POY)	
	Jon Schnaars	1st, WR
	Robert Healy	2nd, AP
2014	Bryan Thomson	1st, DL
	Brandon Gattelli	2nd, DE
	Jordan Bair	2nd, P
2013	Thomas Tippet	1st, FB
	Robert Bleiler	2nd, WR
	Steven Jones	2nd, TE
	Bryan Thomson	2nd, DL
	Matt Soltes	3rd, QB
	Robert Healy	3rd, RB
2012	Bryan Thomson	1st, DL
	Taylor Groff	1st, K
	Thomas Tippet	3rd, FB
	Dusty Reed	3rd, WR
2011	Dan Caffrey	2nd, C
	Dusty Reed	2nd, WR
2010	Matt Freed	1st, LB
2009	Matt Freed	1st, LB
	Morgan Thomas	2nd, OL (T)
2008	Nick Krut	1st, P
	Matt Freed	2nd, LB
	Jesse Reider	3rd, FB
	Drew Stem	3rd, AP
	Keith Weaver	3rd, OG
2007	Mike Habel	3rd, OT
	Jayson Frank	3rd, LB
	Greg Knauss	3rd, K
	Nick Krut	3rd, P
2006	Jimmy Terwilliger	1st, QB
	Evan Prall	1st, WR
		1st, RS
2005	Jimmy Terwilliger	1st, QB
	Anthony Carfagno	1st, FB
	Evan Prall	1st, WR
	Ken Parrish	1st, P

CLIFF HARRIS AWARD NOMINEE

(Top small college defensive player representing NCAA Division II, III and NAIA)

2014	Bryan Thomson (finalist)	DL
2013	Bryan Thomson	DL

GENE UPSHAW AWARD NOMINEE

(Division II lineman of the year award)

2014	Bryan Thomson	DL
2013	Bryan Thomson	DL
2011	Dan Caffrey	C
2009	Morgan Thomas	OL
2008	Keith Weaver	OL
2007	Mike Habel	OL

ECAC ALL-REGION (ESU left ECAC in 2002)

2002	Greg Munch	OG
	Nick Beisker	DB
2001	Mike Berry	K
	Adam Hostetter	P
2000	Kevin Nagle	LB
	Adam Hostetter	P
1999	Kevin Nagle	LB
	Jason Zinn	DB
	Adam Hostetter	P
1998	Kevin Nagle	LB
1997	Damian Poalucci	QB
	Mike Mancuso	WR
1996	Damian Poalucci	QB
	(Player of the Year)	
	Jason Killian	WR
	Matt Seagreaves	K
	Matt Delancey	DT
	Michael Kramer	P
1995	Tim Green	LB
1994	Michael Kramer	P
1993	John Catalano	DE
	Brent Voynar	DB
1992	Paul Bandholz	TE
	Greg Garzio	OT
	Ed Detwiler	K-P
	Joe Ruedt	DE
	Roger Staub	DB
1991	Des Hussey	DT
	Curtis Bunch	DB
1990	Dennis Mailhot	KR
	Curtis Bunch	DB
1989	Dennis Mailhot	WR-KR
	Bob Heumann	DE
	Pat Brady	LB
1988	Eric Sampson	DE
	Pat Brady	LB
	Todd McNamee	P
1987	Mike Yanders	C
	Joe McLaughlin	DB
1986	Chris Gerhard	DB
1984	Tim Bishop	SE
	Ernie Siegrist	TE
	Joey Pingitore	P
1983	Scott Benoit	WR
	Dan Koval	OT
	Mike Reichenbach	LB
	Joey Pingitore	P
1982	Andy Baranek	QB
	(Rookie of the Year)	
	Larry Sontag	DT
	Mike Reichenbach	LB
1981	John Marcante	OT
	Larry Sontag	DT
	Jack Brunner	P
1980	Keith Kaufman	OT
	Mike Lush	DB
1979	Ray Yakavonis	DE
	Jim Villani	P
1978	Frank Bell	TB
	Jeff Detzi	OT
	Jack Shrawder	DT
	Joe Detzi	LB
	Jim Villani	P
1977	Harold Strunk	TB
	Doug Rhoads	LB
1976	Pete Radocha	TB
	Pat Flaherty	C
1975	Willard Stem	DB
1974	Tom Kozlosky	LB
1971	Joe Bongiovanni	OT
1970	Glenn Gottshalk	OE
1969	Bill Dukett	QB
	(Player of the Year)	

ACADEMIC ALL-AMERICA

2017	Devon Ackerman	1st, OL
2016	Devon Ackerman	1st, OL
2015	Jon Schnaars	1st, WR
	Devon Ackerman	1st, OL
2014	Bryan Thomson	1st, DL
	Jon Schnaars	2nd, WR
2013	Robert Bleiler	2nd, WR
2010	Matt Freed	1st, LB
2009	Matt Freed	1st, LB
2004	Matt Crispell	1st, DB
1992	Ed Detwiler	2nd, P
1984	Ernie Siegrist	1st, TE
1979	Warren Brown	2nd, LB

ACADEMIC ALL-DISTRICT

2017	Devon Ackerman	1st, OL
	Mike Wiand	1st, LB
2016	Devon Ackerman	1st, OL
2015	Jon Schnaars	1st, WR
	Devon Ackerman	1st, OL
	Chase May	1st, DB
2014	Jon Schnaars	1st, WR
	Bryan Thomson	1st, DL
2013	Robert Bleiler	1st, WR
	Bryan Thomson	1st, DL
2010	Matt Freed	1st, LB
2009	Matt Freed	1st, LB
	Zach Sarginger	2nd, OL
2008	Matt Freed	1st, LB
2007	Sam Shuman	2nd, WR
2004	Greg Thoman	1st, DL
	Matt Rapa	1st, LB
	Matt Crispell	1st, DB
	Jimmy Terwilliger	2nd, QB
	Evan Prall	2nd, WR
2003	Matt Rapa	1st, LB
2002	John Jeffries	1st, WR
	Nick Beisker	1st, DB
1997	Damian Poalucci	1st, QB
1996	Jeff Zimmerman	2nd, LB
1993	Ed Myers	1st, OL
1992	Ed Detwiler	1st, K-P
1990	Jim Miller	1st, LB

PSAC TOP 10

2017	Devon Ackerman
2016	Devon Ackerman
2015	Devon Ackerman
	Jon Schnaars
2010	Matt Freed
2009	Matt Freed
2006	Jimmy Terwilliger
2005	Jimmy Terwilliger
2004	Matt Crispell
	Matt Rapa
2002	Nick Beisker
1999	Mike Rhine

NATIONAL FOOTBALL FOUNDATION CAMPBELL TROPHY

Semifinalists	
2017	Devon Ackerman
2015	Jon Schnaars
2014	Bryan Thomson
2013	Robert Bleiler
2010	Matt Freed
2009	Sam Shuman

All-PSAC East First Team

PSAC Coach of the Year

Denny Douds – 1975, 1978

PSAC East Coach of the Year

Denny Douds – 1976, 1982, 2002

PSAC East Offensive Player of the Year

Matt Soltes (QB) – 2015

Jimmy Terwilliger (QB) – 2003, 2004, 2006

Andy Baranek (QB) – 1983

PSAC East Defensive Player of the Year

Bryan Thomson (DL) – 2012

Kevin Nagle (LB) – 1998, 2000

PSAC East Freshman of the Year

Robert Healy (RB) – 2013

Matt Soltes (QB) – 2012

2017 - Jaymar Anderson (RB), Marquis Fells (RS)

2016 - Robert Healy (RB), Marc Ranaudo (DL)

2015 - Matt Soltes (QB, Offensive Player of the Year),
Robert Healy (TB), Jon Schnaars (TB)

2014 - Brandon Gattelli (DE), **Bryan Thomson (DL)**, Jordan Bair (P)

2013 - Robert Bleiler (WR), Steven Jones (TE), **Bryan Thomson (DL)**

2012 - Dusty Reed (WR), Seve Rivers (G), **Bryan Thomson (DL, Defensive
Player of the Year)**, Taylor Groff (K)

2011 - Dusty Reed (WR), Dan Caffrey (C), Shawnte Carroll (DB)

2010 - Matt Freed (LB), David Castillo (DB)

2009 - Morgan Thomas (OT), Matt Freed (LB)

2008 - Keith Weaver (OG), Miguel Rivera (DT), Lionel Mitchell (DB),
Nick Krut (P)

2007 - Mike Habel (OT), Jayson Frank (LB), Greg Knauss (K),
Nick Krut (P)

2006 - **Jimmy Terwilliger (QB, Offensive Player of the Year)**,
Evan Prall (WR), Mike Habel (OT), Greg Thoman (DE),
Jayson Frank (LB)

2005 - **Jimmy Terwilliger (QB), Anthony Carfagno (FB)**,
Evan Prall (WR), Dan Crozier (C), Andrew Marsteller (DT),
Mark Brubaker (K), Ken Parrish (P)

2004 - **Jimmy Terwilliger (QB, Offensive Player of the Year)**,
Anthony Carfagno (FB), Tim Strenfel (WR),
Andrew Marsteller (DT), Matt Crispell (S),
Mark Brubaker (K), Ken Parrish (P)

2003 - **Jimmy Terwilliger (QB, Offensive Player of the Year)**,
Anthony Carfagno (FB), John Jeffries (WR), Greg Munch (OG),
David Dean (DT), Ryan Vermillion (LB), Michael Glover (DB),
Mark Brubaker (K)

2002 - Jeremy Palm (QB), Greg Vaughn (TB), Greg Munch (OG),
Dustin Barno (DL), Nick Beisker (DB), Michael Glover (DB & RS),
Mark Brubaker (K)

2001 - Andre Castiglioni (TB), John Kotarsky (WR), Jim Sodano (OG),
Shaun Bowman (DE), Dustin Barno (DT), Jeremy Brown (DB),
Mike Berry (K), **Adam Hostetter (P)**

2000 - **Kevin Nagle (LB, Defensive Player of the Year)**,
Andre Castiglioni (TB), Jim Sodano (OG), **Adam Hostetter (P)**

1999 - **Kevin Nagle (LB)**, Adam Hostetter (P), Matt Kacanda (KR)

1998 - **Kevin Nagle (LB, Defensive Player of the Year)**

1997 - Mike Mancuso (WR), Ian Geffers (DE), **Kevin Nagle (LB)**

1996 - Damian Poalucci (QB), Jason Killian (WR), Mike Mancuso (WR),
Matt Delancey (DT), Matt Seagreaves (K)

1995 - Dennis McWhite (WR), Matt Delancey (DT), Tim Green (LB),
Matt Seagreaves (K)

1994 - Steve Hynes (OT), Tim Green (LB), Joe Menton (LB),
Matt Seagreaves (K)

1993 - Ed Myers (OG), Steve Hynes (OT), John Catalano (DE),
Brent Voynar (DB)

1992 - Doug Leonzi (WR), Paul Bandholz (TE), Ed Myers (OG),
Joe Ruedt (DE), Derrick Deburow (DB), Ed Detwiler (K and P)

1991 - Rick Sterner (TB), Des Hussey (DT), **Curtis Bunch (DB)**,
Ed Detwiler (P)

1990 - Ken Kopetchny (WR), Tom Ferguson (C), Justin Dettore (OT),
Jim Miller (LB), **Curtis Bunch (DB)**

1989 - Dennis Mailhot (WR), Bob Heumann (DE),

Douglas Moore (LB), **Curtis Bunch (DB)**

1988 - Eric Sampson (DE), Pat Brady (LB), Todd McNamee (P)

1987 - Dan Murray (LB), Joe McLaughlin (DB)

1986 - Mike Yanders (C), Dan Murray (LB), Chris Gerhard (DB)

1985 - Tim Bishop (SE), Tracy Coleman (DB)

1984 - **Andy Baranek (QB)**, Tim Bishop (SE), Ernie Siegrist (TE),
Phil Calamia (DT)

1983 - **Andy Baranek (QB, Player of the Year)**, Scott Benoit (WR),
Dan Koval (OT), Bill Camp (DE), Mike Reichenbach (LB),
Joey Pingitore (K)

1982 - **Andy Baranek (QB)**, Bobby Manez (SE), Larry Sontag (DT),
Mike Reichenbach (LB)

1981 - John Marcante (OT), Bill Camp (DE), Larry Sontag (DT),
Joe Gaynor (LB), Jack Brunner (P)

1980 - Keith Kaufman (OT), Bill Brown (DT), Dan Gechter (LB),
Mike Lush (DB), Scott Taylor (K)

1979 - Barry Kennedy (QB), Jamie Meier (SE), Ray Yakavonis (DE),
Warren Brown (LB), Andy Polony (LB), Ray Cianni (DB),
Jim Villani (P)

1978 - Barry Kennedy (QB), Bob Bydlon (OG), Art Boorujy (OT),
Jeff Detzi (OT), Bill Bergen (DE), Jack Shrawder (DT),
Joe Detzi (LB), **Jeff Johnson (LB)**, Jack Rogers (K), Jim Villani (P)

1977 - Harold Strunk (HB), Bill Bergen (DE), Jack Shrawder (DT),
Jeff Johnson (LB)

1976 - Mike Terwilliger (QB), Pete Radocha (HB), Tom Palubinski (SE),
Dennis Gorman (TE), Pat Flaherty (C), Mike Stambaugh (DE),
Jeff Johnson (LB), Doug Rhoads (LB), Rich Rodenberger (DB),
Jack Rogers (K)

1975 - Mike Terwilliger (QB), Pat Flaherty (C), Mike Stambaugh (DE),
Rich Nicolais (DT), **Jeff Johnson (LB)**, Willard Stem (DB),
Bobby Boyd (K)

1974 - Tom Polinski (DE), Tom Kozlosky (LB)

1973 - Wally Hills (FB), Steve Reese (OE), Ned Hampford (OG),
Don Coyer (DE), Tom Kozlosky (LB)

1972 - Joe Bongiovanni (OT), Frank Snyder (LB)

1971 - Glenn Gottshalk (OE), Joe Bongiovanni (OT), John Smith (DT),
Greg Cardone (LB)

1970 - Steve Mummaw (QB), Glenn Gottshalk (OE), Jerry Clymer (DT)

1969 - Bob Dinan (FB), Henry Kearns (OT)

1968 - Ralph Gish (HB), Ed Csencsits (OE), Joe Kelly (OG),
Henry Kearns (OT), Bob Malehorn (DE), Bob Ott (DE),
Carl Wolfe (DT), Dick Siwak (LB), Bob Dinan (DB)

1967 - Pete Lee (HB and LB), Gary Monger (OG), Mike Thompson (C),
Gary Schoenberger (LB)

1965 - Glen Ray (QB), Barry Roach (HB), Bob Ruckdeschel (OT),
Bob Dourand (LB)

1964 - Glen Ray (QB), Barry Roach (HB), Jim Scagliotti (C),
Ray Hedenberg (OG), Tom Washburn (DE)

1963 - **Toby Barkman (OHB)**, Joe Bahnatka (C)

1962 - **Toby Barkman (B)**, Joe Heverin (E)

1961 - **Toby Barkman (B)**, Ed Becker (E)

1960 - Ed Becker (E), Richard Wolslayer (C)

1957 - Jim Oplinger (B)

1954 - Carmen Martucci (T)

(Three and four-time All PSAC players in bold)

YEARLY STATISTICAL LEADERS (SINCE 1960)

Rushing					Passing					Receiving				
Year	Player	Att.	Yds.	TDs	Year	Player	Comp/Att	Yds.	TDs	Year	Player	Rec.	Yds.	TDs
2017	Jaymar Anderson	198	1046	7	2017	Ben Moser	105-220	1299	8	2017	Tim Wilson	53	821	4
2016	Robert Healy	190	1163	18		Tim DiGiorgio	52-108	709	4	2016	Tim Wilson	58	910	8
2015	Robert Healy	156	884	1	2016	Bruce Campbell	99-190	1511	12	2015	Jon Schnaars	114	1610	22
	Gerald Van De Cruz	105	364	14		Tim DiGiorgio	104-186	1226	8		Robert Healy	52	757	3
2014	Robert Healy	155	817	8	2015	Matt Soltes	277-486	3900	41		Gerard Wendowski	49	781	9
2013	Robert Healy	176	1129	5	2014	Matt Soltes	180-300	2778	30	2014	Jon Schnaars	58	807	14
	Matt Soltes	96	472	2		Bruce Campbell	59-124	813	6		Robert Healy	46	561	6
	Gerald Van De Cruz	72	334	11	2013	Matt Soltes	212-351	3244	34	2013	Dusty Reed	40	727	6
2012	Eric Deery	85	551	4	2012	Matt Soltes	171-281	2622	21		Robert Bleiler	71	1199	12
	Matt Soltes	96	536	2		Nate Daniels	35-60	631	7	2012	Jon Schnaars	51	718	8
	Kendrick Williams	113	532	7	2011	Ray Wagner	211-396	3226	20		Dusty Reed	50	787	5
2011	Kendrick Williams	139	541	4	2010	Matt Marshall	214-350	2513	26		Robert Bleiler	37	608	4
2010	Kendrick Williams	124	668	9	2009	Matt Marshall	206-341	2938	26	2011	Jordan Hallman	31	608	7
2009	Zach Krise	102	472	5	2008	Tim Roken	142-263	2168	17		Dusty Reed	62	929	7
	Kendrick Williams	99	436	3		Matt Marshall	50-87	937	9		Jordan Hallman	35	854	6
2008	Joe Partridge	132	597	8	2007	Tim Roken	139-268	1765	15	2010	Robert Bleiler	33	659	4
2007	Joe Partridge	127	698	7	2006	Jimmy Terwilliger	222-346	2966	35	2009	Ed Kiser	57	860	5
2006	Matt Brunetti	117	581	6	2005	Jimmy Terwilliger	262-424	4571	50		Ed Kiser	43	805	6
	Jimmy Terwilliger	105	504	2	2004	Jimmy Terwilliger	222-362	3826	33	2008	Jeff Giglio	38	603	3
2005	Derek Lucas	197	1021	4	2003	Jimmy Terwilliger	200-349	2987	30		Jeff Giglio	41	749	10
	Anthony Carfagno	98	613	14	2002	Jeremy Palm	145-289	2200	18		Doug Ogden	39	825	8
	Jimmy Terwilliger	127	389	4	2001	Jeremy Palm	132-279	1924	22	2007	Sam Shuman	39	627	3
2004	Derek Lucas	173	948	7	2000	Jeremy Palm	58-131	823	9		Sam Shuman	36	534	4
	Jimmy Terwilliger	97	466	2		Geoff Brobst	30-79	502	3	2006	Evan Prall	76	1174	17
	Anthony Carfagno	71	360	15	1999	Jeremy Palm	88-199	1402	13	2005	Evan Prall	88	1766	23
2003	Greg Vaughn	147	748	6	1998	Will Burch	110-241	1764	20		Tim Strenfel	61	1189	14
2002	Greg Vaughn	158	755	4	1997	Damian Poalucci	190-351	2731	19	2004	Anthony Carfagno	53	684	9
2001	Andre Castiglioni	213	1077	6	1996	Damian Poalucci	214-393	3831	40		Tim Strenfel	69	1388	11
2000	Andre Castiglioni	220	1160	5	1995	Damian Poalucci	148-312	2041	10		Evan Prall	52	832	7
1999	Andre Myers	114	506	3	1994	James Franklin	187-364	2586	14	2003	John Jeffries	45	707	4
	Stewart Ford	100	466	9	1993	James Franklin	123-265	1912	19		John Jeffries	58	936	9
1998	Andre Myers	171	1004	4	1992	Bret Comp	145-298	1966	15	2002	Tim Strenfel	48	755	6
1997	Stewart Ford	175	1109	11	1991	Bret Comp	176-333	2434	15		John Jeffries	47	636	4
1996	Joe Pawloski	101	544	7	1990	Bret Comp	132-262	1860	16	2001	John Kotarsky	37	775	9
1995	Orlando Williams	140	647	5	1989	Tom Taylor	89-158	1155	7	2000	John Kotarsky	45	724	4
1994	Orlando Williams	115	628	5		Bret Comp	32-63	401	4	1999	John Kotarsky	34	564	4
	Jason Killian	78	559	5	1988	Tom Taylor	89-237	1167	8	1998	Jason Klush	41	625	12
	James Franklin	182	543	7	1987	Tom Taylor	63-138	785	4	1997	Brett Witmer	63	1040	6
1993	Ramon Leak	133	717	6		Ray Gentilella	32-91	336	4	1996	Mike Mancuso	56	981	9
1992	Rick Sterner	157	723	5	1986	Ray Gentilella	95-251	1047	5		Brett Witmer	57	891	9
1991	Rick Sterner	208	951	5	1985	Ray Gentilella	84-191	1141	9	1995	Mike Mancuso	56	1194	16
1990	Ramon Leak	101	368	2		Charlie Diskin	66-124	669	1		Jason Killian	50	1010	11
1989	Rick Sterner	111	482	5	1984	Andy Baranek	179-290	2295	17	1994	Dennis McWhite	37	549	3
1988	Kelly Gabriel	113	466	0	1983	Charlie Diskin	87-166	1180	9	1993	Dennis McWhite	62	865	4
1987	Elroy Denegal	132	580	3		Andy Baranek	86-181	1171	7		Jake Hlavac	35	571	7
1986	Gary Garver	94	398	3	1982	Andy Baranek	164-302	2067	17	1992	Doug Leonzi	44	544	8
1985	Brooks Perkins	167	544	5	1981	Brian Marshall	62-144	806	5	1991	Doug Leonzi	58	950	7
1984	Mike Sobeski	125	567	8	1980	Barry Kennedy	59-107	734	2	1990	Ken Kopetchny	57	761	12
1983	Dell Walker	168	625	8		Tommy Meier	45-71	521	3		Dennis Mailhot	43	710	5
1982	Dell Walker	143	605	9	1979	Barry Kennedy	59-132	839	7	1989	Dennis Mailhot	22	492	4
1981	Dell Walker	117	455	5	1978	Barry Kennedy	49-106	833	8		Paul Bandholz	22	274	1
1980	Jim Snyder	141	621	3	1977	Mike Terwilliger	56-125	850	3	1988	Dennis Mailhot	18	403	2
1979	Jim Snyder	159	714	2	1976	Mike Terwilliger	76-152	1185	12	1987	Ken Kopetchny	23	321	2
1978	Frank Bell	182	589	7	1975	Mike Terwilliger	75-161	1233	14	1986	Jim Kerins	27	403	3
1977	Harold Strunk	173	913	12	1974	Mike Terwilliger	37-96	531	4	1985	Tim Bishop	56	776	3
1976	Pete Radocha	174	1036	11	1973	Len Cannatelli	33-78	482	5	1984	Ernie Siegrist	60	801	3
	Harold Strunk	117	634	5	1972	Jim Emery	90-188	910	8		Tim Bishop	52	810	9
1975	Pete Radocha	190	777	10	1971	Steve Mummaw	108-205	1388	12		Joe Rovnan	40	713	6
1974	Don Ford	94	519	1	1970	Steve Mummaw	152-280	1671	19	1983	Scott Benoit	74	820	5
1973	Wally Hills	63	370	2	1969	Bill Dukett	147-277	2084	19	1982	Bobby Manez	51	684	6
1972	Mark Hoffner	68	316	3	1968	Bill Dukett	137-256	1811	14		Scott Benoit	46	687	8
1971	Mark Hoffner	79	403	3	1967	Bill Dukett	106-200	1302	12		Ernie Siegrist	42	657	3
1970	Bob Lester	82	438	3	1966	Robt. Holderbaum	30-77	481	4	1981	Jack Brunner	20	336	3
1969	Bob Lester	69	436	2		James Waite	22-59	280	2	1980	Jamie Meier	37	396	1
1968	John Pitzer	131	531	8	1965	Glen Ray	43-95	782	6	1979	Jamie Meier	26	476	4
1967	John Pitzer	124	436	8	1964	Glen Ray	28-65	480	5	1978	Bill Jones	20	363	2
1966	Trevor Lawrence	83	315	n/a	1963	Charles Siever	18-60	367	5	1977	Harold Strunk	15	265	3
1965	Leo Reimer	137	863	n/a	1962	Billy Lewis	14-53	329	6		Tom Palubinski	15	240	0
	Barry Roach	116	697	n/a	1961	Billy Lewis	41-92	553	4	1976	Tom Palubinski	33	750	10
1964	Barry Roach	88	615	6	1960	Billy Lewis	39-87	432	4	1975	Tom Palubinski	18	363	5
1963	Jan Beliveau	98	440	n/a						1974	Tom Kearney	16	244	1
	Toby Barkman	74	432	5							Tom Deremer	16	190	0
1962	Toby Barkman	153	866	8						1973	Tom Deremer	11	174	2
1961	Toby Barkman	101	771	15						1972	Jack Shoemaker	19	157	1
1960	William Race	94	513	5							Grey Seamans	15	285	3
										1971	Glenn Gottshalk	39	425	3
										1970	Glenn Gottshalk	39	694	10
										1969	Bill Horvath	42	449	6
											Chuck Bierlein	29	515	4
										1968	Ed Csencsits	44	632	5
										1967	Ed Csencsits	38	620	4
										1966	Doug McNamee	15	175	1
											Robert Holloran	10	194	1
										1965	Gibby Romaine	22	329	3
										1964	Tom Washburn	18	326	1
										1963	Toby Barkman	6	243	4
										1962	Toby Barkman	5	169	4
										1961	Maurice Barber	14	197	4
										1960	Edward Becker	15	158	2

RUSHING RECORDS

Yards Gained

Single Game

1.	284	Joe Partridge at Cheyney	2007
2.	267	Andre Myers vs. Mansfield	1998
3.	256	Robert Healy at Mercyhurst	2016
4.	222	Stewart Ford at Cheyney (FR)	1997
		Jim Snyder vs. Kutztown	1980
6.	218	Derek Lucas vs. SCSU (NCAA)	2005
7.	213	Harold Strunk at Millersville	1976
8.	211	Andre Myers at Cheyney	1998
		Rick Sterner vs. Mansfield	1991
10.	210	Toby Barkman vs. Mansfield	1961
11.	207	Pete Radocha vs. Kutztown	1976
12.	200	Jaymar Anderson at Lock Haven	2017

First Career Game

1.	121	Eric Deery at Cheyney (FR)	2009
2.	104	Bob Rinaldi vs. Kutztown (FR)	1974

Half (since 1974)

212	1st	Joe Partridge at Cheyney	2007
173	2nd	Derek Lucas at Kutztown	2003
165	1st	Andre Myers at Cheyney	1998
163	2nd	Eric Deery vs. Cheyney	2012
162	2nd	Robert Healy at Mercyhurst	2016
156	1st	Greg Vaughn at Cheyney	2003
155	2nd	Joe Pawloski at Cheyney	1995
153	2nd	Andre Myers vs. Mansfield	1998

Consecutive Games

413	Healy (157 vs. IUP, 256 at Mercyhurst)	2016
381	Radocha (174 WC, 207 Kutztown)	1976
373	Ford (222 Cheyney, 151 Mansfield)	1997

3 Games

552	Healy (139 - 157 - 256)	2016
-----	-------------------------	------

4 Games

628	Healy (139 - 157 - 256 - 76)	2016
-----	------------------------------	------

5 Games

751	Ford (128 - 110 - 140 - 222 - 151)	1997
-----	------------------------------------	------

Single Season

1.	1,163	Robert Healy	2016
2.	1,160	Andre Castiglioni	2000
3.	1,129	Robert Healy (R-FR)	2013
4.	1,109	Stewart Ford (FR)	1997
5.	1,077	Andre Castiglioni	2001
6.	1,046	Jaymar Anderson	2017
7.	1,036	Pete Radocha	1976
8.	1,021	Derek Lucas	2005
9.	1,004	Andre Myers	1998
10.	951	Rick Sterner	1991

Career

1.	3,993	Robert Healy	2013-16
2.	2,579	Rick Sterner	1988-92
3.	2,510	Andre Castiglioni	1999-01
4.	2,398	Derek Lucas	2002-05
5.	2,363	Toby Barkman	1960-63
6.	2,177	Kendrick Williams	2009-12
7.	2,047	Pete Radocha	1974-76
8.	2,030	Harold Strunk	1974-77
9.	1,914	Greg Vaughn	2000-03
10.	1,791	Andre Myers	1996-99
11.	1,779	Jim Snyder	1977-80
12.	1,714	Jimmy Terwilliger [QB]	2003-06
13.	1,685	Dell Walker	1981-83
14.	1,680	Orlando Williams	1993-96
15.	1,658	Joe Partridge	2005-08
16.	1,644	Ramon Leak	1990-93
17.	1,637	Stewart Ford	1997-99
18.	1,508	Anthony Carfagno	2002-05

Rushing Yards by Freshman

Game (since 1968)

1.	222	Stewart Ford at Cheyney	1997
2.	192	Elroy Denegal vs. SCSU	1987
3.	189	Robert Healy at Shippensburg	2013
4.	158	Robert Healy vs. Millersville	2013
5.	151	Stewart Ford vs. Mansfield	1997
6.	150	Rick Sterner at Mansfield	1988

Season

1.	1,129	Robert Healy	2013
2.	1,109	Stewart Ford	1997
3.	624	Henry Mowery	1961
4.	580	Elroy Denegal	1987
5.	536	Matt Soltes [QB]	2012
6.	513	Bill Race	1960
7.	483	Bob Rinaldi	1974
8.	436	Kendrick Williams	2009
		Bob Lester	1969
10.	423	Rick Sterner	1988

Yards Per Game

Single Season (90+ ypg - min. 500 yds)

1.	116.3	Robert Healy (1,163 in 10)	2016
2.	116.0	Andre Castiglioni (1,160 in 10)	2000
3.	115.1	Pete Radocha (1,036 in 9)	1976
4.	114.1	Harold Strunk (913 in 8)	1977
5.	110.9	Stewart Ford (1,109 in 10) (FR)	1997
6.	107.7	Andre Castiglioni (1,077 in 10)	2001
7.	102.6	Robert Healy (1,129 in 11) (R-FR)	2013
8.	100.4	Andre Myers (1,004 in 10)	1998
9.	96.4	Toby Barkman (771 in 8)	1961
10.	96.2	Toby Barkman (866 in 9)	1962

Career

1.	94.5	Toby Barkman	1960-63
2.	92.9	Robert Healy	2013-16
3.	85.3	Pete Radocha	1974-76
4.	84.3	Andre Castiglioni	1998-01
5.	74.4	Stewart Ford	1997-99
6.	61.9	Rick Sterner	1988-92
7.	61.5	Harold Strunk	1974-77

Yards per Carry

Single Game (since 1966 - min. 10 rush, 100 yds)

13.8	Joe Pawloski at Cheyney (13-179)	1995
13.7	Kendrick Williams vs. Cheyney (11-151)	2012
12.8	Ed Guers at Bloomsburg (12-154)	1975
12.6	Matt Soltes at Millersville (10-126)	2012
12.1	Greg Vaughn vs. Cheyney (11-133)	2002
11.5	Derek Lucas at Cheyney (10-115)	2003
11.5	J. Terwilliger vs. SCSU (NCAA) (10-115)	2005
11.4	Harold Strunk at Cortland (17-193)	1977
11.2	Jason Killian at SCSU (13-145)	1993

Single Season (min. 250 yds) (7+ ypc)

1.	8.7	Derek Lucas (48-418)	2003
2.	7.9	Joe Pawloski (53-419)	1995
3.	7.6	Toby Barkman (101-771)	1961
4.	7.3	Frank Lupin (43-313)	1960
5.	7.2	Jason Killian (78-559)	1994
6.	7.1	Barry Roach (73-521)	1964

Career

1.	6.86	Jason Killian (146-1,001)	1993-96
2.	6.44	Barry Roach (189-1,218)	1964-65
3.	6.36	Leo Reimer (183-1,163)	1962-65
4.	6.25	Joe Pawloski (154-963)	1995-96
5.	6.01	Toby Barkman (393-2,363)	1960-63

CAREER RUSHING YARDS

Year	Att	Yards	Avg	TDs
------	-----	-------	-----	-----

1. Robert Healy

2013	176	1129	6.4	5
2014	155	817	5.3	8
2015	156	884	5.7	1
2016	190	1163	6.1	18
Totals	677	3,993	5.9	32

2. Rick Sterner

1988	127	423	3.3	2
1989	111	482	4.3	5
1991	208	951	4.6	5
1992	157	723	4.6	5
Totals	603	2,579	4.3	17

3. Andre Castiglioni

1999	40	273	6.8	2
2000	220	1,160	5.3	5
2001	213	1,077	5.1	6
Totals	473	2,510	5.3	13

4. Derek Lucas

2002	3	11	3.7	0
2003	48	418	8.7	4
2004	173	948	5.5	7
2005	197	1,021	5.2	4
Totals	421	2,398	5.3	15

5. Toby Barkman

1960	65	294	4.5	4
1961	101	771	7.6	15
1962	153	866	5.7	8
1963	74	432	5.8	5
Totals	393	2,363	6.0	32

6. Kendrick Williams

2009	99	436	4.4	3
2010	124	668	5.4	9
2011	139	541	3.9	4
2012	113	532	4.7	7
Totals	475	2,177	4.6	23

7. Pete Radocha

1974	37	234	6.3	1
1975	190	777	4.1	10
1976	174	1,036	6.0	11
Totals	401	2,047	5.1	22

8. Harold Strunk

1974	33	118	3.6	0
1975	86	365	4.2	0
1976	117	634	5.4	5
1977	173	913	5.3	12
Totals	409	2,030	5.0	17

9. Greg Vaughn

2000	35	188	5.4	1
2001	51	223	4.4	3
2002	158	755	4.8	4
2003	147	748	5.1	6
Totals	391	1,914	4.9	14

10. Andre Myers

1996	9	30	3.3	0
1997	43	251	5.8	1
1998	171	1,004	5.9	4
1999	114	506	4.4	3
Totals	337	1,791	5.3	8

RUSHING RECORDS

Touchdowns

Single Game

- 4 Robert Healy at Mercyhurst 2016
Kendrick Williams at Millersville. 2010
Joe Partridge at Cheyney 2007
Stewart Ford vs. Glenville State 1999
Johnny Lee Davis vs. Cheyney 1990
Danny Roskos vs. Montclair 1946

2 TD Rushing, 2 TD Receiving, Game

- 2-2 Anthony Carfagno at Bentley 2005

3 Players with 2+ Rushing TD, Game

- A. Carfagno (2), D. Lucas (2), G. Vaughn (2)
 vs. Cheyney, 2003

2 Players with 2+ Rushing TD, Game

- D. Dyer (2), R. Healy (2) at Gannon, 2014
M. Soltes (2), K. Williams (2) at Millersville, 2012
M. Brunetti (3), J. Terwilliger (2) at Mansfield, 2006
R. Leak (3), S. Stuttle (2) at Cheyney, 1993
T. Meier (2), B. Nast (2) vs. Bloomsburg, 1980
F. Bell (2), J. Holanda (2) vs. Cortland, 1978
D. Bingham (3), H. Strunk (2) at Cortland, 1977
M. Riddick (2), M. Terwilliger (2) vs. Cheyney, 1976
M. Kreider (2), H. Strunk (2) at Mansfield, 1976

Single Season

- 18 Robert Healy 2016
- 15 Anthony Carfagno 2004
Toby Barkman 1961
- 14 Gerald Van De Cruz 2015
Anthony Carfagno 2005
Danny Roskos 1946
- 12 Harold Strunk 1977
- 11 Gerald Van De Cruz 2013
Stewart Ford (FR) 1997
Pete Radocha 1976
- 10 Pete Radocha 1975

Career

- 40 Anthony Carfagno 2002-05
- 32 Robert Healy 2013-16
Toby Barkman 1960-63
- 26 Gerald Van De Cruz 2013-15
- 23 Kendrick Williams 2009-12
- 22 Stewart Ford 1997-99
Dell Walker 1981-83
Pete Radocha 1974-76
- 18 John Pitzer 1966-68
- 17 Joe Partridge 2005-08
Ramon Leak 1990-93
Rick Sterner 1988-92
Harold Strunk 1974-77

Attempts

Single Game

- 36 Harold Strunk at Millersville 1976
- 35 Rick Sterner at Mansfield 1988
Kelly Gabriel vs. Cheyney 1988
- 34 Joe Partridge at Cheyney 2007
Andre Myers vs. Mansfield 1998
- 33 Jim Snyder vs. Kutztown 1980
- 32 Andre Castiglioni vs. West Chester 2001
- 31 Robert Healy at Millersville 2016
Greg Vaughn vs. Kutztown 2002
Harold Strunk vs. West Chester. 1977
Pete Radocha vs. Kutztown. 1976
- 30 Jaymar Anderson at Lock Haven 2017
Robert Healy at Mercyhurst 2016
Andre Castiglioni vs. Ship 2000
Brooks Perkins at Edinboro 1985
Dell Walker vs. West Chester. 1983
Pate Radocha at Ship (PSAC) 1976

2 Players with 20+ Carries, Game

- Orlando Williams (20-128), James Franklin (20-49)
 at Mansfield, 1994
Rick Sterner (21-102), John Bozena (21-74)
 vs. West Chester, 1991

4 Players with 10+ Carries, Game

- Robert Healy (16-111), Gerald Van De Cruz (12-81),
Raul Quinones (12-46), Derrick Dyer (10-58)
 at Seton Hill, 2013
Frank Bell (15-57), Barry Kennedy (13-63),
Jim Snyder (12-66), Bill Nast (11-36)
 vs. West Chester, 1979
Jim Snyder (19-107), Dave Bingham (11-30),
Barry Kennedy (10-38), Frank Bell (10-8)
 at Mansfield, 1978

2 Players with All of Team's Carries

- Matt Brunetti (24-92), Jimmy Terwilliger (12-59)
 vs. Bentley, 2006
Orlando Williams (13-45), Damian Poalucci (6-0)
 at Eastern Kentucky, 1995

Single Season

- 220 Andre Castiglioni 2000
- 213 Andre Castiglioni 2001
- 208 Rick Sterner 1991
- 198 Jaymar Anderson 2017
- 197 Derek Lucas 2005
- 190 Robert Healy 2016
Pete Radocha 1975
- 182 James Franklin [QB] 1994
Frank Bell 1978
- 176 Robert Healy (R-FR) 2013

Career

- 677 Robert Healy 2013-16
- 603 Rick Sterner 1988-92
- 475 Kendrick Williams 2009-12
- 473 Andre Castiglioni 1998-01
- 428 Dell Walker 1981-83
- 421 Jimmy Terwilliger [QB] 2003-06
Derek Lucas 2002-05
- 409 Harold Strunk 1974-77
- 401 Pete Radocha 1974-76
- 398 Jim Snyder 1977-80

100 Yard Rushing Games

Consecutive Games

- 5 Stewart Ford (FR) 1997
- 4 Andre Castiglioni 2000
- 3 Jaymar Anderson 2017
Robert Healy (2x) 2016
Andre Castiglioni 2001
Pete Radocha 1976

Single Season

- 7 Andre Castiglioni 2001
- 6 Jaymar Anderson 2017
Robert Healy 2016
Andre Castiglioni 2000
- 5 Robert Healy (R-FR) 2013
Andre Myers 1998
Stewart Ford (FR) 1997
Pete Radocha 1976

Career

- 16 Robert Healy 2013-16
- 14 Andre Castiglioni 1999-01
- 8 Derek Lucas 2002-05
- 7 Greg Vaughn 2000-03
Jim Snyder 1978-80
- 6 **Jaymar Anderson 2016-pres.**
Harold Strunk 1974-77
Pete Radocha 1974-76
- 5 Matt Soltes [QB] 2012-15
Kendrick Williams 2009-12
Jimmy Terwilliger [QB] 2003-06
Stewart Ford 1997-99
Andre Myers 1996-99
Rick Sterner 1988-92

Two 100-Yard Rushers, Game

- 2013 at Shippensburg (Healy 189, Soltes 117)
2012 vs. Cheyney (Deery 167, Williams 151)
2005 vs. SCSU (NCAA) (Lucas 218, Terwilliger 115)
2003 at Cheyney (Vaughn 174, Lucas 115)
1994 at Springfield (Killian 136, Williams 111)
1993 vs. Bloomsburg (Leak 163, Franklin 125)
1990 at Buffalo (Watkins 114, Leak 105)
1970 at Mansfield (Mummaw 124, Gish 100)
1968 at California (PSAC) (Grant 139, Pitzer 106)

Most Rushing Yards, Teammates

- 346 2007 at Cheyney (Joe Partridge 284, Brant Quick 62)
333 2005 vs. SCSU (Derek Lucas 218, J. Terwilliger 115)
318 2012 vs. Cheyney (Eric Deery 167, K. Williams 151)
306 2013 at Ship (Robert Healy 189, Matt Soltes 117)

100-YARD RUSHING GAMES (SINCE 1968)

2017		2003		1988	
Yds.	Player, Opponent.....carries				
125	Jaymar Anderson at Fairmont State.....26	133	Greg Vaughn at Shepherd.....19	150	Rick Sterner at Mansfield (FR).....35
131	Jaymar Anderson at IUP.....25	125	J. Terwilliger vs. Bloomsburg (R-FR) [QB].....21	123	Kelly Gabriel vs. Cheyney.....35
151	Jaymar Anderson vs. Mercyhurst.....22	174	Greg Vaughn at Cheyney.....21	1987	
105	Jaymar Anderson at Cheyney.....19	115	Derek Lucas at Cheyney.....10	110	Elroy Denegal at Kutztown (FR).....17
119	Jaymar Anderson at West Chester.....13	116	Greg Vaughn at Millersville.....23	192	Elroy Denegal vs. SCSU (FR).....25
200	Jaymar Anderson at Lock Haven.....30	173	Derek Lucas at Kutztown.....21	1986	
2016		2002		106	Gary Garver vs. Clarion.....15
139	Robert Healy at Brevard.....26	133	Greg Vaughn vs. Cheyney.....11	123	Gary Garver vs. Cheyney.....33
157	Robert Healy vs. IUP.....17	119	Greg Vaughn vs. Millersville.....22	1985	
256	Robert Healy at Mercyhurst.....30	170	Greg Vaughn vs. Kutztown.....31	108	Brooks Perkins vs. Montclair.....20
108	Robert Healy vs. Cheyney.....20	2001		116	Brooks Perkins at Edinboro.....30
163	Robert Healy at Millersville.....31	149	Andre Castiglioni vs. Clarion.....29	113	Mike Sobeski at Millersville.....15
124	Robert Healy vs. Kutztown.....23	187	Andre Castiglioni vs. West Chester.....32	1983	
2015		157	Andre Castiglioni at Shepherd.....24	154	Dell Walker vs. West Chester.....30
115	Matt Soltes at Lock Haven [QB].....15	118	Andre Castiglioni at Kutztown.....24	1982	
131	Robert Healy vs. Bloomsburg.....27	104	Andre Castiglioni vs. Bloomsburg.....21	162	Dell Walker at Montclair.....25
116	Robert Healy at West Chester.....11	104	Andre Castiglioni at Mansfield.....22	1981	
2014		119	Andre Castiglioni vs. Edinboro.....23	112	Dell Walker at Cent. Conn St.....28
117	Robert Healy vs. Lock Haven.....15	2000		117	Dell Walker at Cheyney.....22
111	Matt Soltes at Shippensburg [QB].....13	154	Andre Castiglioni at Clarion.....26	102	Sam Granteed vs. Mansfield.....25
117	Robert Healy at Millersville.....26	128	Andre Castiglioni at West Chester.....21	1980	
112	Robert Healy at Gannon.....16	148	Andre Castiglioni at Glenville State.....24	222	Jim Snyder vs. Kutztown.....33
2013		160	Andre Castiglioni vs. Shepherd.....26	138	Bill Nast at Mansfield.....30
111	Robert Healy at Seton Hill (R-FR).....16	132	Nate Pendry vs. Millersville (R-FR).....13	128	Jim Snyder vs. IUP.....26
189	Robert Healy at Shippensburg (R-FR).....20	152	Andre Castiglioni vs. Shippensburg.....30	1979	
117	Matt Soltes at Shippensburg [QB].....19	161	Greg Vaughn at Cheyney (R-FR).....29	132	Jim Snyder at Cortland.....24
132	Robert Healy vs. Clarion (R-FR).....14	115	Andre Castiglioni at Edinboro.....21	136	Jim Snyder at Kutztown.....17
146	Robert Healy at Kutztown (R-FR).....21	1999		145	Jim Snyder vs. Millersville.....29
158	Robert Healy vs. Millersville (R-FR).....19	151	Andre Castiglioni vs. Cheyney.....18	1978	
2012		1998		103	Frank Bell vs. Cortland.....11
167	Eric Deery vs. Cheyney.....19	114	Andre Myers at New Hampshire.....19	107	Jim Snyder at Mansfield.....19
151	Kendrick Williams vs. Cheyney.....11	113	Andre Myers vs. Slippery Rock.....27	106	Jim Snyder at Clarion (PSAC).....11
131	Matt Soltes at LIU Post (R-FR) [QB].....12	133	Andre Myers at Shippensburg.....21	1977	
126	Matt Soltes at Millersville (R-FR) [QB].....10	211	Andre Myers at Cheyney.....21	169	Harold Strunk at Cheyney.....28
2011		267	Andre Myers vs. Mansfield.....34	105	Harold Strunk vs. Mansfield.....14
101	Kendrick Williams vs. Pace.....9	1997		193	Harold Strunk at Cortland.....17
105	Kendrick Williams at Cheyney.....25	128	Stewart Ford at Kutztown (FR).....22	167	Harold Strunk vs. West Chester.....31
106	Eric Deery vs. Edinboro.....11	110	Stewart Ford vs. West Chester (FR).....11	1976	
2010		140	Stewart Ford at IUP (FR).....22	130	Pete Radocha at Montclair.....25
127	Kendrick Williams at Millersville.....18	222	Stewart Ford at Cheyney (FR).....26	174	Pete Radocha at West Chester.....20
119	Kendrick Williams vs. Shippensburg.....21	151	Stewart Ford vs. Mansfield (FR).....27	207	Pete Radocha vs. Kutztown.....31
2009		1996		105	Mike Terwilliger vs. Cheyney [QB].....9
107	Zach Krise at Virginia Union.....26	117	Joe Pawloski at Bloomsburg.....24	213	Harold Strunk at Millersville.....36
184	Zach Krise at Gannon.....28	1995		107	Harold Strunk vs. Cortland.....19
121	Eric Deery at Cheyney (FR).....15	106	Orlando Williams vs. AIC.....16	184	Pete Radocha vs. Morgan State.....28
102	Eric Deery vs. Millersville (FR).....18	179	Joe Pawloski at Cheyney.....13	183	Pete Radocha at Shippensburg (PSAC).....30
2007		115	Joe Pawloski vs. Mansfield.....9	1975	
115	Brant Quick at Lock Haven (R-FR).....22	1994		157	Pete Radocha vs. Millersville.....30
284	Joe Partridge at Cheyney.....34	136	Jason Killian at Springfield.....9	154	Ed Guers at Bloomsburg.....12
105	Joe Partridge at Kutztown.....22	111	Orlando Williams at Springfield.....20	1974	
2006		150	James Franklin vs. SCSU [QB].....28	132	Don Ford at Montclair.....21
118	Jimmy Terwilliger at Millersville [QB].....14	128	Orlando Williams at Mansfield.....20	104	Bob Rinaldi vs. Kutztown (FR).....29
136	Jimmy Terwilliger vs. West Chester [QB].....9	1993		143	Bob Rinaldi vs. Cortland (FR).....19
106	Matt Brunetti vs. Kutztown.....18	145	Jason Killian at SCSU (R-FR).....13	118	Pete Radocha vs. Bloomsburg.....18
2005		109	James Franklin vs. Mansfield [QB].....15	1970	
111	Derek Lucas at Millersville.....17	125	James Franklin vs. Bloomsburg [QB].....19	124	Steve Mummaw at Mansfield [QB].....6
157	Derek Lucas at Clarion.....20	163	Ramon Leak vs. Bloomsburg.....28	100	Ralph Gish at Mansfield.....10
218	Derek Lucas vs. SCSU (NCAA).....28	129	Ramon Leak vs. AIC.....16	107	Bob Lester at Millersville.....21
115	Jimmy Terwilliger vs. SCSU (NCAA) [QB].....10	1992		1969	
170	Anthony Carfagno at Bloomsburg (NCAA).....19	154	Rick Sterner vs. California.....29	125	Bob Lester at Cheyney.....17
103	Derek Lucas vs. C.W. Post (NCAA).....13	105	Ramon Leak at Mansfield.....22	1968	
2004		1991		109	Augie Grant vs. Cheyney.....3
158	Derek Lucas vs. Millersville.....17	211	Rick Sterner vs. Mansfield.....27	113	John Pitzer at Mansfield.....15
156	Derek Lucas vs. Clarion.....17	102	Rick Sterner vs. West Chester.....21	104	John Pitzer at Millersville.....23
195	Derek Lucas at Kutztown.....28	199	Rick Sterner vs. Buffalo.....29	139	Augie Grant at California (PSAC).....13
130	Maurice Stallings at Mansfield.....12	1990		106	John Pitzer at California (PSAC).....23
101	J. Terwilliger vs. Edinboro (NCAA) [QB].....16	130	Johnny Lee Davis vs. Cheyney.....18		
		114	Derek Watkins at Buffalo (FR).....16		
		105	Ramon Leak at Buffalo (FR).....20		

QB RUSHING / SCORING / KICKING POINTS

Rushing Yards by Quarterback

Single Game (since 1968)

1.	150	James Franklin vs. SCSU	1994
2.	136	J. Terwilliger vs. West Chester	2006
3.	131	Matt Soltes at LIU Post (R-FR)	2012
4.	126	Matt Soltes at Millersville (R-FR)	2012
5.	125	J. Terwilliger vs. Bloomsburg (R-FR)	2003
		James Franklin vs. Bloomsburg	1993
7.	124	Steve Mummaw at Mansfield	1970
8.	118	Jimmy Terwilliger at Millersville	2006
9.	117	Matt Soltes at Shippensburg	2013
10.	115	Matt Soltes at Lock Haven	2015
11.	115	J. Terwilliger vs. SCSU (NCAA)	2005
12.	111	Matt Soltes at Shippensburg	2014
13.	109	James Franklin vs. Mansfield	1993
14.	105	Mike Terwilliger vs. Cheyney	1976
15.	101	J. Terwilliger vs. Edinboro (NCAA)	2004

Single Season (400+)

1.	543	James Franklin	1994
2.	536	Matt Soltes (R-FR)	2012
3.	504	Jimmy Terwilliger	2006
4.	472	Matt Soltes	2013
5.	466	Jimmy Terwilliger	2004

Career

1.	1,714	Jimmy Terwilliger	2003-06
2.	1,494	Matt Soltes	2012-15
3.	1,077	James Franklin	1991-94
4.	654	Matt Marshall	2007-10
5.	606	Glen Ray	1964-65#
6.	469	Mike Terwilliger	1974-77
7.	463	Jeremy Palm	1998-02

Ray's 1963 season not available

Rushing Touchdowns by Quarterback

Single Season

1.	7	James Franklin	1994
2.	6	Bill Dukett	1968
3.	5	Jimmy Terwilliger (R-FR)	2003

Career

1.	13	Jimmy Terwilliger	2003-06
2.	10	James Franklin	1991-94
3.	9	Bill Dukett	1967-69
4.	7	Matt Soltes	2012-15
		Barry Kennedy	1977-80
		Steve Mummaw	1969-71

Scoring

Year	Player	TD	FG	X-Pt	Pts.
2017	Jordan Walters	0	9	22	49
2016	Robert Healy	19	0	0	114
2015	Jon Schnaars	22	0	1	134
2014	Robert Healy	14	0	0	84
	Jon Schnaars	14	0	0	84
2013	Taylor Groff	0	7	52	73
2012	Taylor Groff	0	15	48	93
2011	Taylor Groff	0	11	17	50
2010	Taylor Groff	0	16	39	87
2009	Drew Reinhard	0	8	40	64
2008	Greg Knauss	0	12	49	85
2007	Greg Knauss	0	13	26	65
2006	Evan Prall	20	0	0	120
2005	Anthony Carfagno	23	0	0	138
	Evan Prall	23	0	0	138
2004	Anthony Carfagno	19	0	0	114
2003	Anthony Carfagno	14	0	0	84
2002	Anthony Carfagno	11	0	0	66
2001	John Kotarsky	9	0	0	54
2000	Mike Berry	0	4	24	36
1999	J.D. Stern	0	11	29	62
1998	Jason Klush	12	0	0	72
1997	Stewart Ford	12	0	0	72
1996	Mike Mancuso	16	0	0	96
1995	Joe Pawloski	10	0	0	60
1994	Matt Seagreaves	0	15	23	68
1993	Steve Stuttle	11	0	0	66
1992	Ed Detwiler	0	13	23	62
1991	Ed Detwiler	0	15	34	79
1990	Ken Kopetchny	12	0	0	72
1989	Ed Detwiler	0	13	22	61
1988	Todd McNamee	0	7	12	33
1987	Todd McNamee	0	6	10	28
1986	Mike Augustin	0	6	9	27
1985	Mike Augustin	0	12	13	49
1984	Tim Bishop	9	0	1	56
1983	Joey Pingatore	2	12	28	76
1982	Dell Walker	9	0	0	54
1981	Dell Walker	5	0	0	30
1980	Scott Taylor	0	8	18	42
	Tommy Meier	7	0	0	42
1979	Scott Taylor	0	9	17	44
1978	Frank Bell	10	0	0	60
1977	Harold Strunk	15	0	0	90
1976	Pete Radocha	11	0	0	66
1975	Pete Radocha	13	1	1	83
1974	Bob Boyd	0	6	15	33
	Five Tied with 12 Points Each				
1973	Mark Hoffner	5	0	2	34
1971	Mark Hoffner	7	0	0	42
1970	Glenn Gottshalk	10	0	2	64
1969	Augie Grant	9	0	1	56
1968	John Pitzer	8	0	1	50
1967	John Pitzer	8	0	0	48
1966	Jim Waite	5	0	8	38
1965	Barry Roach	11	0	0	66
1964	Glen Ray	9	0	0	54
1963	Toby Barkman	8	0	1	49
1962	Toby Barkman	13	0	2	80
1961	Toby Barkman	15	0	0	90
1960	William Race	5	0	0	30
	Frank Lupin	5	0	0	30

Kicking Points

Year	Player	Pts.	FG	X-Pt
2017	Jordan Walters	49	9-13	22-24
2016	Nicolas Ruiz	67	8-14	43-46
2015	Nicolas Ruiz	74	8-11	50-54
2014	Matt Smith	59	5-6	44-52
2013	Taylor Groff	73	7-15	52-61
2012	Taylor Groff	93	15-23	48-48
2011	Taylor Groff	50	11-14	17-19
	John Schubert	22	4-6	10-10
2010	Taylor Groff	87	16-21	39-41
2009	Drew Reinhard	64	8-15	40-48
2008	Greg Knauss	85	12-19	49-50
2007	Greg Knauss	65	13-19	26-28
2006	Eric Petters	61	6-10	43-52
2005	Mark Brubaker	116	14-19	74-79
2004	Mark Brubaker	82	11-17	49-58
	Ken Parrish	1	0	1-1
2003	Mark Brubaker	64	6-8	46-51
2002	Matt Huber	37	1-2	34-37
	Mark Brubaker	25	8-14	1-1
2001	Mike Berry	49	6-11	31-36
2000	Mike Berry	36	4-11	24-31
1999	J.D. Stern	62	11-20	29-30
1998	J.D. Stern	46	8-18	22-28
1997	J.D. Stern	43	8-13	19-21
	Brian Mitchell	5	0	5-8
1996	Matt Seagreaves	70	10-18	40-45
	J.D. Stern	5	1-1	2-2
1995	Matt Seagreaves	39	5-9	24-28
1994	Matt Seagreaves	68	15-26	23-29
1993	Mike Kramer	24	1-7	21-34
1992	Ed Detwiler	62	13-25	23-27
1991	Ed Detwiler	79	15-25	34-37
1990	Ed Detwiler	60	9-25	33-34
1989	Ed Detwiler	61	13-16	22-23
1988	Todd McNamee	33	7-19	12-14
1987	Todd McNamee	28	6-12	10-11
	Pat Dukes	5	0-3	5-6
1986	Mike Augustin	27	6-13	9-11
1985	Mike Augustin	49	12-20	13-17
1984	Joey Pingatore	51	8-16	21-24
1983	Joey Pingatore	76	12-16	28-30
1982	Joey Pingatore	52	9-16	25-26
	Joe Ogeka	13	2-3	7-7
	Mike Augustin	3	1-1	0
1981	Scott Taylor	29	5-12	14-14
	Joe Ogeka	5	1-1	2-2
1980	Scott Taylor	42	8-12	18-19
	Joe Ogeka	7	0-1	7-7
1979	Scott Taylor	44	9-16	17-17
1978	Jack Rogers	58	10-19	28-38
1977	Jack Rogers	38	5-7	23-23
1976	Jack Rogers	33	1-6	30-35
	Len Burkhart	2	0	2-3
	Pete Radocha	0	0-2	0-1
1975	Robert Boyd	33	3-6	24-27
	Pete Radocha	3	1-7	0
1974	Robert Boyd	30	6-10	15-17
	Pete Radocha	0	0-3	0
1973	Joe McMonagle	10	2-3	4-6
	Len Burkhart	7	0-4	7-10
	Tom Kozlosky	0	0-2	0
1972	Bob York	15	0	15
1971	Bob York	16	0	16-22
1970	Bob York	26	3	17
1969	Bob York	23	2	17-26
1968	Dan Staats	45	3	36
1967	Dan Staats	17	0	17-26
	Art Durham	3	1	0
	Gary Childs	2	0	2-3
1966	n/a			
1965	n/a			
1964	James Scagliotti	32		
1963	n/a			
1962	George Wasilchak	11		
	Robert Tonkin	3		
1961	Russell Rodgers	16		
	Nick Forsette	1		
	Edward Becker	1		
	Henry Mowery	1		
1960	Russell Rodgers	24		
	Edward Becker	1		
	Kenneth Hendricks	1		
	Joe Heverin	1		

TOTAL OFFENSE RECORDS

Total Offense

Single Game (since 1974) [10 QB's with 400+ yard game]

1.	666	Matt Soltes at LIU Post (R-FR).....	2012
2.	616	Matt Soltes vs. Shippensburg.....	2015
3.	597	Damian Poalucci at Mansfield.....	1996
4.	552	J. Terwilliger at C.W. Post.....	2005
5.	545	Damian Poalucci vs. Cheyney.....	1996
6.	544	Ray Wagner at Kutztown.....	2011
7.	542	Matt Soltes vs. Bloomsburg.....	2013
		Damian Poalucci at New Haven.....	1996
9.	536	Matt Soltes vs. Lock Haven.....	2013
10.	532	Matt Soltes at Edinboro.....	2014
11.	527	Matt Soltes at Shippensburg.....	2014
12.	512	Damian Poalucci at Bloomsburg.....	1996
		James Franklin vs. SCSU.....	1994
14.	501	J. Terwilliger vs. Bloomsburg (R-FR).....	2003
15.	497	Ray Wagner vs. C.W. Post.....	2011
16.	483	Damian Poalucci vs. SCSU.....	1996
17.	481	Matt Soltes vs. Clarion.....	2013
18.	471	Matt Marshall at Kutztown.....	2009
		J. Terwilliger vs. Bloomsburg.....	2005
20.	467	Matt Soltes at LIU Post.....	2014
21.	463	Matt Soltes at Mercyhurst (R-FR).....	2012
22.	461	Matt Soltes vs. Gannon.....	2015
23.	459	J. Terwilliger vs. SCSU (NCAA).....	2005
24.	445	Matt Soltes vs. Edinboro.....	2015
25.	439	J. Terwilliger vs. California.....	2006
26.	435	Matt Soltes at Cheyney.....	2015
		Tim Roken at Clarion.....	2008
		Damian Poalucci vs. AIC.....	1995
29.	429	Matt Soltes at Lock Haven.....	2015
30.	426	Matt Marshall vs. Kutztown.....	2010
		Jeremy Palm vs. Edinboro.....	2002
32.	424	Tim Roken vs. Shippensburg.....	2008
33.	422	J. Terwilliger vs. Millersville.....	2004
34.	421	J. Terwilliger vs. Mansfield (R-FR).....	2003
		James Franklin at Bloomsburg.....	1994
36.	420	J. Terwilliger vs. Edinboro (NCAA).....	2004
		Andy Baranek at Millersville.....	1982
38.	419	Matt Soltes at Cheyney.....	2013
		J. Terwilliger vs. C.W. Post (NCAA).....	2005
40.	412	Damian Poalucci at Elon.....	1997
41.	409	J. Terwilliger vs. Cheyney.....	2004
42.	408	J. Terwilliger vs. West Chester.....	2004
43.	401	Bret Comp vs. Shippensburg (NCAA).....	1991

400 Yard Games, Career

14	Matt Soltes.....	2012-15
11	Jimmy Terwilliger.....	2003-06
7	Damian Poalucci.....	1994-97
2	Wagner, Marshall, Roken, Franklin	
1	Palm, Comp, Baranek	

300 Yard Games, Career

29	Jimmy Terwilliger.....	2003-06
24	Matt Soltes.....	2012-15
13	Damian Poalucci.....	1994-97
8	Matt Marshall.....	2007-10
	James Franklin.....	1991-94
6	Ray Wagner.....	2008-11
5	Jeremy Palm.....	1998-02
4	Tim Roken.....	2007-08
	Andy Baranek.....	1982-84
3	Bret Comp.....	1989-92

300 Yard Games, Season

9	Jimmy Terwilliger.....	2004, 2005
7	Damian Poalucci.....	1996
6	Matt Soltes.....	2012 (R-FR), 2013, 2014, 2015
	Ray Wagner (2011), Jimmy Terwilliger (2006)	

300 Yard Games, Consecutive

8	Jimmy Terwilliger.....	2004-05
5	Matt Soltes.....	2014
(4)	Matt Soltes (R-FR).....	2012

Single Season (2,500 yds)

1.	4,960	Jimmy Terwilliger.....	2005
2.	4,292	Jimmy Terwilliger.....	2004
3.	4,110	Matt Soltes.....	2015
4.	3,883	Damian Poalucci.....	1996
5.	3,716	Matt Soltes.....	2013
6.	3,470	Jimmy Terwilliger.....	2006
7.	3,377	Ray Wagner.....	2011
8.	3,342	Jimmy Terwilliger (R-FR).....	2003
9.	3,251	Matt Marshall.....	2009
10.	3,158	Matt Soltes (R-FR).....	2012
11.	3,129	James Franklin.....	1994
12.	3,054	Matt Soltes.....	2014
13.	2,815	Matt Marshall.....	2010
14.	2,635	Damian Poalucci.....	1997

Season - Per Game

1.	388.3	Damian Poalucci.....	1996
2.	381.8	Matt Soltes.....	2014
3.	373.6	Matt Soltes.....	2015
4.	357.6	Jimmy Terwilliger.....	2004
5.	354.3	Jimmy Terwilliger.....	2005
6.	337.8	Matt Soltes.....	2013
7.	315.8	Matt Soltes (R-FR).....	2012
8.	315.5	Jimmy Terwilliger.....	2006
9.	312.9	James Franklin.....	1994
10.	307.0	Ray Wagner.....	2011
11.	303.8	Jimmy Terwilliger (R-FR).....	2003
12.	270.9	Matt Marshall.....	2009
13.	269.0	Tim Roken.....	2007
14.	265.9	Bill Dukett.....	1969

Career

1.	16,064	Jimmy Terwilliger.....	2003-06
2.	14,038	Matt Soltes.....	2012-15
3.	8,569	Damian Poalucci.....	1994-97
4.	7,057	Matt Marshall.....	2007-10
5.	6,854	Jeremy Palm.....	1998-02
6.	6,774	Bret Comp.....	1989-92
7.	5,764	James Franklin.....	1991-94
8.	5,302	Bill Dukett.....	1967-69
9.	5,228	Andy Baranek.....	1982-84
10.	4,268	Mike Terwilliger.....	1974-77

Career - Per Game

1.	351.0	Matt Soltes.....	2012-15
2.	334.7	Jimmy Terwilliger.....	2003-06

300 Passing Yards, 100 Rushing Yards

314 - 115	Matt Soltes at Lock Haven.....	2015
416 - 111	Matt Soltes at Shippensburg.....	2014
535 - 131	Matt Soltes at LIU Post (R-FR).....	2012
344 - 115	J. Terwilliger vs. SCSU (NCAA).....	2005
319 - 101	J. Terwilliger vs. Edinboro (NCAA).....	2004
376 - 125	J. Terwilliger vs. Bloom (R-FR).....	2003
362 - 150	James Franklin vs. SCSU.....	1994

Most Offensive Plays

Single Game (Plays, Yards)

78	616	Matt Soltes vs. Shippensburg.....	2015
72	333	James Franklin vs. Millersville.....	1994
71	542	Damian Poalucci at New Haven.....	1996
	512	James Franklin vs. SCSU.....	1994
68	376	Matt Soltes at Shippensburg.....	2013
67	527	Matt Soltes at Shippensburg.....	2014
66	426	Matt Marshall vs. Kutztown.....	2010

Total Plays - Single Season

1.	564	Matt Soltes.....	2015
2.	551	Jimmy Terwilliger.....	2005
3.	546	James Franklin.....	1994
4.	505	Damian Poalucci.....	1996

Season - Per Game

1.	54.6	James Franklin.....	1994
2.	51.3	Matt Soltes.....	2015
3.	50.5	Damian Poalucci.....	1996

CAREER TOTAL OFFENSE

Year	Plays	Pass Yds	Rush Yds	Total
1. Jimmy Terwilliger				
2003	441	2,987	355	3,342
2004	459	3,826	466	4,292
2005	551	4,571	389	4,960
2006	451	2,966	504	3,470
Totals	1,902	14,350	1,714	16,064

2. Matt Soltes

2012	377	2,622	536	3,158
2013	447	3,244	472	3,716
2014	376	2,778	276	3,054
2015	564	3,900	210	4,110
Totals	1,764	12,544	1,494	14,038

3. Damian Poalucci

1994	15	51	-10	41
1995	398	2,041	-31	2,010
1996	505	3,831	112	3,883
1997	447	2,731	-96	2,635
Totals	1,365	8,654	-85	8,569

4. Matt Marshall

2007	4	15	-4	11
2008	117	937	43	980
2009	471	2,938	313	3,251
2010	441	2,513	302	2,815
Totals	1,033	6,403	654	7,057

5. Jeremy Palm

1998	23	41	28	69
1999	236	1,402	9	1,411
2000	186	824	151	975
2001	329	1,924	94	2,018
2002	342	2,200	181	2,381
Totals	1,116	6,391	463	6,854

6. Bret Comp

1989	94	401	25	426
1990	309	1,860	-57	1,803
1991	409	2,434	16	2,450
1992	418	1,966	129	2,095
Totals	1,230	6,661	113	6,774

7. James Franklin

1991	38	145	69	214
1992	24	44	70	114
1993	388	1,912	395	2,307
1994	546	2,586	543	3,129
Totals	996	4,687	1,077	5,764

8. Bill Dukett

1967	234	1,302	-12	1,290
1968	303	1,811	74	1,885
1969	324	2,084	43	2,127
Totals	861	5,197	105	5,302

9. Andy Baranek

1982	389	2,067	-42	2,025
1983	215	1,171	-39	1,132
1984	361	2,295	-224	2,071
Totals	905	5,553	-305	5,228

10. Mike Terwilliger

1974	132	531	75	606
1975	248	1,233	198	1,431
1976	234	1,185	136	1,321
1977	197	850	60	910
Totals	811	3,799	469	4,268

PASSING RECORDS

Yards

Single Game (10 QB's with 400+ yard game)

1.	616	Damian Poalucci at Mansfield . . .	1996
2.	594	Matt Soltes vs. Shippensburg . . .	2015
3.	546	Jimmy Terwilliger at C.W. Post . . .	2005
4.	535	Matt Soltes at LIU Post (R-FR) . . .	2012
5.	527	Damian Poalucci at New Haven . . .	1996
6.	522	Ray Wagner at Kutztown	2011
7.	503	Ray Wagner vs. C.W. Post	2011
8.	502	Matt Soltes at Edinboro	2014
9.	494	Damian Poalucci vs. Cheyney	1996
10.	493	Damian Poalucci at Bloomsburg . . .	1996
11.	476	Matt Soltes vs. Bloomsburg	2013
12.	472	Damian Poalucci vs. SCSU	1996
13.	462	Matt Soltes vs. Lock Haven	2013
14.	452	Andy Baranek at Millersville	1982
15.	444	Matt Soltes vs. Clarion	2013
16.	438	Matt Soltes vs. Edinboro	2015
17.	435	Matt Soltes vs. Gannon	2015
18.	432	Bill Dukett vs. Edinboro	1968
19.	430	Matt Marshall at Kutztown	2009
20.	429	Damian Poalucci vs. AIC	1995
21.	427	Bret Comp vs. Ship (NCAA)	1991
22.	420	Tim Roken at Clarion	2008
23.	419	Matt Soltes at Cheyney	2015
24.	416	Matt Soltes at Shippensburg	2014
25.	414	Tim Roken vs. Shippensburg	2008
26.	412	Jimmy Terwilliger at Bloomsburg . .	2006
27.	406	Damian Poalucci at Elon	1997
28.	405	Will Burch at Bloomsburg	1998

Quarter (since 2002)

250	2nd	Jimmy Terwilliger vs. Cheyney . . .	2004
237	2nd	Ray Wagner vs. C.W. Post	2011
233	2nd	Matt Soltes vs. Lock Haven	2013
230	3rd	Jimmy Terwilliger at C.W. Post . . .	2005
[1st Quarter]			
181		Tim Roken at Clarion	2008
[4th Quarter]			
187		J. Terwilliger vs. Bloomsburg	2003

Half (all-time)

375	1st	Ray Wagner vs. Pace	2011
357	1st	Matt Soltes vs. Clarion	2013
355	2nd	Damian Poalucci at Mansfield . . .	1996
353	1st	Ray Wagner vs. C.W. Post	2011
353	1st	Jimmy Terwilliger vs. Cheyney . . .	2004

Consecutive Games

1,110	Poalluci (494 Cheyney, 616 Mansfield) . .	1996
-------	---	------

3 Games

1,422	Wagner (397 - 522 - 503)	2011
-------	------------------------------------	------

4 Games

1,753	Poalucci (494 - 616 - 150 - 493)	1996
-------	--	------

5 Games

2,010	Poalucci (305 - 368 - 227 - 494 - 616) . . .	1996
-------	--	------

2 Players with 100+ Yards Passing, Game

Moser (118), DiGiorgio (115) vs. Millersville, 2017
 DiGiorgio (347), Campbell (121) . . . vs. Lock Haven, 2016
 Daniels (131), Soltes (114) vs. Shippensburg, 2012
 Daniels (182), Wagner (172) vs. Millersville, 2011
 Marshall (258), Roken (150) at Millersville, 2008
 Terwilliger (195), DeLuise (104) vs. Cheyney, 2004
 Taylor (150), Comp (113) at Kutztown, 1989

Single Season (2,500 yds)

1.	4,571	Jimmy Terwilliger	2005
2.	3,900	Matt Soltes	2015
3.	3,831	Damian Poalucci	1996
4.	3,826	Jimmy Terwilliger	2004
5.	3,244	Matt Soltes	2013
6.	3,226	Ray Wagner	2011
7.	2,987	Jimmy Terwilliger (R-FR)	2003
8.	2,966	Jimmy Terwilliger	2006
9.	2,938	Matt Marshall	2009
10.	2,778	Matt Soltes	2014
11.	2,731	Damian Poalucci	1997
12.	2,622	Matt Soltes (R-FR)	2012
13.	2,586	James Franklin	1994
14.	2,513	Matt Marshall	2010

Career

1.	14,350	Jimmy Terwilliger	2003-06
2.	12,544	Matt Soltes	2012-15
3.	8,654	Damian Poalucci	1994-97
4.	6,661	Bret Comp	1989-92
5.	6,403	Matt Marshall	2007-10
6.	6,391	Jeremy Palm	1998-02
7.	5,533	Andy Baranek	1982-84
8.	5,197	Bill Dukett	1967-69
9.	4,687	James Franklin	1991-94
10.	3,933	Tim Roken	2007-08

Season - per game (250+)

1.	383.1	Damian Poalucci	1996
2.	354.5	Matt Soltes	2015
3.	347.2	Matt Soltes	2014
4.	326.5	Jimmy Terwilliger	2005
5.	318.8	Jimmy Terwilliger	2004
6.	294.1	Matt Soltes	2013
7.	293.3	Ray Wagner	2011
8.	273.1	Damian Poalucci	1997
9.	271.5	Jimmy Terwilliger (R-FR)	2003
10.	269.6	Jimmy Terwilliger	2006
11.	266.2	Matt Soltes (R-FR)	2012
12.	258.6	James Franklin	1994

Freshman Records

Passing Yards, Game

1.	535	Matt Soltes at LIU Post	2012
2.	394	Matt Soltes at Mercyhurst	2012
3.	380	J. Terwilliger vs. Mansfield	2003
4.	376	J. Terwilliger vs. Bloomsburg	2003
5.	366	J. Terwilliger vs. West Chester . . .	2003

Passing Yards, Season

1.	2,987	Jimmy Terwilliger	2003
2.	2,622	Matt Soltes	2012
3.	1,299	Ben Moser	2017
4.	531	Mike Terwilliger	1974
5.	401	Bret Comp	1989

Passing Yards, First Career Start (since 1974)

429	Damian Poalucci vs. AIC (25-39, 4 TD)	1995
375	Ray Wagner vs. Pace (13-20, 6 TD)	2011
314	Matt Marshall vs. Cheyney (17-26, 3 TD)	2008
281	Will Burch vs. West Chester (15-28, 2 TD) . . .	1998
260	Tim Roken at Lock Haven (17-31, 4 TD)	2007
256	*Matt Soltes at Clarion (17-32, 1 TD)	2012
251	*J. Terwilliger vs. Lenoir-Rhyne (14-18, 4 TD) .	2003
247	Tim DiGiorgio at Bloomsburg (22-39, 1 TD) . .	2016
234	James Franklin at Kutztown (15-25, 3 TD) . .	1993
220	Charlie Diskin vs. Montclair (19-26, 1 TD) . .	1983

* Redshirt Freshman

500 Yards Passing

Consecutive

2	Ray Wagner	2011
---	----------------------	------

Single Season

2	Ray Wagner	2011
	Damian Poalucci	1996

Career

3	Matt Soltes	2012-15
2	Ray Wagner	2008-11
	Damian Poalucci	1994-97
1	Jimmy Terwilliger	2003-06

400 Yards Passing

Consecutive

2	Matt Soltes	2015
	Ray Wagner (both 500+)	2011
	Tim Roken	2008
	Damian Poalucci	(2x) 1996

Single Season

5	Damian Poalucci	1996
4	Matt Soltes	2015
3	Matt Soltes	2013

Career

10	Matt Soltes	2012-15
7	Damian Poalucci	1994-97
2	Ray Wagner	2008-11
	Tim Roken	2007-08
	Jimmy Terwilliger	2003-06

300 Yards Passing

Consecutive

8	Jimmy Terwilliger	2004-05
6	Matt Soltes	2015
3	Matt Soltes	2013
	Ray Wagner	2011
	Jimmy Terwilliger (R-FR 2003)	2003, 2005

Single Season

9	Jimmy Terwilliger	2004, 2005
8	Matt Soltes	2015
7	Damian Poalucci	1996
5	Matt Soltes	2013
	Ray Wagner	2011
	Damian Poalucci	1997

Career

26	Jimmy Terwilliger	2003-06
22	Matt Soltes	2012-15
14	Damian Poalucci	1994-97
8	Matt Marshall	2007-10
5	Ray Wagner	2008-11
	Jeremy Palm	1998-02
4	Tim Roken	2007-08
	James Franklin	1991-94
	Bret Comp	1989-92
	Andy Baranek	1982-84

PASSING RECORDS

Touchdown Passes

Single Game (33 games with 5+ by 9 QB's)

1.	9	Matt Soltes vs. Shippensburg	2015
		Jimmy Terwilliger at C.W. Post	2005
3.	8	Jimmy Terwilliger vs. Kutztown	2006
4.	7	Matt Soltes at Cheyney	2015
		Damian Poalucci (3x)	1996
		(vs. Mansfield, vs. Cheyney, vs. SCSU)	
8.	6	Matt Soltes at Edinboro	2014
		Matt Soltes vs. Millersville	2013
		Ray Wagner vs. Pace	2011
		Damian Poalucci vs. New Haven	1996
12.	5	Matt Soltes	9 times
		Matt Marshall at Pace	2010
		Tim Roken at Clarion	2008
		Jimmy Terwilliger	6 times
		Jeremy Palm	2 times
		Will Burch vs. Bloomsburg	1998
		Damian Poalucci vs. Bloomsburg	1996
		Steve Mummaw vs. Kutztown	1970

Single Game, Freshman

1.	5	Soltes (at LIU Post, at Mercyhurst)	2012
		J. Terwilliger vs. Mansfield	2003

Quarter

1.	4	Ray Wagner vs. Pace (2nd)	2011
		J. Terwilliger at C.W. Post (3rd)	2005
		J. Terwilliger vs. Cheyney (2nd)	2004
		D. Poalucci vs. Cheyney (3rd)	1996

Half

1.	6	Ray Wagner vs. Pace (1st)	2011
2.	5	Matt Soltes at Cheyney (1st)	2015
		Matt Soltes vs. Millersville (1st)	2015
		Matt Soltes vs. Cheyney (1st)	2014
		Matt Soltes vs. Millersville (1st)	2013
		J. Terwilliger vs. Kutztown (1st)	2006
		J. Terwilliger at Bentley (1st)	2005
		J. Terwilliger at C.W. Post (2nd)	2005
		Jeremy Palm vs. Cheyney (1st)	2001

2 Players with 2+ TD Passes, Game

T. DiGiorgio (3), B. Campbell (2) . . vs. Lock Haven, 2016
M. Marshall (2), T. Roken (2) at Millersville, 2008
J. Terwilliger (2), J. DeLuise (2) . . . at Mansfield, 2006
A. Baranek (2), R. Gentilella (2) . . . vs. Mansfield, 1983

3 Players with TD Pass, Game

DiGiorgio (1), Campbell (1), Healy (1) vs. Cheyney, 2016
Marshall (2), Roken (2), Shuman (1) at Millersville, 2008

Single Season

1.	50	Jimmy Terwilliger	2005
2.	41	Matt Soltes	2015
3.	40	Damian Poalucci	1996
4.	35	Jimmy Terwilliger	2006
5.	34	Matt Soltes	2013
6.	33	Jimmy Terwilliger	2004
7.	30	Matt Soltes	2014
		Jimmy Terwilliger (R-FR)	2003
9.	26	Matt Marshall	2010
		Matt Marshall	2009

Career

1.	148	Jimmy Terwilliger	2003-06
2.	126	Matt Soltes	2012-15
3.	69	Damian Poalucci	1994-97
4.	62	Jeremy Palm	1998-02
5.	61	Matt Marshall	2007-10
6.	50	Bret Comp	1989-92
7.	45	Bill Dukett	1967-69
8.	41	Andy Baranek	1982-84
9.	36	James Franklin	1991-94
10.	33	Mike Terwilliger	1974-77

Consecutive Games with TD Pass

(since 1969)

39	Jimmy Terwilliger	2003-06
23	Matt Marshall	2008-10
18	Matt Soltes	2012-13
14	Bret Comp	1991-92
11	Tim Roken	2007-08

Games with 2+ TD Passes

Consecutive

14	Jimmy Terwilliger	2004-05
9	Matt Marshall	2009-10
	Jimmy Terwilliger	2003-04
6	Jimmy Terwilliger	2005

Single Season

13	Jimmy Terwilliger	2005
11	Jimmy Terwilliger	2004
10	Jimmy Terwilliger (R-FR)	2003

Career

42	Jimmy Terwilliger	2003-06
26	Matt Soltes	2012-15
20	Matt Marshall	2007-10
16	Damian Poalucci	1994-97
	Andy Baranek	1982-84

Consecutive Games with 4+ TD Passes

5	Matt Soltes	2014, 2015
	Jimmy Terwilliger	2005

Games with 5+ TD Passes

Consecutive

5	Matt Soltes	2015
2	Matt Sotes	2014
	Damian Poalucci	(2x) 1996

Career

13	Matt Soltes	2012-15
8	Jimmy Terwilliger	2003-06
5	Damian Poalucci	1994-97

Consecutive Games with 6+ TD Passes

2	Matt Soltes	2015
	Damian Poalucci	(2x) 1996

Consecutive Games with 7+ TD Passes

2	Matt Soltes	2015
	Damian Poalucci	1996

Non-QB with TD Pass

2016	Robert Healy vs. Cheyney (also ran for 3 TD)	(6 yds to Tommy House)
2015	Jon Schnaars at West Chester (also caught TD)	(66 yds to Joe Welk)
2008	Sam Shuman at Millersville	(16 yds to Drew Stem)
1991	Doug Leonzi vs. Mansfield	(23 yds to Bret Comp)
1988	Rick Sterner vs. Kutztown	(43 yds to Dennis Mailhot)
1985	Mike Augustin at Edinboro	(17 yds to Dave Kelliher)
1984	Ernie Siegrist vs. Kutztown	(57 yds to Tim Bishop)
1982	Dell Walker vs. C.W. Post (also ran for 2 TD)	(49 yds to Bobby Manez)
1978	Jim Villani at Clarion (PSAC)	(32 yds to Bill Seidel)
1977	Frank Bell vs. Mansfield	(69 yds to Jamie Meier)
1976	Pete Radocha vs. Cortland	(56 yds to Tom Palubinski)
1976	Pete Radocha at Shippensburg	(28 yds to Dennis Gorman)
1975	Pete Radocha vs. Montclair (also ran for TD)	(10 yds to Grey Seamans)
1975	Pete Radocha vs. Mansfield (also ran, caught TD)	(12 yds to Tom Palubinski)

Throw, Catch, Run for TD

1975	Pete Radocha vs. Mansfield	12 yd pass to Tom Palubinski
		10 yd catch from Mike Terwilliger
		2 yd run

Punter Completed Pass (longest plays)

76	Michael Kramer to Marc Newell . at New Haven, 1996
31	Joey Pingitore vs. Bloomsburg, 1982
30	Ed Detwiler vs. SCSU, 1990
30	Bob Boyd to Steve Reese at Millersville, 1974

Kicker Completed Pass

2	J.D. Stern vs. Millersville, 1999
14	Ed Detwiler vs. Buffalo, 1991
17	Mike Augustin to Dave Kelliher (TD) . at Edinboro, 1985

QB Caught Pass

15	Tim Roken from Brant Quick vs. IUP, 2007
3	Jeremy Palm from John Jeffries . vs. Kutztown, 2002
23	Bret Comp from Doug Leonzi (TD) . vs. Mansfield, 1992
7	Andy Baranek from Dell Walker . . . at Cheyney, 1983
26	Brian Marshall from Sam Granteed . at Bloomsburg, 1981
9	Joe Swiderek from Dell Walker . at Bloomsburg, 1981

PASSING RECORDS

Passing Efficiency

Single Game (min. 10 attempts)

1.	321.5	Ray Wagner vs. Pace	2011
2.	294.6	Barry Kennedy at Clarion (PSAC)	1978
3.	286.1	Jimmy Terwilliger at C.W. Post	2005
4.	278.7	Matt Soltes vs. Cheyney	2014
5.	270.9	Jeremy Palm vs. Cheyney	2001
6.	268.2	Terwilliger vs. Lenoir-Rhyne (R-FR)*	2003
(* 1st career game)			

Single Season

1.	186.1	Jimmy Terwilliger	2005
2.	174.1	Jimmy Terwilliger	2004
3.	167.1	Matt Soltes	2013
4.	165.5	Matt Soltes	2014
5.	165.5	Jimmy Terwilliger	2006
6.	163.3	Damian Poalucci	1996
7.	157.5	Matt Soltes (R-FR)	2012
8.	153.6	Jimmy Terwilliger (R-FR)	2003
9.	150.3	Matt Marshall	2009
10.	147.7	Matt Soltes	2015

Career

1.	170.7	Jimmy Terwilliger	2003-06
2.	158.2	Matt Soltes	2012-15
3.	146.8	Matt Marshall	2007-10
4.	132.8	Damian Poalucci	1994-97
5.	128.6	Tim Roken	2007-08
6.	128.4	Ray Wagner	2008-11
7.	124.1	Bill Dukett	1967-69
8.	121.8	Andy Baranek	1982-84
9.	118.5	Bruce Campbell	2014-16
10.	115.6	Bret Comp	1989-92
11.	110.9	Mike Terwilliger	1974-77

Completion Percentage

Single Game (min. 15 completions)

85.3	Matt Soltes vs. Clarion (29-34)	2013
81.1	Soltes vs. West Chester (30-37) (R-FR)	2012
81.0	Tom Taylor at SCSU (17-21)	1989
79.3	Matt Marshall vs. Clarion (23-29)	2009
77.8	J. Terwilliger vs. Bloom (28-36) (R-FR)	2003
77.8	Andy Baranek at West Chester (21-27)	1984

Most Passes without Incompletion, Game

6-6	Joe DeLuise at Mansfield	2006
-----	------------------------------------	------

Single Season (60%)

1.	64.2	Jimmy Terwilliger (222-346)	2006
2.	61.8	Jimmy Terwilliger (262-424)	2005
3.	61.7	Andy Baranek (179-290)	1984
4.	61.3	Jimmy Terwilliger (222-362)	2004
5.	61.1	Matt Marshall (214-350)	2010
6.	60.9	Matt Soltes (171-281) (R-FR)	2012
7.	60.4	Matt Soltes (212-351)	2013
	60.4	Matt Marshall (206-341)	2009
9.	60.0	Matt Soltes (180-300)	2014

Career (50%)

1.	61.2	Jimmy Terwilliger (906-1,481)	2003-06
2.	60.3	Matt Marshall (471-781)	2007-10
3.	59.2	Matt Soltes (840-1,418)	2012-15
4.	55.5	Andy Baranek (429-773)	1982-84
5.	53.5	Steve Mummaw (260-486)	1969-71
6.	53.4	Ray Wagner (245-459)	2008-11
7.	53.2	Bill Dukett (390-733)	1967-69
8.	52.9	Tim Roken (281-531)	2007-08
9.	52.1	Damian Poalucci (556-1,067)	1994-97
10.	51.6	Charlie Diskin (178-345)	1983-85
11.	50.7	Bret Comp (485-956)	1989-92

Completions

Single Game

1.	40	Matt Soltes vs. Shippensburg	2015
2.	38	Steve Mummaw at Lafayette	1970
3.	37	Matt Marshall vs. Kutztown	2010
4.	36	Tim DiGiorgio vs. Lock Haven	2016
		Damian Poalucci at New Haven	1996
6.	35	J. Terwilliger at Bloomsburg	2006
7.	34	Matt Soltes vs. Gannon	2015
	34	Andy Baranek at Lafayette	1984
9.	33	Matt Soltes at Shippensburg	2014
10.	32	Matt Soltes vs. Bloomsburg	2013
11.	31	Matt Soltes at Edinboro	2014
		Tim Roken vs. Shippensburg	2008
13.	30	M. Soltes vs. West Chester (R-FR)	2012
		Ray Wagner at Kutztown	2011
		Matt Marshall vs. West Chester	2010
		Damian Poalucci at Bloomsburg	1996

Single Season

1.	277	Matt Soltes	2015
2.	262	Jimmy Terwilliger	2005
3.	222	Jimmy Terwilliger	2006
		Jimmy Terwilliger	2004
5.	214	Matt Marshall	2010
		Damian Poalucci	1996
7.	212	Matt Soltes	2013
8.	211	Ray Wagner	2011
9.	206	Matt Marshall	2009
10.	200	Jimmy Terwilliger (R-FR)	2003

Career

1.	906	Jimmy Terwilliger	2003-06
2.	840	Matt Soltes	2012-15
3.	556	Damian Poalucci	1994-97
4.	485	Bret Comp	1989-92
5.	471	Matt Marshall	2007-10
6.	429	Andy Baranek	1982-84
7.	426	Jeremy Palm	1998-02
8.	390	Bill Dukett	1967-69
9.	322	James Franklin	1991-94
10.	281	Tim Roken	2007-08

Attempts

Single Game

1.	70	Matt Soltes vs. Shippensburg	2015
2.	60	Tim DiGiorgio vs. Lock Haven	2016
3.	59	Tim Roken vs. Shippensburg	2008
4.	58	Damian Poalucci at New Haven	1996
5.	57	Matt Marshall vs. Kutztown	2010
		Jeremy Palm vs. Millersville	1999
		Steve Mummaw at Lafayette	1970
		Matt Soltes at Shippensburg	2014
8.	54	Matt Soltes vs. Gannon	2015
9.	53	Ray Wagner vs. Bloomsburg	2011
10.	52	Damian Poalucci at Bloomsburg	1996
12.	51	Bruce Campbell vs. West Chester	2014
		Ray Wagner at IUP	2011
		J. Terwilliger vs. WC (R-FR)	2003
		James Franklin vs. Millersville	1994
		Andy Baranek at Bloomsburg	1984
17.	50	Ray Wagner at Kutztown	2011

2 Players with 20+ Attempts

Nate Daniels (9-20-131), Matt Soltes (8-20-114)	
vs. Shippensburg, 2012	
Charlie Diskin (11-20-112), Andy Baranek (3-22-51)	
at Lehigh, 1983	

4 Players with 5+ Attempts

Will Burch (3-7-16), Drew Baumgardner (2-6-47),	
Geoff Brobst (2-6-20), Jeremy Palm (0-5-0)	
at New Hampshire, 1998	

Single Season

1.	486	Matt Soltes	2015
2.	424	Jimmy Terwilliger	2005
3.	396	Ray Wagner	2011
4.	393	Damian Poalucci	1996
5.	364	James Franklin	1994
6.	362	Jimmy Terwilliger	2004
7.	351	Matt Soltes	2013
	351	Damian Poalucci	1997
9.	350	Matt Marshall	2010
10.	349	Jimmy Terwilliger (R-FR)	2003

Career

1.	1,481	Jimmy Terwilliger	2003-06
2.	1,418	Matt Soltes	2012-15
3.	1,067	Damian Poalucci	1994-97
4.	956	Bret Comp	1989-92
5.	913	Jeremy Palm	1998-02
6.	781	Matt Marshall	2007-10
7.	773	Andy Baranek	1982-84
8.	733	Bill Dukett	1967-69
9.	663	James Franklin	1991-94
10.	534	Mike Terwilliger	1974-77

Most Passes without an Interception, Game

37-57	Matt Marshall vs. Kutztown	2010
21-49	Jeremy Palm vs. Edinboro	2002
23-48	Matt Soltes at Kutztown	2015
24-47	J. Terwilliger at Grand Valley (NCAA)	2005
31-45	Matt Soltes at Edinboro	2014

Consecutive Passes without an Interception

211	Matt Soltes	2013
170	Jimmy Terwilliger	2005-06
137	Matt Soltes	2015
136	Jimmy Terwilliger (R-FR)	2003
121	Damian Poalucci	1997
119	Jeremy Palm	2001-02

300-YARD PASSING GAMES (SINCE 1974)

2016		
Yds.	Player, Opponent	C-A, TD-Int
309	Bruce Campbell vs. IUP	23-38, 3-2
347	Tim DiGiorgio vs. Lock Haven	36-60, 3-2
2015		
347	Matt Soltes vs. LIU Post	21-44, 0-1
438	Matt Soltes vs. Edinboro	21-31, 5-1
314	Matt Soltes at Lock Haven	25-46, 5-1
594	Matt Soltes vs. Shippensburg	40-70, 9-2
419	Matt Soltes at Cheyney	28-37, 7-0
306	Matt Soltes vs. Millersville	22-36, 5-0
322	Matt Soltes at Kutztown	23-48, 1-0
435	Matt Soltes vs. Gannon	34-53, 5-1
2014		
384	Matt Soltes at LIU Post	19-34, 4-1
502	Matt Soltes at Edinboro	31-45, 6-0
301	Matt Soltes vs. Lock Haven	21-32, 4-2
416	Matt Soltes at Shippensburg	33-54, 4-1
354	Matt Soltes at Millersville	24-39, 5-1
375	Bruce Campbell at Gannon	22-36, 2-1
2013		
387	Matt Soltes at Cheyney	19-33, 3-0
444	Matt Soltes vs. Clarion	29-34, 4-0
476	Matt Soltes vs. Bloomsburg	32-48, 5-2
305	Matt Soltes at Kutztown	23-36, 3-0
462	Matt Soltes vs. Lock Haven	18-28, 4-0
2012		
355	Nate Daniels vs. Lock Haven	17-26, 4-0
366	Matt Soltes vs. W. Chester (R-FR)	30-37, 3-1
363	Matt Soltes vs. Kutztown (R-FR)	28-40, 3-0
535	Matt Soltes at LIU Post (R-FR)	26-42, 5-3
394	Matt Soltes at Mercyhurst	24-42, 5-3
2011		
375	Ray Wagner vs. Pace	13-20, 6-0
323	Ray Wagner at IUP	26-51, 0-2
397	Ray Wagner vs. Bloomsburg	27-52, 2-2
522	Ray Wagner at Kutztown	30-50, 2-3
503	Ray Wagner vs. C.W. Post	24-40, 3-5
2010		
337	Matt Marshall at Pace	22-33, 5-1
302	Matt Marshall vs. West Chester	30-44, 3-2
382	Matt Marshall vs. Kutztown	37-57, 4-0
2009		
316	Matt Marshall vs. Clarion	23-29, 3-1
430	Matt Marshall at Kutztown	29-42, 2-1
301	Matt Marshall vs. Edinboro (NCAA)	15-26, 2-1
2008		
420	Tim Roken at Clarion	24-33, 5-0
414	Tim Roken vs. Shippensburg	31-59, 1-4
314	Matt Marshall vs. Cheyney	17-26, 3-1
343	Tim Roken at C.W. Post	19-30, 2-1
365	Matt Marshall at Slippery Rock	22-38, 4-2
2007		
312	Tim Roken at Kutztown	25-43, 2-1
2006		
343	Jimmy Terwilliger vs. Lock Haven	17-26, 5-0
389	Jimmy Terwilliger vs. California	29-43, 4-3
412	Jimmy Terwilliger at Bloomsburg	35-48, 5-1
327	Jimmy Terwilliger vs. Kutztown	18-27, 8-0
2005		
325	Jimmy Terwilliger at Bentley	18-28, 5-1
317	Jimmy Terwilliger vs. Edinboro	14-32, 2-1
546	Jimmy Terwilliger at C.W. Post	20-32, 9-2
396	Jimmy Terwilliger vs. Bloomsburg	26-46, 1-2
347	Jimmy Terwilliger at Clarion	15-20, 2-1
343	Jimmy Terwilliger at Cheyney	19-27, 4-0
334	Jimmy Terwilliger vs. Mansfield	14-23, 4-0
344	Jimmy Terwilliger vs. SCSU (NCAA)	20-28, 4-0
384	Jimmy Terwilliger vs. C.W. Post (NCAA)	19-25, 5-0

2004	
342	Jimmy Terwilliger at Lenoir-Rhyne
371	Jimmy Terwilliger at Edinboro
394	Jimmy Terwilliger vs. Millersville
328	Jimmy Terwilliger at Bloomsburg
328	Jimmy Terwilliger vs. W. Chester
395	Jimmy Terwilliger vs. Cheyney
373	Jimmy Terwilliger at Mansfield
319	Jimmy Terwilliger vs. Edinboro (NCAA)
309	Jimmy Terwilliger vs. W. Chester (NCAA)
2003	
376	Jimmy Terwilliger vs. Bloomsburg (R-FR)
380	Jimmy Terwilliger vs. Mansfield (R-FR)
366	Jimmy Terwilliger vs. W. Chester (R-FR)
300	Jimmy Terwilliger at Millersville (R-FR)
2002	
368	Jeremy Palm vs. Shepherd
379	Jeremy Palm vs. Edinboro
329	Jeremy Palm at Shippensburg
1999	
386	Jeremy Palm vs. Millersville
361	Jeremy Palm at Mansfield
1998	
405	Will Burch at Bloomsburg
364	Will Burch at Millersville
1997	
406	Damian Poalucci at Elon
306	Damian Poalucci vs. Slippery Rock
390	Damian Poalucci vs. West Chester
313	Damian Poalucci at IUP
321	Damian Poalucci vs. Bloomsburg
1996	
527	Damian Poalucci at New Haven
472	Damian Poalucci vs. SCSU
305	Damian Poalucci vs. Kutztown
368	Damian Poalucci vs. West Chester
494	Damian Poalucci vs. Cheyney
616	Damian Poalucci at Mansfield
493	Damian Poalucci at Bloomsburg
1995	
429	Damian Poalucci vs. AIC
349	Damian Poalucci vs. Bloomsburg
1994	
362	James Franklin vs. SCSU
371	James Franklin at West Chester
334	James Franklin at Bloomsburg
1993	
329	James Franklin vs. AIC
1992	
363	Bret Comp at AIC
1991	
314	Bret Comp at Shippensburg
427	Bret Comp vs. Shippensburg (NCAA)
1990	
339	Bret Comp vs. Kutztown
1985	
356	Ray Gentilella vs. Mansfield
1984	
397	Andy Baranek at West Chester
395	Andy Baranek at Lafayette
1982	
452	Andy Baranek at Millersville

300-Yard Passer, 100-Yard Rusher	
2016	vs. IUP (Campbell 309, Robert Healy 157)
2015	at Lock Haven (Soltes 314 + 115)
2014	vs. Lock Haven (Soltes 301, Robert Healy 117) at Shippensburg (Soltes 416 + 111) at Millersville (Soltes 354, Robert Healy 117) at Gannon (Campbell 375, Robert Healy 112)
2013	vs. Clarion (Soltes 444, Robert Healy 132) at Kutztown (Soltes 305, Robert Healy 146) at LIU Post (Soltes 535 + 131)
2011	vs. Pace (Wagner 375, Kendrick Williams 101)
2007	at Kutztown (Roken 312, Joe Partridge 105)
2006	vs. Kutztown (Terwilliger 327, Matt Brunetti 106)
2005	at Clarion (Terwilliger 347, Derek Lucas 157) vs. SCSU (NCAA) (Terwilliger 344 + 115, Derek Lucas 218) vs. CWP (NCAA) (Terwilliger 384, Derek Lucas 103)
2004	vs. Millersville (Terwilliger 394, Derek Lucas 158) at Mansfield (Terwilliger 373, Maurice Stallings 130) vs. Edinboro (NCAA) (Terwilliger 319 + 101)
2003	vs. Bloomsburg (Terwilliger 376 + 125) at Millersville (Terwilliger 300, Greg Vaughn 116)
1997	vs. West Chester (Poalucci 390, Stewart Ford 110) at IUP (Poalucci 313, Stewart Ford 140)
1996	at Bloomsburg (Poalucci 493, Joe Pawloski 117)
1995	vs. AIC (Poalucci 429, Orlando Williams 106)
1994	vs. SCSU (Franklin 362 + 150)
1993	vs. AIC (Franklin 329, Ramon Leak 129)

RECEIVING RECORDS

Yards

Single Game

1.	254	Evan Prall vs. Lock Haven	2006
2.	239	Jordan Hallman vs. C.W. Post	2011
3.	236	Brett Witmer at New Haven	1996
4.	230	Robert Bleiler vs. Lock Haven	2013
	230	John Kotarsky at Mansfield	1999
6.	222	Gerard Wendowski vs. Ship	2015
	222	Jon Schnaars vs. Gannon	2015
8.	221	Jordan Hallman vs. Millersville	2015
9.	218	Jon Schnaars vs. Ship	2015
10.	216	Mike Mancuso at Mansfield	1996
11.	215	Jamie Meier at Bloomsburg	1979
12.	213	Mike Mancuso vs. Cheyney	1996
13.	211	Mike Mancuso at Elon	1997
14.	210	Mike Mancuso vs. SCSU	1996
15.	209	Evan Prall vs. Mansfield	2005
16.	207	Evan Prall at C.W. Post	2005
17.	206	Ed Csencsits vs. Edinboro	1968
18.	202	Brett Witmer at Bloomsburg	1997
19.	200	Jon Schnaars vs. Edinboro	2015

First Career Game

1.	101	Paul Bandholz at SCSU [TE] (FR)	1989
----	-----	---------------------------------	------

Quarter

193	3rd	Mike Mancuso vs. Cheyney	1996
172	2nd	Robert Bleiler vs. Pace	2011

Half

193	2nd	Mike Mancuso vs. Cheyney	1996
191	1st	Jordan Hallman vs. C.W. Post	2011
173	1st	Evan Prall vs. Lock Haven	2006
172	1st	Robert Bleiler vs. Pace	2011

Consecutive Games

460	Hallman (239 CW Post, 221 Millersville)	2011
-----	---	------

3 Games

587	Mancuso (213 - 216 - 158)	1996
-----	-------------------------------------	------

4 Games

672	Prall (254 - 126 - 186 - 106)	2006
-----	---	------

5 Games

781	Prall (254 - 126 - 186 - 106 - 109)	2006
-----	---	------

6 Players with 50+ Yards Receiving

2012	at LIU Post
	(Schnaars 124, Hallman 104, Reed 90, Bleiler 62, Tippet 62, Jones 58)

5 Players with 50+ Yards Receiving

2013	vs. Bloomsburg
	(Bleiler 130, Wendowski 111, Jones 82, Schnaars 60, Healy 53)
2003	vs. Mansfield
	(Schneider 87, Carfagno 84, Jeffries 73, Prall 72, Strenfel 64)
1996	at Mansfield
	(Mancuso 216, Witmer 154, Killian 88, Pollock 73, Pawloski 58)

Single Season

1.	1,766	Evan Prall	2005
2.	1,610	Jon Schnaars	2015
3.	1,388	Tim Strenfel	2004
4.	1,199	Robert Bleiler	2013
5.	1,194	Mike Mancuso	1996
6.	1,189	Tim Strenfel	2005
7.	1,174	Evan Prall	2006
8.	1,040	Brett Witmer	1997
9.	1,010	Jason Killian	1996
10.	981	Mike Mancuso	1997

Career

1.	4,093	Evan Prall	2003-06
2.	3,696	Tim Strenfel	2002-05
3.	3,447	Jon Schnaars	2012-15
4.	2,820	Dusty Reed	2010-12, 14
5.	2,710	Mike Mancuso	1994-97
6.	2,614	Robert Bleiler	2010-13
7.	2,556	Brett Witmer	1994-97
8.	2,425	Anthony Carfagno [RB]	2002-05
9.	2,224	John Kotarsky	1998-01
10.	2,146	Tim Bishop	1982-85
11.	2,109	Ed Kiser	2008-10
12.	2,043	Sam Shuman	2006-09
13.	2,042	Tim Wilson	2012-13, 16-17
13.	1,986	Jordan Hallman	2009-12
14.	1,964	Dennis McWhite	1992-95
15.	1,915	Robert Healy [RB]	2013-16
16.	1,901	Jeff Giglio	2007-10
17.	1,894	Scott Benoit	1980-83
18.	1,829	John Jeffries	2000-03
19.	1,808	Doug Ogden	2005-08
20.	1,730	Ernie Siegrist [TE]	1980-82, 84
21.	1,722	Jason Killian	1993-96
		Dennis Mailhot	1987-90
23.	1,603	Paul Bandholz [TE]	1989-92
24.	1,535	Doug Leonzi	1989-92
25.	1,512	Jake Hlavac	1990-93

Yards Per Game

Single Season

1.	146.4	Jon Schnaars (1,610 in 11)	2015
2.	126.1	Evan Prall (1,766 in 14)	2005
3.	119.4	Mike Mancuso (1,194 in 10)	1996
4.	115.7	Tim Strenfel (1,388 in 12)	2004
5.	110.7	John Kotarsky (775 in 7)	2001
6.	109.0	Robert Bleiler (1,199 in 11)	2013
7.	106.7	Evan Prall (1,174 in 11)	2006
8.	104.0	Brett Witmer (1,040 in 10)	1997
9.	101.0	Jason Killian (1,010 in 10)	1996
10.	98.1	Mike Mancuso (981 in 10)	1997

Career

1.	85.3	Evan Prall	2003-06
2.	82.1	Tim Strenfel	2002-05
3.	80.2	Jon Schnaars	2012-15
4.	70.5	Dusty Reed	2010-12, 14
5.	68.8	Robert Bleiler	2010-13
6.	67.8	Mike Mancuso	1994-97
7.	63.9	Brett Witmer	1994-97

CAREER RECEIVING YARDS

Year	Rec	Yards	Avg	TDs
------	-----	-------	-----	-----

1. Evan Prall

2003	20	321	16.0	3
2004	52	832	16.0	7
2005	88	1,766	20.1	23
2006	76	1,174	15.4	17
Totals	236	4,093	17.3	50

2. Tim Strenfel

2002	15	364	24.3	3
2003	48	755	15.7	6
2004	69	1,388	20.1	11
2005	61	1,189	19.5	14
Totals	193	3,696	19.1	34

3. Jon Schnaars

2012	16	312	19.5	1
2013	51	718	14.1	8
2014	58	807	13.9	14
2015	114	1,610	14.1	22
Total	239	3,447	14.4	45

4. Dusty Reed

2010	31	377	12.2	6
2011	62	929	15.0	7
2012	50	787	15.7	5
2014	40	727	18.2	6
Totals	183	2,820	15.4	24

5. Mike Mancuso

1994	22	305	13.9	1
1995	19	230	12.1	1
1996	56	1,194	21.3	16
1997	56	981	17.5	9
Totals	153	2,710	17.7	27

6. Robert Bleiler

2010	12	147	12.2	0
2011	33	659	20.0	4
2012	37	608	16.4	4
2013	71	1,199	16.9	12
Totals	153	2,613	17.1	20

7. Brett Witmer

1994	22	296	13.5	0
1995	25	329	13.2	1
1996	57	891	15.6	9
1997	63	1,040	16.5	6
Totals	167	2,556	15.3	16

8. Anthony Carfagno

2002	32	484	15.1	5
2003	42	550	13.1	9
2004	45	707	15.7	4
2005	53	684	12.9	9
Totals	172	2,425	14.1	27

9. John Kotarsky

1998	13	161	12.4	0
1999	34	564	16.6	4
2000	45	724	16.1	4
2001	37	775	20.9	9
Totals	129	2,224	17.2	17

10. Tim Bishop

1982	1	14	14.0	0
1983	18	546	34.3	6
1984	52	810	14.5	9
1985	56	776	13.9	3
Totals	127	2,146	16.9	18

RECEIVING RECORDS

Receptions

Single Game

1.	20	Jon Schnaars vs. Shippensburg . . .	2015
2.	16	Jon Schnaars vs. Gannon	2015
3.	14	Jon Schnaars at Shippensburg . . .	2014
		Evan Prall vs. California	2006
		John Kotarsky at Mansfield	1999
		Brett Witmer at Bloomsburg	1997
7.	13	Tim Wilson vs. Lock Haven	2016
		Dusty Reed vs. West Chester	2012
		Brett Witmer at New Haven	1996
		Ed Csencsits vs. Edinboro	1968
10.	12	Jason Klush at Cheyney	1998
		Ken Kopetchny at Bloomsburg	1990
		Scott Benoit at Bloomsburg	1983
		Scott Benoit vs. Mansfield	1983
		Bob Lester at Lafayette [RB]	1970
15.	11	Jon Schnaars at Cheyney	2015
		Dusty Reed vs. Shippensburg	2012
		Ed Kiser at Kutztown	2009
		John Jeffries at Millersville	2003
		Dennis McWhite vs. AIC	1995
		Joe Rovnan vs. Mansfield	1985
		Ernie Siegrist at Millersville [TE] . .	1982
22.	10	Javier Buffalo vs. Lock Haven [FR] .	2016
		Gerard Wendowski vs. Shippensburg	2015
		Jon Schnaars at Kutztown	2015
		Jon Schnaars at West Chester	2015
		Dusty Reed vs. West Chester	2014
		Evan Prall at Millersville	2006
		Sam Shuman at Bloomsburg [R-FR] . .	2006
		Tim Strenfel at Edinboro	2004
		John Kotarsky vs. Millersville	2000
		Brett Witmer vs. Slippery Rock	1997
		Brett Witmer at Mansfield	1996
		Mike Mancuso vs. Millersville	1994
		Doug Leonzi at Shippensburg	1991
		Tim Bishop vs. Kutztown	1985

3 Players with 8+ Receptions, Game

2015	vs. Shippensburg
	Schnaars (20), Wendowski (10), Healy (9)

2 Players with 8+ Receptions, Game

2016	vs. Lock Haven (Wilson 13, Buffalo 10)
2014	at Edinboro (Reed 9, Healy 8)
2013	vs. Clarion (Schnaars 9, Bleiler 8)
2006	at Bloomsburg (Shuman 10, Prall 9)
2004	at Edinboro (Strenfel 10, Prall 8)
1996	at Mansfield (Witmer 10, Mancuso 9)
1994	vs. Millersville (Mancuso 10, McWhite 9)
1991	at Shippensburg (Leonzi 10, Hlavac 8)
1984	at Bloomsburg (Bishop 9, Siegrist 8)
1984	at Lafayette (Siegrist 9, Sobeski 9)
1982	at Millersville (Siegrist 11, Benoit 8)

Most Receptions, 2 Players

30	2015 vs. Shippensburg
	(Schnaars 20, Wendowski 10)
23	2016 vs. Lock Haven
	(Wilson 13, Buffalo 10)
21	2014 at Shippensburg
	(Schnaars 14, Healy 7)

5 Players with 5+ Receptions, Game

2010	vs. Kutztown
	(Kiser 7, Giglio 7, Deery 5, Reed 5, Williams 5)
2008	vs. Shippensburg
	(Ogden 8, Giglio 6, Shuman 6, Kiser 5, Stem 5)

Single Season

1.	114	Jon Schnaars	2015
2.	88	Evan Prall	2005
3.	76	Evan Prall	2006
4.	74	Scott Benoit	1983
5.	71	Robert Bleiler	2013
6.	69	Tim Strenfel	2004
7.	63	Brett Witmer	1997
8.	62	Dusty Reed	2011
	62	Dennis McWhite	1994
10.	61	Tim Strenfel	2005
11.	60	Ernie Siegrist [TE]	1984

Games with 10+ Receptions, Season

1.	5	Jon Schnaars	2015
2.	2	Dusty Reed	2012
		Evan Prall	2006
		Brett Witmer	1996, 1997
		Scott Benoit	1983

Career

1.	239	Jon Schnaars	2012-15
2.	236	Evan Prall	2003-06
3.	193	Tim Strenfel	2002-05
4.	183	Dusty Reed	2010-12, 14
5.	172	Anthony Carfagno [RB]	2002-05
6.	167	Brett Witmer	1994-97
7.	153	Robert Bleiler	2010-13
		Mike Mancuso	1994-97
9.	149	Scott Benoit	1980-83
10.	143	Robert Healy [RB]	2013-16
11.	133	Tim Wilson	2012-13, 16-17
12.	131	Sam Shuman	2006-09
13.	130	John Jeffries	2000-03
		Dennis McWhite	1992-95
15.	129	John Kotarsky	1998-01
16.	127	Tim Bishop	1983-86
17.	124	Ed Kiser	2008-10
18.	122	Ernie Siegrist [TE]	1980-82, 84
19.	117	Jeff Giglio	2007-10
		Doug Ogden	2005-08
21.	113	Paul Bandholz [TE]	1989-92
22.	107	Jake Hlavac	1990-93
23.	105	Jordan Hallman	2009-12
24.	104	Doug Leonzi	1989-92
25.	101	Joe Rovnan	1983-85

Games with 10+ Receptions, Career

1.	6	Jon Schnaars	2012-15
2.	4	Brett Witmer	1994-97
3.	3	Dusty Reed	2010-12, 14

Most Players with Reception, Game

11	2010 at Bloomsburg
	2005 at Bentley
10	2017 vs. Shippensburg
	2012 at Millersville
	2011 at IUP
	2010 at Pace
	2010 vs. Kutztown
	1983 vs. Mansfield

Consecutive Games with Reception

1.	34	Ed Kiser	2008-10
2.	33	Jon Schnaars	2013-15
3.	32	Robert Healy [RB]	2013-16
		Doug Ogden	2005-08
5.	31	Anthony Carfagno [RB]	2003-05
6.	29	Evan Prall	2004-06
7.	28	Tim Wilson	2013, 16-17
8.	27	Tim Strenfel	2002-04
		Joe Rovnan	1983-85
--.	22	Paul Bandholz [TE]	1989-91

Consecutive Games with:

5+ Receptions

12	Jon Schnaars	(all 11 in 2015) 2014-15
7	Robert Bleiler	2013
	Evan Prall	2005

7+ Receptions

10	Jon Schnaars	(last 10) 2015
5	Dusty Reed	2011

8+ Reception

6	Jon Schnaars	2015
3	Dusty Reed	2011

9+ Receptions

6	Jon Schnaars	2015
---	------------------------	------

10+ Receptions

2	Jon Schnaars	(2x) 2015
---	------------------------	-----------

Freshman Records

Receiving Yards, Game

1.	138	Anthony Carfagno vs. Edinboro . . .	2002
2.	126	Tim Strenfel at Shippensburg . . .	2002
3.	124	Jon Schnaars at LIU Post	2012
4.	114	Anthony Carfagno vs. Shepherd . . .	2002
5.	113	Larry Harrison vs. West Chester . .	1998

Receptions, Game

1.	10	Javier Buffalo vs. Lock Haven . . .	2016
		Sam Shuman at Bloomsburg	2006

Receiving Yards, Season

1.	494	Larry Harrison	1998
2.	484	Anthony Carfagno	2002
3.	472	Sam Shuman	2006
4.	377	Dusty Reed	2010

Receptions, Season (30+)

1.	32	Anthony Carfagno	2002
2.	31	Dusty Reed	2010
		Sam Shuman	2006

Sophomore Records

Receiving Yards, Season

1.	929	Dusty Reed	2011
2.	832	Evan Prall	2004
3.	755	Tim Strenfel	2003
4.	718	Jon Schnaars	2013

Receptions, Season

1.	62	Dusty Reed	2011
2.	52	Evan Prall	2004
3.	51	Jon Schnaars	2013

Receiving Yards Through Sophomore Year

1.	1,306	Dusty Reed	2010-11
2.	1,153	Evan Prall	2003-04
3.	1,119	Tim Strenfel	2002-03

Receptions Through Sophomore Year

1.	93	Dusty Reed	2010-11
2.	74	Anthony Carfagno	2002-03
3.	72	Evan Prall	2003-04

Receiving TDs Through Sophomore Year

1.	14	Anthony Carfagno	2002-03
2.	13	Dusty Reed	2010-11
3.	10	Evan Prall	2003-04

RECEIVING RECORDS

Touchdowns

Single Game

1.	7	Jon Schnaars vs. Shippensburg . . .	2015
2.	5	Evan Prall vs. Kutztown.	2006
3.	4	Jon Schnaars vs. Gannon	2015
		Dusty Reed at Edinboro.	2014
		Evan Prall vs. Lock Haven.	2006
		Jason Klush at Bloomsburg	1998
		Brett Witmer at New Haven	1996
		Joe Rovnan vs. Mansfield	1985
		Glenn Gottshalk vs. Bloomsburg . .	1970
		Glenn Gottshalk vs. Kutztown. . . .	1970

Consecutive Games with TD (since 1974)

1.	14	Evan Prall (every game)	2005
2.	7	Jon Schnaars	2015
		Jon Schnaars	2014
4.	5	Steven Jones [TE]	2014
		Evan Prall	2006
		Tim Strenfel	2004
		Jason Klush	1998
		Mike Mancuso	1997

Single Season

1.	23	Evan Prall	2005
2.	22	Jon Schnaars	2015
3.	17	Evan Prall	2006
4.	16	Mike Mancuso	1996
5.	14	Jon Schnaars	2014
		Tim Strenfel	2005
7.	12	Robert Bleiler.	2013
		Jason Klush	1998
		Ken Kopetchny.	1990
10.	11	Tim Strenfel	2004
		Jason Killian.	1996
12.	10	Jeff Giglio	2008
		Tom Palubinski	1976
		Glenn Gottshalk	1970

Career

1.	50	Evan Prall	2003-06
2.	45	Jon Schnaars	2012-15
3.	34	Tim Strenfel	2002-05
4.	27	Anthony Carfagno [RB]	2002-05
		Mike Mancuso	1994-97
6.	24	Dusty Reed	2010-12, 14
7.	21	Jason Klush	1996-99
8.	20	Steven Jones [TE]	2011-14
		Robert Bleiler.	2010-13
		Doug Ogden	2005-08

Games with 2+ TD, Career

1.	10	Jon Schnaars	2012-15
		Evan Prall	2003-06
3.	7	Tim Strenfel	2002-05
		Mike Mancuso	1994-97
5.	6	Robert Bleiler.	2010-13
		Anthony Carfagno	2002-05

3 Players with 2+ TD, Game

2005	at C.W. Post [Carfagno 3, Prall 3, Strenfel 3]
------	--

2 Players with 2+ TD, Game

2015	vs. Shippensburg (Schnaars 7, Wendowski 2)
2015	at Cheyney (Schnaars 3, Welk 2)
2015	vs. Millersville (Schnaars 2, Wendowski 2)
2013	vs. Bloomsburg (Bleiler 2, Schnaars 2)
2013	vs. Millersville (Schnaars 3, Bleiler 2)
2011	vs. Pace (Bleiler 2, Reed 2)
2005	at Bentley (Carfagno 2, Prall 2)
2005	at Cheyney (Prall 2, Strenfel 2)
2005	vs. SCSU (NCAA) (Prall 3, Strenfel 2)
2005	vs. C.W. Post (NCAA) (Prall 2, Strenfel 2)
2003	vs. Mansfield (Carfagno 2, Strenfel 2)
2000	at Clarion (Harrison 2, Kotarsky 2)
1996	vs. SCSU (Killian 3, Mancuso 3)
1996	at West Chester (Killian 2, Witmer 2)
1996	vs. Cheyney (Mancuso 3, Witmer 2)
1996	at Mansfield (Mancuso 3, Pollock 2)
1996	at Bloomsburg (Mancuso 3, Killian 2)

5 Players with 1 Receiving TD, Game

2012	at Mercyhurst (Hallman, Bleiler, K. Williams, Jones, Deery)
2011	vs. Pace (Bleiler 2, Reed 2, Hallman, Jones, W. Williams)
2010	at Pace (Giglio, Kiser, Klebon, B. Ogden, Reed)
2006	at Bloomsburg (Brunetti, Lindsay, Prall, Reider, Shuman)
2004	vs. Millersville (Carfagno, Culver, Fedorka, Prall, Strenfel)
1996	vs. Cheyney (Mancuso 3, Witmer 2, Killian, Klush, Pawloski)
1978	at Clarion (PSAC) (Bell, Jones, Seidel, Snyder, Villani)

Yards per Catch

Season (min. 20 catches or 500 yards)

1.	30.3	Tim Bishop (18-546).	1983
2.	25.1	Ben Culver (20-502).	2004
3.	24.7	Larry Harrison (20-494) (R-FR) . .	1998
4.	24.4	Jordan Hallman (35-854)	2011
5.	22.7	Tom Palubinski (33-750)	1976
6.	22.4	Dennis Mailhot (22-492)	1989
7.	21.3	Mike Mancuso (56-1,194)	1996
8.	21.2	Doug Ogden (39-825)	2008
9.	21.1	Joe Welk (20-423)	2014
10.	20.9	John Kotarsky (37-775)	2001

Career (min. 50 catches or 1,000 yards)

1.	23.6	Larry Harrison (43-1,013)	1998-01
2.	20.5	Tom Palubinski (66-1,353)	1975-77
3.	19.6	Dennis Mailhot (88-1,722)	1987-90
4.	19.1	Tim Strenfel (193-3,696)	2002-05
5.	18.9	Jordan Hallman (105-1,986)	2009-12
6.	17.9	Jason Killian (96-1,722).	1993-96
7.	17.7	Mike Mancuso (153-2,710)	1994-97
8.	17.4	Joe Welk (64-1,111)	2012-15
9.	17.3	Evan Prall (236-4,093)	2003-06
10.	17.2	John Kotarsky (129-2,224)	1998-01

100-YARD RECEIVING GAMES (SINCE 1974)

2017		
Yds.	Player, Opponent	Rec
101	Tim Wilson at Cheyney	6
144	Tim Wilson vs. Bloomsburg	8
103	Devante Robinson vs. Bloomsburg (R-FR) [RB]	6

2016		
117	Robert Healy vs. IUP [RB]	7
109	Tim Wilson vs. IUP	6
110	Tim Wilson at Shippensburg	2
105	Tim Wilson at Millersville	2
111	Tim Wilson vs. West Chester	6
146	Tim Wilson vs. Lock Haven	13

2015 [13]		
121	Robert Healy vs. LIU Post [RB]	7
120	Jon Schnaars vs. LIU Post	6
128	Jon Schnaars at Slippery Rock	7
200	Jon Schnaars vs. Edinboro	9
222	Gerard Wendowski vs. Shippensburg	10
218	Jon Schnaars vs. Shippensburg	20
133	Robert Healy vs. Shippensburg [RB]	9
148	Jon Schnaars at Cheyney	11
127	Jon Schnaars vs. Millersville	9
110	Gerard Wendowski vs. Millersville	6
147	Jon Schnaars at Kutztown	10
125	Jon Schnaars vs. Bloomsburg	7
222	Jon Schnaars vs. Gannon	16

2014 [12]		
126	Dusty Reed at LIU Post	4
103	Robert Healy at LIU Post [RB]	4
101	Steven Jones vs. Slippery Rock [TE]	4
170	Dusty Reed at Edinboro	9
107	Jon Schnaars at Edinboro	7
152	Jon Schnaars at Shippensburg	14
129	Joe Welk at Shippensburg	5
115	Robert Healy at Millersville [RB]	7
108	Jon Schnaars at Millersville	8
152	Dusty Reed vs. West Chester	10
145	Dusty Reed at Gannon	8
119	Jon Schnaars at Gannon	5

2013		
115	Robert Bleiler at Shippensburg	9
154	Robert Bleiler at Cheyney	7
144	Steven Jones at Cheyney [TE]	4
130	Robert Bleiler vs. Clarion	8
124	Jon Schnaars vs. Clarion	9
130	Robert Bleiler vs. Bloomsburg	8
111	Gerard Wendowski vs. Bloomsburg	7
230	Robert Bleiler vs. Lock Haven	7
118	Jon Schnaars vs. Lock Haven	5
106	Robert Bleiler vs. Mercyhurst	8

2012		
179	Jordan Hallman vs. Lock Haven	7
198	Dusty Reed vs. Shippensburg	11
113	Dusty Reed at Clarion	6
139	Dusty Reed vs. West Chester	13
124	Jon Schnaars at LIU Post (R-FR)	5
104	Jordan Hallman at LIU Post	4
137	Robert Bleiler at Mercyhurst	6

2011		
172	Robert Bleiler vs. Pace	3
136	Dusty Reed vs. Pace	5
106	Dusty Reed vs. California	7
105	Dusty Reed at West Chester	5
128	Jordan Hallman vs. Bloomsburg	4
111	Ray Dominguez vs. Bloomsburg	7
153	Robert Bleiler at Kutztown	7
140	Wade Williams at Kutztown	4
118	Dusty Reed at Kutztown	8
239	Jordan Hallman vs. C.W. Post	5
221	Jordan Hallman vs. Millersville	8

2010		
148	Ed Kiser at Millersville	6
133	Ed Kiser vs. Cheyney	4
133	Ed Kiser vs. Shippensburg	4
109	Ed Kiser at Edinboro	9

2009		
140	Jeff Giglio at Gannon	7
148	Jeff Giglio vs. Clarion	7
116	Jeff Giglio at Shippensburg	6
177	Ed Kiser at Kutztown	11
103	Kendrick Williams at Kutztown (FR) [RB]	4
106	Bryan Ogden vs. Millersville (FR)	4
102	Jordan Hallman vs. Slippery Rock (R-FR)	5
121	Ed Kiser vs. Edinboro (NCAA)	5

2008		
141	Sam Shuman at Clarion	9
132	Drew Stem at Clarion	7
163	Doug Ogden vs. Shippensburg	8
111	Sam Shuman vs. Shippensburg	6
194	Doug Ogden at C.W. Post	8
139	Jeff Giglio at Millersville	5
111	Ed Kiser at Millersville	2
162	Jeff Giglio at Slippery Rock	8

2007		
112	Jeff Giglio at Kutztown (R-FR)	7
106	Sam Shuman at Kutztown	6

2006		
254	Evan Prall vs. Lock Haven	9
126	Evan Prall at IUP	4
186	Evan Prall vs. California	14
106	Evan Prall at Mansfield	7
109	Evan Prall at Millersville	10
112	Sam Shuman at Bloomsburg (R-FR)	10
118	Doug Ogden vs. Kutztown	5
101	Evan Prall vs. Kutztown	7

2005 [18]		
118	Evan Prall at Bentley	4
172	Evan Prall vs. Edinboro	8
207	Evan Prall at C.W. Post	4
149	Tim Strenfel at C.W. Post	5
115	Anthony Carfagno at C.W. Post [RB]	6
145	Evan Prall vs. Bloomsburg	9
148	Evan Prall at Clarion	5
115	Tim Strenfel at Clarion	3
136	Evan Prall vs. Kutztown	8
108	Tim Strenfel vs. Kutztown	6
156	Tim Strenfel at Cheyney	4
111	Evan Prall at Cheyney	9
209	Evan Prall vs. Mansfield	6
135	Tim Strenfel vs. SCSU (NCAA)	8
102	Evan Prall vs. SCSU (NCAA)	4
110	Evan Prall at Bloomsburg (NCAA)	6
121	Ben Culver vs. C.W. Post (NCAA)	4
104	Evan Prall at Grand Valley (NCAA)	8

2004 [15]		
139	Tim Strenfel at Lenoir-Rhyne	5
173	Tim Strenfel at Edinboro	10
114	Evan Prall at Edinboro	8
100	Anthony Carfagno vs. C.W. Post [RB]	4
156	Tim Strenfel vs. Millersville	7
136	Evan Prall vs. Millersville	5
128	Ben Culver at Bloomsburg	5
142	Tim Strenfel at Kutztown	6
158	Tim Strenfel vs. West Chester	8
129	Anthony Carfagno vs. Cheyney [RB]	4
120	Tim Strenfel vs. Cheyney	2
167	Evan Prall at Mansfield	9
108	Anthony Carfagno at Mansfield [RB]	5
101	Tim Strenfel vs. Edinboro (NCAA)	8
114	Evan Prall vs. West Chester (NCAA)	4

2003		
140	Anthony Carfagno vs. Lenoir-Rhyne [RB]	7
118	John Jeffries at Clarion	5
128	Tim Strenfel at Edinboro	7
118	Anthony Carfagno vs. Bloomsburg [RB]	7
117	John Jeffries vs. Bloomsburg	7
124	Tim Strenfel vs. West Chester	9
177	John Jeffries at Millersville	11

2002		
107	John Jeffries at Mansfield	7
140	John Jeffries vs. Shepherd	8
114	A. Carfagno vs. Shepherd (R-FR) [RB]	7
138	A. Carfagno vs. Edinboro (R-FR) [RB]	6
126	Tim Strenfel at Shippensburg (FR)	4

2001		
167	John Kotarsky vs. Clarion	5
120	Craig Mahon at Millersville	8
127	John Kotarsky at Shippensburg	7
174	John Kotarsky vs. Cheyney	6
122	John Kotarsky at Mansfield	10
109	John Kotarsky vs. Edinboro	3

2000		
102	John Kotarsky at Clarion	5
117	John Kotarsky vs. Millersville	10
140	John Kotarsky vs. Mansfield	4

1999		
114	Jason Klush at Shepherd	8
119	Mike Patrick vs. Millersville	5
230	John Kotarsky at Mansfield	14

1998		
113	Larry Harrison vs. West Chester (R-FR)	3
187	Jason Klush at Cheyney	12
126	Jason Klush at Bloomsburg	6
112	Larry Harrison at Millersville (R-FR)	4
106	Larry Harrison vs. Mansfield (R-FR)	3

1997		
211	Mike Mancuso at Elon	8
152	Brett Witmer vs. Slippery Rock	10
126	Mike Mancuso vs. Slippery Rock	6
184	Brett Witmer at Kutztown	7
172	Mike Mancuso vs. West Chester	8
168	Brett Witmer vs. West Chester	7
126	Mike Mancuso at IUP	8
110	Mike Mancuso vs. Mansfield	5
202	Brett Witmer vs. Bloomsburg	14

1996 [13]		
236	Brett Witmer at New Haven	13
111	Jason Killian at New Haven	7
210	Mike Mancuso vs. SCSU	8
178	Jason Killian vs. SCSU	7
175	Jason Killian at West Chester	9
213	Mike Mancuso vs. Cheyney	7
100	Jason Killian vs. Cheyney	4
216	Mike Mancuso at Mansfield	9
154	Brett Witmer at Mansfield	10
158	Mike Mancuso vs. Millersville	6
140	Jason Killian at Bloomsburg	7
125	Brett Witmer at Bloomsburg	8
119	Joe Pawloski at Bloomsburg [RB]	6

1995		
176	Dennis McWhite vs. AIC	11
118	Jason Killian at Millersville	9
101	Dennis McWhite vs. Bloomsburg	3
100	Jason Killian vs. Bloomsburg	3

1994		
119	Dennis McWhite at Springfield	5
108	Dennis McWhite vs. SCSU	6
128	Dennis McWhite at West Chester	9
103	Dennis McWhite at Mansfield	8

100-YARD RECEIVING GAMES (SINCE 1974)

1993		
106	Jake Hlavac at Kutztown	6
108	Jake Hlavac at Cheyney	7
119	Dennis McWhite vs. Mansfield	6
100	Dennis McWhite vs. AIC	5

1991		
140	Jake Hlavac at Lenoir-Rhyne	6
125	Doug Leonzi at SCSU	6
102	Paul Bandholz vs. Mansfield [TE]	7
116	Doug Leonzi vs. West Chester	9
127	Jake Hlavac at Shippensburg	8
125	Doug Leonzi at Shippensburg	10
121	Doug Leonzi vs. Buffalo	3
170	Doug Leonzi vs. Shippensburg (NCAA)	11

1990		
103	Ken Kopetchny vs. SCSU	9
196	Ken Kopetchny at Mansfield	9
116	Ken Kopetchny vs. Millersville	6
137	Dennis Mailhot at Bloomsburg	12
178	Dennis Mailhot vs. Kutztown	7
105	Dennis Mailhot vs. Shippensburg	9

1989		
101	Paul Bandholz at SCSU (FR) [TE]	7
188	Dennis Mailhot at Millersville	6

1988		
106	Dennis Mailhot vs. Kutztown	3
105	Dennis Mailhot vs. Lock Haven	5
132	Jim Kerins at CCSU	9

1986		
109	Jim Kerins vs. Clarion	4

1985		
113	Joe Rovnan at SCSU	6
133	Tim Bishop at Kutztown	10
109	Tim Bishop vs. West Chester	8
168	Joe Rovnan vs. Mansfield	11
133	Tim Bishop vs. Mansfield	7
103	Tim Bishop at Millersville	9

1984		
105	Joe Rovnan vs. SCSU	4
162	Tim Bishop vs. Kutztown	9
147	Tim Bishop at West Chester	5
128	Ernie Siegrist at West Chester [TE]	6
170	Ernie Siegrist vs. Edinboro [TE]	8
124	Tim Bishop at Mansfield	7
118	Joe Rovnan vs. Millersville	6
146	Joe Rovnan at Lafayette	6
108	Ernie Siegrist at Lafayette [TE]	9

1983		
171	Tim Bishop at Lafayette (FR)	3
151	Scott Benoit at SCSU	9
110	Tim Bishop at SCSU (FR)	3
146	Scott Benoit at Kutztown	9
133	Scott Benoit vs. Mansfield	12

1982		
100	Bobby Manez vs. C.W. Post	5
115	Bobby Manez vs. CCSU	7
192	Ernie Siegrist at Millersville [TE]	11
161	Scott Benoit at Millersville	8
142	Ernie Siegrist at Lehigh [TE]	5

1980		
100	Jack Brunner vs. C.W. Post	4

1979		
102	Jamie Meier at Cortland State	6
215	Jamie Meier at Bloomsburg	7

1978		
106	Frank Bell vs. Kutztown [RB]	3

1976		
120	Tom Palubinski vs. Cortland State	4
167	Tom Palubinski vs. Bloomsburg	6

1975		
119	Tom Palubinski at Kutztown	5
119	Grey Seamans at Cortland State	2

100-Yard Receiving Games

Consecutive		
1.	5	Jon Schnaars (765 yds) 2015
		Evan Prall (781 yds) 2006
3.	4	Ed Kiser (523 yds) 2010
		Evan Prall (532 yds) 2005
		John Kotarsky (532 yds) 2001
		Doug Leonzi (532 yds) 1991
7.	3	Jon Schnaars (484 yds) 2015
		Robert Bleiler (399 yds) 2013
		Jeff Giglio (404 yds) 2009
		Evan Prall (497, 429 yds) (2x) 2005
		Tim Strenfel (420 yds) 2004
		Brett Witmer (504 yds) 1997
		Mike Mancuso (587 yds) 1996
		Dennis McWhite (355 yds) 1994

Consecutive games to start season

1.	3	Jon Schnaars (484 yds) 2015
		Evan Prall (497 yds) 2005

Season

1.	11	Evan Prall 2005
2.	9	Jon Schnaars 2015
3.	7	Evan Prall 2006
		Tim Strenfel 2004
5.	6	Robert Bleiler 2013
6.	5	Tim Wilson 2017
		Tim Strenfel 2005
		John Kotarsky 2001
		Mike Mancuso 1997
		Jason Killian 1996
		Doug Leonzi 1991

Career

1.	22	Evan Prall 2003-06
2.	16	Jon Schnaars 2012-15
3.	15	Tim Strenfel 2002-05
4.	11	Dusty Reed 2010-12, 14
5.	9	Robert Bleiler 2010-13
		John Kotarsky 1998-01
		Mike Mancuso 1994-97
		Tim Bishop 1982-85
9.	8	Anthony Carfagno [RB] 2002-05
		Dennis McWhite 1992-95

Most Receiving Yards, Teammates

440	2015 vs. Ship [Wendowski 222, Schnaars 218]
388	1996 vs. SCSU [Mancuso 210, Killian 178]
370	1996 at Mansfield [Mancuso 216, Witmer 154]
356	2005 at C.W. Post [Prall 207, Strenfel 149]
353	1982 at Millersville [Siegrist 192, Benoit 161]
348	2013 vs. Lock Haven [Bleiler 230, Schnaars 118]
347	1996 at New Haven [Witmer 236, Killian 111]
340	1997 vs. West Chester [Mancuso 172, Witmer 168]
313	1996 vs. Cheyney [Mancuso 213, Killian 100]
308	2011 vs. Pace [Bleiler 172, Reed 136]
301	2015 vs. Gannon [Schnaars 222, Healy 79]

Two 200-Yard Receivers, Game

2015	vs. Shippensburg [Wendowski 222, Schnaars 218]
------	--

Three 100-Yard Receivers, Game

2015	vs. Shippensburg (Wendowski 222, Schnaars 218, Healy 133)
2011	at Kutztown (Bleiler 153, W. Williams 140, Reed 118)
2005	at C.W. Post (Prall 207, Strenfel 149, Carfagno 115)
1996	at Bloomsburg (Killian 140, Witmer 125, Pawloski 119)

Two 100-Yard Receivers, Game

2017	vs. Bloomsburg [Wilson 144, Robinson 103]
2016	vs. IUP [Healy 117, Wilson 109]
2015	vs. LIU Post (Healy 121, Schnaars 120) at Cheyney [Schnaars 148, Wendowski 118] vs. Millersville [Schnaars 127, Wendowski 110]
2014	at LIU Post (Reed 126, Healy 103) at Edinboro (Reed 170, Schnaars 107) at Shippensburg [Schnaars 152, Welk 129] at Millersville [Healy 115, Schnaars 108] at Gannon (Reed 145, Schnaars 119) at Cheyney [Bleiler 154, Jones 144] vs. Clarion [Bleiler 130, Schnaars 124] vs. Bloomsburg [Bleiler 130, Wendowski 111] vs. Lock Haven [Bleiler 230, Schnaars 118] at LIU Post [Schnaars 124, Hallman 104]
2012	vs. Pace [Bleiler 172, Reed 136]
2011	vs. Bloomsburg [Hallman 128, Dominguez 111]
2009	at Kutztown [Kiser 177, Williams 103]
2008	at Clarion [Shuman 141, Stem 132] vs. Shippensburg [Ogden 163, Shuman 111] at Millersville [Giglio 139, Kiser 111] at Kutztown [Giglio 112, Shuman 106]
2007	vs. Kutztown [Ogden 118, Prall 101]
2006	at Clarion [Prall 148, Strenfel 115] vs. Kutztown [Prall 136, Strenfel 108] at Cheyney [Strenfel 156, Prall 111] vs. SCSU NCAA [Strenfel 135, Prall 102]
2005	at Edinboro [Strenfel 173, Prall 114] vs. Millersville [Strenfel 156, Prall 136] vs. Cheyney [Carfagno 129, Strenfel 120] at Mansfield [Prall 167, Carfagno 108]
2003	vs. Bloomsburg [Carfagno 118, Jeffries 107]
2002	vs. Shepherd [Carfagno 138, Jeffries 140]
1997	vs. Slippery Rock [Witmer 152, Mancuso 126] vs. West Chester [Mancuso 172, Witmer 168]
1996	at New Haven [Witmer 236, Killian 111] vs. SCSU [Mancuso 210, Killian 178] vs. Cheyney [Mancuso 213, Killian 100] at Mansfield [Mancuso 216, Witmer 154]
1995	vs. Bloomsburg [McWhite 101, Killian 100]
1991	at Shippensburg [Hlavac 127, Leonzi 125]
1985	vs. Mansfield [Rovnan 168, Bishop 133]
1984	at West Chester [Bishop 147, Siegrist 128] at Lafayette [Rovnan 146, Siegrist 108]
1983	at CCSU [Benoit 151, Bishop 110]
1982	at Millersville [Siegrist 192, Benoit 161]

Games listed above with 100-Yard Rusher

2016	vs. IUP [Robert Healy 157]
2014	at Shippensburg [Matt Soltis 111] at Millersville [Robert Healy 117] at Gannon [Robert Healy 112]
2013	vs. Clarion [Robert Healy 132]
2011	vs. Pace [Kendrick Williams 101]
2007	at Kutztown [Joe Partridge 105]
2006	vs. Kutztown [Matt Brunetti 106]
2005	at Clarion [Derek Lucas 157]
2004	vs. Millersville [Derek Lucas 158] at Mansfield [Maurice Stallings 130]
2003	vs. Bloomsburg [Jimmy Terwilliger 125]
1997	vs. West Chester [Stewart Ford 110]
1996	at Bloomsburg [Joe Pawloski 117]

NCAA PLAYOFF RECORDS

NCAA PLAYOFF HISTORY (4-4)

11-23-91	vs. Shippensburg	L 33-34 (OT)
11-20-04	vs. Edinboro	W 36-32
11-27-04	vs. West Chester	L 38-48
11-12-05	vs. SCSU	W 55-33
11-19-05	at Bloomsburg	W 52-39
11-26-05	vs. C.W. Post	W 55-28
12-3-05	at Grand Valley St.	L 20-55
11-14-09	vs. Edinboro	L 16-31

Passing

Pass Completions

29	Jimmy Terwilliger	2004 vs. Edinboro
26	Bret Comp	1991 vs. Shippensburg
24	Jimmy Terwilliger	2005 at Grand Valley St.
20	Jimmy Terwilliger	2005 vs. SCSU
19	Jimmy Terwilliger	2005 vs. C.W. Post
16	Jimmy Terwilliger	2005 at Bloomsburg
15	Jimmy Terwilliger	2004 vs. West Chester
	Matt Marshall	2009 vs. Edinboro

Pass Attempts

47	Jimmy Terwilliger	2005 at Grand Valley St.
44	Jimmy Terwilliger	2004 vs. Edinboro
39	Bret Comp	1991 vs. Shippensburg
28	Jimmy Terwilliger	2005 vs. SCSU
26	Matt Marshall	2009 vs. Edinboro
25	Jimmy Terwilliger	2004 vs. West Chester
	Jimmy Terwilliger	2005 at Bloomsburg
	Jimmy Terwilliger	2005 vs. C.W. Post

Pass Yards

427	Bret Comp	1991 vs. Shippensburg
384	Jimmy Terwilliger	2005 vs. C.W. Post
344	Jimmy Terwilliger	2005 vs. SCSU
319	Jimmy Terwilliger	2004 vs. Edinboro
309	Jimmy Terwilliger	2004 vs. West Chester
301	Matt Marshall	2009 vs. Edinboro
287	Jimmy Terwilliger	2005 at Grand Valley St.
224	Jimmy Terwilliger	2005 at Bloomsburg

Pass TD

5	Jimmy Terwilliger	2005 vs. SCSU
	Jimmy Terwilliger	2005 vs. C.W. Post
4	Jimmy Terwilliger	2004 vs. West Chester
	Jimmy Terwilliger	2005 at Bloomsburg
3	Bret Comp	1991 vs. Shippensburg
	Jimmy Terwilliger	2004 vs. Edinboro
2	Jimmy Terwilliger	2005 at Grand Valley St.
	Matt Marshall	2009 vs. Edinboro

Total Offense

459	Jimmy Terwilliger	2005 vs. SCSU
420	Jimmy Terwilliger	2004 vs. Edinboro
419	Jimmy Terwilliger	2005 vs. C.W. Post
401	Bret Comp	1991 vs. Shippensburg
391	Jimmy Terwilliger	2004 vs. West Chester
360	Matt Marshall	2009 vs. Edinboro
245	Jimmy Terwilliger	2005 at Grand Valley St.
233	Jimmy Terwilliger	2005 at Bloomsburg

Total Offensive Plays

62	Jimmy Terwilliger	2005 at Grand Valley St.
60	Jimmy Terwilliger	2004 vs. Edinboro
47	Bret Comp	1991 vs. Shippensburg
43	Matt Marshall	2009 vs. Edinboro
40	Jimmy Terwilliger	2004 vs. West Chester
38	Jimmy Terwilliger	2005 vs. SCSU
34	Jimmy Terwilliger	2005 at Bloomsburg
33	Jimmy Terwilliger	2005 vs. C.W. Post

Receiving

Receptions

11	Doug Leonzi	1991 vs. Shippensburg
8	Tim Strenfel	2004 vs. Edinboro
	Tim Strenfel	2005 vs. SCSU
	Evan Prall	2005 at Grand Valley St.
6	Evan Prall	2005 at Bloomsburg
	Tim Strenfel	2005 at Grand Valley St.

Receiving Yards

170	Doug Leonzi	1991 vs. Shippensburg
135	Tim Strenfel	2005 vs. SCSU
121	Ben Culver	2005 vs. C.W. Post
	Ed Kiser	2009 vs. Edinboro
114	Evan Prall	2004 vs. West Chester
110	Evan Prall	2005 at Bloomsburg
104	Evan Prall	2005 at Grand Valley St.
101	Tim Strenfel	2004 vs. Edinboro

Receiving TD

3	Evan Prall	2005 vs. SCSU
2	Doug Leonzi	1991 vs. Shippensburg
	Tim Strenfel	2005 vs. SCSU
	Evan Prall	2005 at Bloomsburg
	Evan Prall	2005 vs. C.W. Post
	Tim Strenfel	2005 vs. C.W. Post

Longest Pass Plays

80	Ed Kiser	2009 vs. Edinboro
77 (TD)	Evan Prall	2004 vs. West Chester
77 (TD)	Sam Shuman	2009 vs. Edinboro
54 (TD)	Carmine Duncan	1991 vs. Shippensburg
54 (TD)	Ben Culver	2005 vs. C.W. Post
48 (TD)	Evan Prall	2005 vs. SCSU
43	Ben Culver	2005 vs. C.W. Post
42	Evan Prall	2005 vs. C.W. Post
40 (TD)	Evan Prall	2005 at Bloomsburg

Rushing

Rushing Yards

218	Derek Lucas	2005 vs. SCSU
170	Anthony Carfagno	2005 at Bloomsburg
115	Jimmy Terwilliger	2005 vs. SCSU
103	Derek Lucas	2005 vs. C.W. Post
101	Jimmy Terwilliger	2004 vs. Edinboro
82	Jimmy Terwilliger	2004 vs. West Chester

Rushing Attempts

28	Derek Lucas	2005 vs. SCSU
19	Anthony Carfagno	2005 at Bloomsburg
17	Matt Marshall	2009 vs. Edinboro
16	Jimmy Terwilliger	2004 vs. Edinboro
15	Jimmy Terwilliger	2004 vs. West Chester
	Jimmy Terwilliger	2005 at Grand Valley St.
13	Derek Lucas	2005 vs. C.W. Post

Longest Rush Plays

47	Anthony Carfagno	2005 at Bloomsburg
38	Derek Lucas	2005 vs. C.W. Post
33	Derek Lucas	2005 vs. SCSU

Longest Scoring Plays

77	Prall (Terwilliger)	2004 vs. West Chester
	Shuman (Marshall)	2009 vs. Edinboro
54	Duncan (Comp)	1991 vs. Shippensburg
	Culver (Terwilliger)	2005 vs. C.W. Post
48	Prall (Terwilliger)	2005 vs. SCSU
40	Prall (Terwilliger)	2005 at Bloomsburg
38	Strenfel (Terwilliger)	2004 vs. West Chester
31	Strenfel (Terwilliger)	2004 vs. Edinboro

All-Purpose Yards

237	Evan Prall	2005 at Grand Valley St.
218	Derek Lucas	2005 vs. SCSU
200	Anthony Carfagno	2005 at Bloomsburg
188	Ed Kiser	2009 vs. Edinboro
170	Doug Leonzi	1991 vs. Shippensburg
162	Evan Prall	2004 vs. West Chester
149	Derek Lucas	2004 vs. West Chester
135	Tim Strenfel	2005 vs. SCSU
123	Evan Prall	2005 vs. SCSU
115	Derek Lucas	2005 vs. C.W. Post
110	Evan Prall	2005 at Bloomsburg
106	Evan Prall	2005 vs. C.W. Post
101	Tim Strenfel	2004 vs. Edinboro

Special Teams

Most Field Goals

2	Ed Detwiler	1991 vs. Shippensburg
	Mark Brubaker	2005 vs. C.W. Post

Longest Field Goals

48	Mark Brubaker	2005 vs. C.W. Post
43	Mark Brubaker	2005 at Bloomsburg
37	Ed Detwiler	1991 vs. Shippensburg

Kick Return Yards (returns)

133 (7)	Evan Prall	2005 at Grand Valley St.
66 (4)	Mike Macksoud	2005 vs. C.W. Post
64 (4)	Derek Lucas	2004 vs. West Chester
63 (2)	Ed Kiser	2009 vs. Edinboro
61 (3)	Mike Macksoud	2005 vs. SCSU
58 (3)	Ramon Leak	1991 vs. Shippensburg
52 (4)	Ben Culver	2005 at Bloomsburg

Longest Kick Returns

35	Mike Macksoud	2005 vs. SCSU
	Ed Kiser	2009 vs. Edinboro
34	Ramon Leak	1991 vs. Shippensburg

Punt Return Yards (returns)

43 (2)	Ben Culver	2004 vs. Edinboro
33 (2)	Ben Culver	2004 vs. West Chester

Longest Punt Returns

36	Ben Culver	2004 vs. Edinboro
33	Ben Culver	2004 vs. West Chester
24	Zach McDowell	2005 at Bloomsburg
18	Roger Straub	1991 vs. Shippensburg

Longest Punts

75	Ken Parrish	2004 vs. West Chester
49	Ken Parrish	2004 vs. Edinboro
48	Ken Parrish	2005 at Grand Valley St.
46	Ed Detwiler	1991 vs. Shippensburg
45	Ken Parrish	2005 at Bloomsburg

Defense

Tackles

17	Marc Scotti	1991 vs. Shippensburg
	Fred Rice	2005 vs. C.W. Post
14	Curtis Bunch	1991 at Shippensburg
13	Bobby Swift	1991 vs. Shippensburg
	Henry Breckenridge	2004 vs. West Chester
11	Mark Jackson	1991 vs. Shippensburg
	Henry Breckenridge	2004 vs. Edinboro
	Tyree Townes	2005 at Bloomsburg
	John Vetter	2005 at Bloomsburg
	Greg Thoman	2005 vs. C.W. Post
	Matt Freed	2009 vs. Edinboro

Sacks

2	Joe Ruedt	1991 vs. Shippensburg
---	-----------	-----------------------

Longest Interception Returns

54	Michael Wiggins	2004 vs. Edinboro
29 (TD)	Noel Nation	2005 vs. C.W. Post
29	Matt Crispell	2005 at Grand Valley St.

YARDS FROM SCRIMMAGE

Yards from Scrimmage

(Rushing plus Receiving)

Single Game (since 1974)

1.	292	Robert Healy at Mercyhurst	2016
2.	284	Joe Partridge at Cheyney	2007
3.	274	Robert Healy vs. IUP	2016
4.	267	Andre Myers vs. Mansfield	1998
5.	254	Evan Prall vs. Lock Haven	2006
6.	250	Andre Myers at Cheyney	1998
		Harold Strunk at Cortland State	1977
8.	247	Jim Snyder vs. Kutztown	1980
9.	240	Harold Strunk at Cheyney	1977
10.	239	Jordan Hallman vs. C.W. Post	2011
11.	236	Brett Witmer at New Haven	1996
		Joe Pawloski at Bloomsburg	1996
13.	232	Robert Healy at Millersville	2014
14.	230	Robert Bleiler vs. Lock Haven	2013
		John Kotarsky at Mansfield	1999
16.	226	Robert Healy at Ship (R-FR)	2013
17.	222	Gerard Wendowski vs. Ship	2015
		Jon Schnaars vs. Gannon	2015
		Zach Krise at Gannon	2009
		Stewart Ford at Cheyney (FR)	1997
21.	221	Jordan Hallman vs. Millersville	2011
22.	218	Jon Schnaars vs. Shippensburg	2015
		Derek Lucas vs. SCSU (NCAA)	2005
24.	217	Rick Sterner vs. Buffalo	1991
25.	216	Mike Mancuso at Elon	1997
		Mike Mancuso at Mansfield	1996
		Harold Strunk at Millersville	1976
28.	215	Jamie Meier at Bloomsburg	1979
29.	213	Mike Mancuso vs. Cheyney	1996
		Rick Sterner vs. Mansfield	1991
31.	212	Pete Radocha vs. Morgan State	1976
32.	211	Robert Healy vs. LIU Post	2015
33.	210	Mike Mancuso vs. SCSU	1996
34.	209	Evan Prall vs. Mansfield	2005
35.	208	Robert Healy at Millersville	2016
		Greg Vaughn at Cheyney	2003
37.	207	Evan Prall at C.W. Post	2005
		Pete Radocha vs. Kutztown	1976
39.	204	Robert Healy vs. Shippensburg	2015
40.	202	Brett Witmer vs. Bloomsburg	1997
41.	200	Jaymar Anderson at Lock Haven	2017
		Jon Schnaars vs. Edinboro	2015
		Anthony Carfagno at Bloom (NCAA)	2005

100 Yards Rushing and Receiving, Game

Robert Healy (157 rush, 117 rec) 2016 vs. IUP
Robert Healy (117 rush, 115 rec) 2014 at Millersville
Joe Pawloski (117 rush, 119 rec) 1996 at Bloomsburg

Games with 200+ Yards

7	Robert Healy	2013-16
4	Mike Mancuso	1994-97
3	Jon Schnaars	2012-15
	Evan Prall	2003-06
	Harold Strunk	1974-77

Games with 100+ Yards

35	Robert Healy	2013-16
22	Evan Prall	2003-06
17	Andre Castiglioni	1998-01

Consecutive Games with 100+ Yards

12	Robert Healy	2015-16
	Robert Healy	2013-14
7	Robert Healy	2014-15
6	Harold Strunk	1977

50+ Yards Rushing, Receiving

16	Robert Healy	2013-16
4	Anthony Carfagno	2002-05
3	Harold Strunk	1974-77

75+ Yards Rushing, Receiving

5	Robert Healy	2013-16
1	Anthony Carfagno	2005
	Joe Pawloski	1996
	Frank Bell	1978
	Don Ford	1974

100 Yards Rushing, 50 Yards Receiving

2016	Robert Healy vs. IUP	(17-157 rushing, 7-117 receiving)
2016	Robert Healy vs. Cheyney	(20-108 rushing, 1-57 receiving)
2015	Robert Healy at West Chester	(11-116 rushing, 4-58 receiving)
2014	Robert Healy at Millersville	(26-117 rushing, 7-115 receiving)
1996	Joe Pawloski at Bloomsburg	(24-117 rushing, 6-119 receiving)
1977	Harold Strunk at Cheyney	(28-169 rushing, 4-71 receiving)
1977	Harold Strunk at Cortland	(17-193 rushing, 2-57 receiving)

100 Yards Receiving, 50 Yards Rushing

2016	Robert Healy vs. IUP	(7-117 receiving, 17-157 rushing)
2015	Robert Healy vs. LIU Post	(7-121 receiving, 10-90 rushing)
2015	Robert Healy vs. Shippensburg	(9-133 receiving, 19-71 rushing)
2014	Robert Healy at LIU Post	(4-103 receiving, 10-51 rushing)
2014	Robert Healy at Millersville	(7-115 receiving, 26-117 rushing)
2009	Kendrick Williams at Kutztown	(4-103 receiving, 20-55 rushing)
2004	Anthony Carfagno at Mansfield	(5-108 receiving, 7-55 rushing)
1996	Joe Pawloski at Bloomsburg	(6-119 receiving, 24-117 rushing)
1978	Frank Bell vs. Kutztown	(3-106 receiving, 29-81 rushing)

20 Carries, 5 Receptions in a Game

2016	Robert Healy at Millersville	(31-163 rushing, 5-45 receiving)
2014	Robert Healy at Millersville	(26-117 rushing, 7-115 receiving)
2011	Kendrick Williams vs. California	(20-94 rushing, 5-36 receiving)
2009	Zach Krise at Gannon	(29-184 rushing, 5-38 receiving)
1996	Joe Pawloski at Bloomsburg	(24-117 rushing, 6-119 receiving)
1977	Harold Strunk at Bloomsburg	(28-79 rushing, 5-61 receiving)
1975	Pete Radocha at Cheyney	(21-75 rushing, 5-41 receiving)

Yards from Scrimmage

Single Season

1.	1,766	Evan Prall (0 + 1,766)	2005
2.	1,641	Robert Healy (884 + 757)	2015
3.	1,610	Jon Schnaars (0 + 1,610)	2015
4.	1,556	Robert Healy (1,163 + 393)	2016
5.	1,395	Tim Strenfel (7 + 1,388)	2004
6.	1,378	Robert Healy (817 + 561)	2014
7.	1,333	Robert Healy (1,129 + 204) (R-FR)	2013
8.	1,297	Anthony Carfagno (613 + 684)	2005
9.	1,222	Stewart Ford (1,109 + 113) (FR)	1997
10.	1,220	Andre Castiglioni (1,160 + 60)	2000
11.	1,210	Andre Myers (1,004 + 206)	1998
12.	1,198	Tim Strenfel (9 + 1,189)	2005
		Mike Mancuso (4 + 1,194)	1996
14.	1,190	Evan Prall (16 + 1,174)	2006
15.	1,178	Harold Strunk (913 + 265)	1977
16.	1,124	Derek Lucas (1,021 + 103)	2005
17.	1,121	Andre Castiglioni (1,077 + 44)	2001
18.	1,117	Jaymar Anderson (1,046 + 71)	2017
19.	1,103	Pete Radocha (1,036 + 67)	1976
20.	1,067	Anthony Carfagno (360 + 707)	2004
21.	1,059	Rick Sterner (951 + 108)	1991
22.	1,043	Jason Killian (33 + 1,010)	1996
23.	1,040	Derek Lucas (948 + 92)	2004
		Brett Witmer (0 + 1,040)	1997
25.	1,035	Toby Barkman (866 + 169)	1962
26.	1,030	Dusty Reed (101 + 929)	2011

Career

1.	5,908	Robert Healy	2013-16
2.	4,143	Evan Prall	2003-06
3.	3,933	Anthony Carfagno	2002-05
4.	3,712	Tim Strenfel	2002-05
5.	3,447	Jon Schnaars	2012-15
6.	2,981	Dusty Reed	2010-12, 14
7.	2,936	Rick Sterner	1988-92
8.	2,853	Toby Barkman	1960-63
9.	2,735	Kendrick Williams	2009-12
10.	2,728	Mike Mancuso	1994-97
11.	2,723	Jason Killian	1993-96
12.	2,627	Robert Bleiler	2010-13
13.	2,624	Andre Castiglioni	1999-01
14.	2,593	Derek Lucas	2002-05
15.	2,572	Brett Witmer	1994-97
16.	2,388	Harold Strunk	1974-77
17.	2,348	Pete Radocha	1974-76
18.	2,229	Ed Kiser	2008-10
19.	2,222	John Kotarsky	1998-01
20.	2,186	Tim Bishop	1982-85
21.	2,123	Greg Vaughn	2000-03
22.	2,044	Sam Shuman	2006-09
23.	2,034	Tim Wilson	2012-13, 16-17

1,000 Career Yards both Rushing and Receiving

Robert Healy3,993 Rushing; 1,915 Receiving
Anthony Carfagno1,508 Rushing; 2,425 Receiving
Jason Killian1,001 Rushing; 1,722 Receiving

ALL-PURPOSE YARDS

All-Purpose Yards

(Rushing, Receiving, Returns)

Single Game (since 1974)

1.	385	Evan Prall vs. Lock Haven	2006
2.	320	Dusty Reed vs. Kutztown	2012
3.	309	Evan Prall vs. Kutztown	2005
4.	292	Robert Healy at Mercyhurst	2016
5.	290	Joe McLaughlin vs. Mansfield	1985
6.	287	Mike Mancuso vs. SCSU	1996
7.	286	Evan Prall at C.W. Post	2005
8.	284	Joe Partridge at Cheyney	2007
9.	274	Joe Pawloski at Bloomsburg	1996
10.	270	Evan Prall vs. Mansfield	2005
11.	268	Drew Stem vs. Millersville	2007
12.	267	Andre Myers vs. Mansfield	1998
13.	262	Tim Wilson vs. Lock Haven	2016
14.	258	Mike Mancuso at Mansfield	1996
15.	256	Joe Klebon at Bloomsburg (R-FR)	2010
16.	250	Andre Myers at Cheyney	1998
	250	Harold Strunk at Cortland State	1977

Single Season

1.	2,322	Evan Prall	2005
2.	1,807	Evan Prall	2006
3.	1,799	Mike Mancuso	1996
4.	1,755	Mike Mancuso	1997
5.	1,641	Robert Healy	2015
6.	1,610	Jon Schnaars	2015
7.	1,556	Robert Healy	2016
8.	1,435	Matt Kacanda	1999
9.	1,411	Derek Lucas	2004
10.	1,405	Kendrick Williams	2011
11.	1,401	Tim Strenfel	2004
12.	1,378	Robert Healy	2014
13.	1,355	Dusty Reed	2011
14.	1,339	Tim Wilson	2016
15.	1,333	Robert Healy (R-FR)	2013

Career

1.	5,908	Robert Healy	2013-16
2.	5,682	Evan Prall	2003-06
3.	4,925	Mike Mancuso	1994-97
4.	3,956	Anthony Carfagno	2002-05
5.	3,905	Dusty Reed	2010-12, 14
6.	3,718	Tim Strenfel	2002-05
7.	3,580	Kendrick Williams	2009-12
8.	3,492	Jon Schnaars	2012-15
9.	3,357	Derek Lucas	2002-05
10.	3,105	Tim Wilson	2012-13, 16-17
11.	3,096	Dennis McWhite	1992-95
12.	2,956	Dennis Mailhot	1987-90
13.	2,938	Rick Sterner	1988-92
14.	2,853	Toby Barkman	1960-63
15.	2,821	Chris Gerhard	1983-86
16.	2,768	Jason Killian	1993-96
17.	2,675	Andre Castiglioni	1999-01
18.	2,627	Robert Bleiler	2010-13
19.	2,625	Bob Lester	1969-71
20.	2,572	Brett Witmer	1994-97
21.	2,571	Ed Kiser	2007-10
22.	2,518	Jeff Giglio	2007-10
23.	2,442	Drew Stem	2005-08
24.	2,417	John Jeffries	2000-03
25.	2,413	Joe McLaughlin	1985-88
26.	2,398	Harold Strunk	1974-77
27.	2,348	Pete Radocha	1974-76
28.	2,347	Ramon Leak	1990-93
29.	2,255	Dell Walker	1981-83
30.	2,241	Greg Vaughn	2000-03
31.	2,222	John Kotarsky	1998-01
32.	2,202	Tim Bishop	1983-86
33.	2,138	Joe Pawloski	1995-96
34.	2,123	Andre Myers	1996-99
35.	2,120	Jordan Hallman	2009-12
36.	2,044	Sam Shuman	2006-09
37.	2,029	Joe Partridge	2005-08

CAREER ALL-PURPOSE YARDS

Year	Rush	Rec	KR	PR	Int	Total
------	------	-----	----	----	-----	-------

1. Robert Healy

2013	1,129	204	0	0	0	1,333
2014	817	561	0	0	0	1,378
2015	884	757	0	0	0	1,641
2016	1,163	393	0	0	0	1,556
Totals	3,993	1,915	0	0	0	5,908

2. Evan Prall

2003	0	321	25	0	0	346
2004	0	832	324	51	0	1,207
2005	0	1,766	425	131	0	2,322
2006	16	1,174	260	357	0	1,791
Totals	16	4,093	1,034	539	0	5,682

3. Mike Mancuso

1994	0	305	428	0	0	733
1995	0	230	399	9	0	638
1996	4	1,194	447	154	0	1,799
1997	14	981	599	161	0	1,755
Totals	18	2,710	1,873	324	0	4,925

4. Anthony Carfagno

2002	279	484	23	0	0	786
2003	256	550	0	0	0	806
2004	360	707	0	0	0	1,067
2005	613	684	0	0	0	1,297
Totals	1,508	2,425	23	0	0	3,956

5. Dusty Reed

2010	11	377	0	0	0	388
2011	101	929	325	0	0	1,355
2012	49	787	417	0	0	1,253
2014	0	727	182	0	0	909
Totals	161	2,820	924	0	0	3,905

6. Tim Strenfel

2002	0	364	0	0	0	364
2003	0	755	0	0	0	755
2004	7	1,388	6	0	0	1,401
2005	9	1,189	0	0	0	1,198
Totals	16	3,696	6	0	0	3,718

7. Kendrick Williams

2009	436	245	0	0	0	681
2010	668	78	84	0	0	830
2011	541	140	724	0	0	1,405
2012	532	95	37	0	0	664
Totals	2,177	558	845	0	0	3,580

8. Jon Schnaars

2012	0	312	0	0	0	312
2013	0	718	0	45	0	763
2014	0	807	0	0	0	807
2015	0	1,610	0	0	0	1,610
Totals	0	3,447	0	45	0	3,492

9. Derek Lucas

2002	11	0	36	0	0	47
2003	418	0	310	78	0	806
2004	948	92	373	-2	0	1,411
2005	1,021	103	4	1	0	1,129
Totals	2,398	195	723	77	0	3,393

10. Tim Wilson

2012	0	167	114	10	0	291
2013	7	144	439	73	0	663
2016	-6	910	356	79	0	1,339
2017	-9	821	0	0	0	812
Total	-8	2,042	909	162	0	3,105

LONGEST OFFENSIVE TOUCHDOWNS (SINCE 1969)

Offensive TDs, 50+ Yards

2017	Tim Wilson (Tim DiGiorgio) vs. Bloomsburg	77	Anthony Carfagno at Bentley	(R) 61	Dennis McWhite (Franklin) vs. Springfield	80	
2016	Tim Wilson (Bruce Campbell) vs. IUP	52	Ben Culver (Terwilliger) vs. Edinboro	85	Jason Killian at SCSU	(R) 90	
Robert Healy vs. IUP	(R) 77	Tim Strenfel (Terwilliger) at C.W. Post	54	Jake Hlavac (Franklin) vs. Mansfield	65	Dennis McWhite (Franklin) vs. Mansfield.	81
Robert Healy at Mercyhurst	(R) 77	Evan Prall (Terwilliger) at C.W. Post	75	Dennis McWhite (Franklin) vs. American Intl.	58	1991	
Tim Wilson (Bruce Campbell) at Shippensburg	53	Anthony Carfagno (Terwilliger) at C.W. Post	51	Jake Hlavac (Comp) at Lenoir-Rhyne.	51	Rick Sterner vs. Mansfield	(R) 70
Javier Buffalo (Tim DiGiorgio) vs. Kutztown	50	Tim Strenfel (Terwilliger) at Clarion	75	Rick Sterner vs. Buffalo.	(R) 50	Doug Leonzi (Comp) vs. Buffalo	72
Tim Wilson (Bruce Campbell) at Slippery Rock	70	Tim Strenfel (Terwilliger) at Cheyney.	63	Carmine Duncan (Comp) vs. Ship (NCAA)	54	1990	
2015		Tim Strenfel (Terwilliger) at Cheyney.	54	Johnny Lee Davis vs. Cheyney.	(R) 60	Ken Kopetchny (Comp) at Mansfield	99
Robert Healy vs. LIU Post	(R) 75	Drew Stem (Joe DeLuise) at Cheyney	64	1989		Dennis Mailhot (Tom Taylor) at Millersville.	68
Robert Healy (Soltes) vs. Edinboro.	53	Evan Prall (Terwilliger) vs. Mansfield	75	Dennis Mailhot (Tom Taylor) at Millersville.	75	1987	
Jon Schnaars (Soltes) vs. Edinboro	56	Ben Culver (Terwilliger) vs. C.W. Post (NCAA)	54	Jim Kerins (Ray Gentilella) at Millersville	53	Dennis Mailhot (Tom Taylor) vs. Mansfield	50
Gerard Wendowski (Soltes) at Cheyney.	56	2004		1986		1983	
Joe Welk (Jon Schnaars) at West Chester.	66	Ben Culver (Terwilliger) at Lenoir-Rhyne	79	Gary Garver vs. Clarion	(R) 59	Joey Pingitore at Mansfield.	(R) 60
2014		Tim Strenfel (Terwilliger) at Lenoir-Rhyne	67	Jim Kerins (Ray Gentilella) vs. Clarion.	56	1984	
Robert Healy (Soltes) at LIU Post	62	Tim Strenfel (Terwilliger) at Edinboro	51	Joe Rovnan (Baranek) vs. SCSU	70	Tim Bishop (Ernie Siegrist) vs. Kutztown.	57
Dusty Reed (Soltes) at LIU Post	50	Anthony Carfagno (Terwilliger) vs. C.W. Post	53	Tim Bishop (Ernie Siegrist) at West Chester	80	Ernie Siegrist (Baranek) at West Chester	80
Robert Healy (Soltes) at Edinboro	57	Evan Prall (Terwilliger) vs. Millersville	58	Tim Bishop (Baranek) at West Chester	53	Ernie Siegrist (Baranek) vs. Edinboro	53
Joe Welk (Soltes) at Shippensburg.	69	Derek Lucas vs. Millersville	(R) 72	Tim Bishop (Charlie Diskin) vs. Cheyney	85	Joey Pingitore at Mansfield.	(R) 60
2013		Tim Strenfel (Terwilliger) at Kutztown.	65	1983		Tim Bishop (Charlie Diskin) at Lafayette	80
Steven Jones (Soltes) at Cheyney	80	Ben Culver (Terwilliger) vs. West Chester.	54	Tim Bishop (Charlie Diskin) at Lafayette	72	Tim Bishop (Charlie Diskin) at Central Conn.	90
Steven Jones (Soltes) at Cheyney.	53	Tim Strenfel (Terwilliger) vs. Cheyney	86	Tim Bishop (Baranek) at Cheyney.	62	Dell Walker (Baranek) vs. Millersville	72
Robert Bleiler (Soltes) vs. Lock Haven.	99	Anthony Carfagno (Terwilliger) vs. Cheyney	66	1982		Dell Walker at Montclair	(R) 50
Robert Healy vs. Lock Haven.	(R) 58	Anthony Carfagno (Terwilliger) at Mansfield.	60	Scott Benoit (Andy Soltes) at West Chester.	73	1980	
2012		Evan Prall (Terwilliger) vs. West Chester (NCAA). 77		Tommy Meier (Barry Kennedy) at Central Conn.	58	Tommy Meier (Guy Braccia) vs. Cheyney.	55
Robert Bleiler (Nate Daniels) vs. Lock Haven	68	2003		1979		Jamie Meier (Barry Kennedy) at Bloomsburg.	67
Jordan Hallman (Nate Daniels) vs. Lock Haven	79	Derek Lucas vs. Lenoir-Rhyne	(R) 70	1978		1976	
Jordan Hallman (Nate Daniels) vs. Lock Haven	61	John Jeffries (Terwilliger) vs. Bloomsburg	50	Jim Villani (Barry Kennedy) vs. IUP	54	Tom Palubinski (M. Terwilliger) at Millersville	69
Dusty Reed (Nate Daniels) vs. Shippensburg	65	Evan Prall (Terwilliger) vs. Shippensburg	66	Frank Bell (Tom Hart) vs. Kutztown	70	Tom Palubinski (Pete Radocha) vs. Cortland	56
Kendrick Williams vs. Cheyney.	(R) 56	John Jeffries (Terwilliger) at Kutztown	53	Jim Villani (Barry Kennedy) at Clarion (PSAC)	77	Tom Palubinski (M. Terwilliger) vs. Bloomsburg	94
Jordan Hallman (Nate Daniels) vs. Cheyney	63	2002		1977		1975	
Matt Soltes at Millersville	(R) 54	John Jeffries (Palm) vs. Mansfield	52	Jamie Meier (Frank Bell) vs. Mansfield	69	Tom Palubinski (M. Terwilliger) at Kutztown	53
Robert Bleiler (Soltes) at Mercyhurst	75	Anthony Carfagno (Palm) at Shippensburg	55	1974		Tom Palubinski (M. Terwilliger) at Cheyney	59
2011		2001		1972		Grey Seamans (M. Terwilliger) at Cortland	84
Dusty Reed (Wagner) vs. Pace	70	John Kotarsky (Palm) vs. Clarion	61	Ed Guers at Bloomsburg.	(R) 90	1974	
Robert Bleiler (Wagner) vs. Pace	97	John Kotarsky (Palm) vs. Cheyney	66	Don Ford vs. Slippery Rock	(R) 72	Don Ford (Jim Cantafio) vs. Slippery Rock	77
Wade Williams (Wagner) at Kutztown	59	2000		Don Ford (M. Terwilliger) at Mansfield	55	1972	
Jordan Hallman (Wagner) vs. C.W. Post	73	John Kotarsky (Jeff Brobst) vs. Mansfield	76	Mark Hoffner at Montclair.	(R) 72	Grey Seamans (Charlie Sandora) vs. Scranton	90
Robert Bleiler (Wagner) vs. C.W. Post	61	1998					
Jordan Hallman (Wagner) vs. C.W. Post	75	Larry Harrison (Will Burch) vs. West Chester.	72				
Jordan Hallman (Nate Daniels) vs. Millersville.	72	Jason Klush (Will Burch) at Cheyney	60				
2010		Larry Harrison (Will Burch) at Millersville	56				
Joe Klebon (Marshall) at Pace	68	Larry Harrison (Will Burch) vs. Mansfield	68				
Dusty Reed (Marshall) at California	57	1997					
Kendrick Williams at Millersville	(R) 63	Mike Mancuso (Poalucci) at Elon	90				
2009		Jason Klush (Poalucci) at Elon	66				
Matt Marshall at Shippensburg	(R) 51	Mike Mancuso (Poalucci) vs. Slippery Rock.	53				
Ed Kiser (Marshall) vs. Slippery Rock	80	Stewart Ford vs. West Chester	(R) 70				
Sam Shuman (Marshall) vs. Edinboro (NCAA).	77	Mike Mancuso (Poalucci) vs. West Chester.	59				
2008		1996					
Doug Ogden (Roken) at C.W. Post.	63	Brett Witmer (Poalucci) at New Haven	77				
Ed Kiser (Roken) at Millersville	96	Jason Killian (Poalucci) vs. SCSU	65				
Jeff Giglio (Marshall) at Millersville	86	Mike Mancuso (Poalucci) vs. SCSU.	54				
2007		Mike Mancuso (Poalucci) vs. Cheyney	65				
Drew Stem (Roken) at Lock Haven.	51	Mike Mancuso (Poalucci) vs. Cheyney	63				
Jeff Giglio (Roken) at Lock Haven.	52	Mike Mancuso (Poalucci) at Mansfield.	59				
Sam Shuman (Roken) vs. IUP	65	Mike Mancuso (Poalucci) at Mansfield.	72				
Doug Ogden (Roken) vs. Bloomsburg.	67	1995					
2006		Jason Killian (Poalucci) vs. West Chester	51				
Evan Prall (Terwilliger) vs. Lock Haven	81	Joe Pawloski at Cheyney.	(R) 67				
Doug Ogden (Terwilliger) vs. West Chester.	56	1994					
Wes Lindsay (Terwilliger) at Bloomsburg	68	Jason Killian (Franklin) at Lafayette	64				
		Jason Killian at Springfield	(R) 76				
		Dennis McWhite (Franklin) at Springfield	71				

LONGEST OFFENSIVE TOUCHDOWNS (SINCE 1969)

1971

Jack Shoemaker (Charlie Sandora) at Trenton... 52
Tom Petro vs. Mansfield (R) 80
Tom Petro (Mummaw) vs. Millersville 79
Bob Lester vs. Millersville. (R) 54

1970

Glenn Gottshalk (Mummaw) at Mansfield 68
Bob Lester at Mansfield (R) 58
Steve Mummaw at Mansfield (R) 52
Ralph Gish at Mansfield. (R) 68

1969

Augie Grant (Dukett) vs. Delaware State 52

Most 50+ Yard TD's, Team

4 1970 at Mansfield
3 2012 vs. Lock Haven
2011 vs. C.W. Post
2005 at C.W. Post
2005 at Cheyney
1996 vs. SCSU

Most 50+ Yard TD Passes

Game

3 Nate Daniels vs. Lock Haven 2012
Ray Wagner vs. C.W. Post 2011
Jimmy Terwilliger at C.W. Post 2005
Damian Poalucci vs. SCSU 1996

Season

11 Jimmy Terwilliger 2004
10 Jimmy Terwilliger 2005
8 Damian Poalucci 1996
6 Ray Wagner 2011

Career

27 Jimmy Terwilliger2003-06
13 Damian Poalucci1994-97
11 Matt Soltes2012-15
6 Nate Daniels2010-13
Ray Wagner2008-11
Tim Roken.2007-08
James Franklin1991-94
Andy Baranek1982-84
Mike Terwilliger1974-77

Most 50+ Yard TD Receptions

Game

2 Steven Jones at Cheyney [TE] 2013
Jordan Hallman vs. Lock Haven 2012
Jordan Hallman vs. C.W. Post 2011
Tim Strenfel at Cheyney 2005
Mike Mancuso (3 times) 1996
Dennis Mailhot at Millersville 1989
Tim Bishop at Lafayette 1983

Season

6 Mike Mancuso 1996

Career

9 Mike Mancuso1994-97
8 Tim Strenfel2002-05
7 Evan Prall2003-06
Tim Bishop1983-86
6 Jordan Hallman2009-12

Most 50+ Yard TD Runs

Season

2 Robert Healy 2016
Rick Sterner 1991

Career

4 Robert Healy2013-16
2 Kendrick Williams2009-12
Derek Lucas2003-06
Jason Killian1993-96
Rick Sterner1988-92
Bob Lester1969-71

SCORING RECORDS

Points

Single Game

1.	42	Jon Schnaars vs. Shippensburg . . .	2015
2.	30	Evan Prall vs. Kutztown.	2006
		Evan Prall vs. Lock Haven.	2006
		Danny Roskos vs. Montclair	1946
5.	24	Robert Healy at Mercyhurst	2016
		Robert Healy at Millersville	2016
		Jon Schnaars vs. Gannon	2015
		Dusty Reed at Edinboro.	2014
		Kendrick Williams at Millersville . .	2010
		Joe Partridge at Cheyney	2007
		Anthony Carfagno at Bentley	2005
		Anthony Carfagno vs. Cheyney	2004
		Stewart Ford vs. Glenville State . .	1999
		Jason Klush at Bloomsburg	1998
		Brett Witmer at New Haven	1996
		Joe Pawloski vs. Cheyney	1996
		Joe Pawloski vs. Mansfield	1995
		Johnny Lee Davis vs. Cheyney	1990
		Joe Rovnan vs. Mansfield	1985
		Glenn Gottshalk vs. Kutztown. . . .	1970
		Glenn Gottshalk vs. Bloomsburg . .	1970

Single Season

1.	138	Anthony Carfagno	2005
		Evan Prall	2005
3.	134	Jon Schnaars	2015
4.	120	Evan Prall	2006
5.	116	Mark Brubaker	2005
6.	114	Robert Healy	2016
		Anthony Carfagno	2004
8.	96	Mike Mancuso	1996
9.	93	Taylor Groff	2012
10.	90	Harold Strunk	1977
		Toby Barkman	1961
12.	87	Taylor Groff (FR)	2010
13.	85	Greg Knauss	2008
14.	84	Gerald Van De Cruz	2015
		Robert Healy	2014
		Jon Schnaars	2014
		Anthony Carfagno	2003
		Danny Roskos	1946

Career

1.	402	Anthony Carfagno	2002-05
2.	320	Evan Prall	2003-06
3.	303	Taylor Groff (K)	2010-13
4.	287	Mark Brubaker (K)	2002-05
5.	272	Jon Schnaars	2012-15
6.	264	Robert Healy	2013-16
7.	262	Ed Detwiler (K)	1989-92
8.	252	Toby Barkman	1960-63
9.	204	Tim Strenfel	2002-05
10.	179	Joey Pingitore (K)	1982-84

Touchdowns

Single Game

see single game points list

Single Season

1.	23	Anthony Carfagno	2005
		Evan Prall	2005
3.	22	Jon Schnaars	2015
4.	20	Evan Prall	2006
5.	19	Robert Healy	2016
		Anthony Carfagno	2004
7.	16	Mike Mancuso	1996
8.	15	Harold Strunk	1977
		Toby Barkman	1961
10.	14	Gerald Van De Cruz	2015
		Robert Healy	2014
		Jon Schnaars	2014
		Tim Strenfel	2005
		Anthony Carfagno	2003
		Danny Roskos	1946

Career

1.	67	Anthony Carfagno	2002-05
2.	53	Evan Prall	2003-06
3.	45	Jon Schnaars	2012-15
4.	44	Robert Healy	2013-16
5.	41	Toby Barkman	1960-63
6.	34	Tim Strenfel	2002-05
7.	28	Mike Mancuso	1994-97
		Jason Killian	1993-96
9.	27	Kendrick Williams	2009-12
10.	26	Gerald Van De Cruz	2013-15
		Pete Radocha	1974-76
12.	24	Dusty Reed	2010-12, 14
		Dell Walker	1981-83
14.	23	Stewart Ford	1997-99

Touchdowns Responsible For

(Passing plus Rushing)

Single Season

1.	54	Jimmy Terwilliger (50 + 4)	2005
2.	42	Matt Soltes (41 + 1)	2015
3.	41	Damian Poalucci (40 + 1)	1996
4.	37	Jimmy Terwilliger (35 + 2)	2006
5.	36	Matt Soltes (34 + 2)	2013
6.	35	Jimmy Terwilliger (33 + 2)	2004
		Jimmy Terwilliger (30 + 5) (R-FR) . .	2003
8.	32	Matt Soltes (30 + 2)	2014
9.	27	Matt Marshall (26 + 1)	2009
10.	26	Matt Marshall (26 + 0)	2010
11.	23	Matt Soltes (21 + 2) (R-FR)	2012
		Jeremy Palm (22 + 1)	2001

Career

1.	161	Jimmy Terwilliger (148 + 13)	2003-06
2.	133	Matt Soltes (126 + 7)	2012-15
3.	74	Damian Poalucci (69 + 5)	1994-97
4.	66	Jeremy Palm (62 + 4)	1998-02
5.	62	Matt Marshall (61 + 1)	2007-10
6.	55	Bret Comp (50 + 5)	1989-92
7.	54	Bill Dukett (45 + 9)	1967-69
8.	47	Andy Baranek (41 + 6)	1982-84
9.	46	James Franklin (36 + 10)	1991-94
10.	40	Anthony Carfagno (all rush)	2002-05

Points by Kicker

Single Season

1.	116	Mark Brubaker	2005
2.	93	Taylor Groff	2012
3.	87	Taylor Groff (FR)	2010
4.	85	Greg Knauss	2008
5.	82	Mark Brubaker	2004
6.	79	Ed Detwiler	1991
7.	76	Joey Pingitore	1983
8.	74	Nicolas Ruiz (FR)	2015
9.	73	Taylor Groff	2013
10.	70	Matt Seagreaves	1996

Career

1.	303	Taylor Groff	2010-13
2.	287	Mark Brubaker	2002-05
3.	262	Ed Detwiler	1989-92
4.	179	Joey Pingitore	1982-84
5.	177	Matt Seagreaves	1994-96
6.	156	J.D. Stern	1996-99
7.	150	Greg Knauss	2007-08
8.	141	Nicolas Ruiz	2015-16
9.	129	Jack Rogers	1976-78
10.	115	Scott Taylor	1979-81

Extra Points

Single Game

1.	9	Nicolas Ruiz at Cheyney (FR)	2015
		Taylor Groff at Seton Hill.	2013
		Mark Brubaker at C.W. Post	2005
		Mark Brubaker at Bentley	2005
		Mark Brubaker at Cheyney	2003
		Matt Seagreaves vs. Cheyney	1996
7.	8	Nicolas Ruiz vs. Edinboro (FR) . . .	2015
		Taylor Groff at Millersville	2012
		Taylor Groff at Millersville (FR) . .	2010
		Eric Petters vs. Kutztown (FR) . . .	2006
		Mark Brubaker at Clarion	2005
		Matt Seagreaves at New Haven . . .	1996
		Dan Staats at Bloomsburg	1967

Single Season

1.	74	Mark Brubaker	2005
2.	52	Taylor Groff	2013
3.	50	Nicolas Ruiz (FR)	2015
4.	49	Greg Knauss	2008
		Mark Brubaker	2004
6.	48	Taylor Groff	2012
7.	46	Mark Brubaker	2003
8.	44	Matt Smith (FR)	2014
9.	43	Nicolas Ruiz	2016
		Eric Petters	2006

Career

1.	170	Mark Brubaker	2002-05
2.	156	Taylor Groff	2010-13
3.	112	Ed Detwiler	1989-92
4.	93	Nicolas Ruiz	2015-16
5.	87	Matt Seagreaves	1994-96
6.	81	Jack Rogers	1976-78
7.	75	Greg Knauss	2007-08
8.	74	Joey Pingitore	1982-84
9.	72	J.D. Stern	1996-99

SCORING RECORDS

Field Goals

Single Game

1.	5	Greg Knauss at West Chester.	2007
2.	4	Nicolas Ruiz vs. LIU Post (FR) . . .	2015
		Taylor Groff vs. Kutztown	2012
		Matt Seagreaves at Lafayette	1994
		Ed Detwiler vs. California	1992

Consecutive FG Made

1.	9	Taylor Groff.	2012
		Joey Pingitore.	1983
3.	7	Mark Brubaker.	2005

(To Start Career)

1.	5	Nicolas Ruiz	2015
----	---	------------------------	------

Single Season

1.	16	Taylor Groff (FR).	2010
2.	15	Taylor Groff.	2012
		Matt Seagreaves	1994
		Ed Detwiler.	1991
5.	14	Mark Brubaker.	2005
6.	13	Greg Knauss.	2007
		Ed Detwiler.	1992
		Ed Detwiler (FR).	1989
9.	12	Greg Knauss.	2008
		Mike Augustin.	1985
		Joey Pingitore.	1983

Career

1.	50	Ed Detwiler.	1989-92
2.	49	Taylor Groff.	2010-13
3.	39	Mark Brubaker.	2002-05
4.	30	Matt Seagreaves	1994-96
5.	29	Joey Pingitore.	1982-84
6.	28	J.D. Stern	1996-99
7.	25	Greg Knauss.	2007-08

Kick FG, Rush for TD in same game

1983	Joey Pingitore vs. Montclair (2-2 FG, 1-2 PAT, 5-196 punting, 3 yd TD run)
1983	Joey Pingitore at Cheyney (2-2 FG, 3-3 PAT, 6-248 punting, 9 yd TD run)

Punt, Rush for TD in same game

2 games above plus:

1977	Barry Kennedy at Cortland (4-118 punting, 4 yd TD run)
1976	Pete Radocha at Montclair (4-147 punting, 25-130 rush, 2 TD - 1, 4)
1976	Pete Radocha at West Chester (5-174 punting, 0-1 PAT, 20-174 rush, 3 TD - 3, 11, 10)
1976	Pete Radocha vs. Kutztown (4-125 punting, 0-1 FG, 31-207 rush, 3 TD - 3, 1, 1)
1976	Pete Radocha vs. Morgan State (6-237 punting, 0-1 FG, 28-184 rush, 2 TD - 5, 16)

Punt, 100 Yards Rushing in same game

1976	Pete Radocha 5 times at Montclair (4-147 punting, 25-130 rush, 2 TD) at West Chester (5-174 punting, 20-147 rush, 3 TD) vs. Kutztown (4-125 punting, 0-1 FG, 31-207 rush, 3 TD) vs. Morgan State (6-237 punting, 0-1 FG, 28-184 rush, 2 TD) at Shippensburg (5-167 punting, 30-183 rush, also 28-yd pass TD to Dennis Gorman)
------	---

Punt, 100 Yards Receiving in same game

1980	Jack Brunner vs. C.W. Post (6-189 punting, 4-100 receiving)
------	--

50+ Yard Field Goals

(complete list of long FG on p. 67)

53	Greg Knauss vs. IUP	2007
52	Taylor Groff at Bloomsburg	2012
	Taylor Groff at Millersville	2012
	Taylor Groff at Kutztown	2011
51	Taylor Groff at Clarion.	2012
50	Jordan Walters at West Chester	2017
	Todd McNamee vs. SCSU	1988

Career

1.	4	Taylor Groff.	2010-13
2.	1	Jordan Walters 2017-pres.	
		Greg Knauss	2007-08
		Todd McNamee.	1987-88

40+ Yard Field Goals

Single Game

1.	3	Ed Detwiler vs. California (43, 40, 48) .	1992
2.	2	Taylor Groff at Millersville (44, 52) . .	2012
		Taylor Groff vs. Millersville (43, 43) . .	2011
		Todd McNamee at Cheyney (50, 47) . .	1987
		Joey Pingitore vs. Montclair (43, 49) .	1983
		Joey Pingitore at Millersville (42, 47) .	1982

Single Season

1.	6	Taylor Groff.	2012
		Taylor Groff.	2011
		Joey Pingitore.	1983
4.	5	Greg Knauss.	2007
		Ed Detwiler.	1992
		Mike Augustin.	1985

Career

1.	16	Taylor Groff.	2010-13
2.	12	Ed Detwiler.	1989-92
3.	8	Joey Pingitore.	1982-84

Field Goal Percentage

Single Season (min. 10 attempts)

1.	81.3	Ed Detwiler (13-16) (FR)	1989
2.	78.6	Taylor Groff (11-14)	2011
3.	76.2	Taylor Groff (16-21) (FR)	2010
4.	75.0	Joey Pingitore (12-16)	1983
5.	73.7	Mark Brubaker (14-19)	2005

Career (min. 25 attempts)

1.	67.2	Mark Brubaker (39-58)	2002-05
2.	67.1	Taylor Groff (49-73)	2010-13
3.	65.8	Greg Knauss (25-38)	2007-08
4.	60.4	Joey Pingitore (29-48)	1982-84
5.	60.0	Nicolas Ruiz (16-25).	2015-16
6.	56.6	Matt Seagreaves (30-53)	1994-96
7.	55.0	Ed Detwiler (50-91)	1989-92
		Scott Taylor (22-40)	1979-81
9.	54.5	Mike Augustin (18-33)	1985-86
10.	53.8	J.D. Stern (28-52).	1996-99
11.	50.0	Jack Rogers (16-32).	1976-78

Extra Point Percentage

Single Season (min. 10 PAT, since 1969)

1.	100.0	Taylor Groff (48-48)	2012
		Jack Rogers (23-23).	1977
		Scott Taylor (17-17)	1979
		Scott Taylor (14-14)	1981
		John Schubert (10-10).	2011
6.	98.0	Greg Knauss (49-50)	2008

Career (min. 50 PAT)

1.	98.0	Scott Taylor (49-50)	1979-81
2.	96.2	Greg Knauss (75-78)	2007-08
3.	93.0	Nicolas Ruiz (93-100).	2015-16
4.	92.6	Ed Detwiler (112-121)	1989-92
5.	92.5	Joey Pingitore (74-80)	1982-84
6.	92.3	Taylor Groff (156-169)	2010-13
7.	89.9	Mark Brubaker (170-189)	2002-05

DEFENSIVE RECORDS

Tackles

Single Game

1.	27	Tim Green at Slippery Rock	1995
2.	22	Jeff Johnson vs. West Chester (FR)	1975
		Tom Kozlosky vs. Kutztown	1974
4.	21	Pat Brady at Central Conn.	1988
		Jeff Johnson at Kutztown	1977
		Jeff Johnson vs. Bloomsburg	1976
		Tom Kozlosky at Millersville	1974
		Tom Kozlosky vs. Slippery Rock	1974

Single Season

1.	182	Tom Kozlosky	1974
2.	147	Mike Reichenbach	1983
3.	139	Kevin Nagle	1998
4.	136	Jeff Johnson	1976
5.	135	Tim Green	1995
6.	132	Matt Freed	2009
		Fred Rice	2005
		Jeff Johnson (FR)	1975
9.	126	Matt Freed	2008
		Pat Brady	1988

Freshman

1.	132	Jeff Johnson	1975
2.	91	Bill Camp	1981
3.	90	Kevin Nagle	1997

Career

1.	502	Jeff Johnson	1975-78
2.	477	Kevin Nagle	1997-00
3.	399	Matt Freed	2007-10
4.	358	Dan Murray	1984-87
5.	335	Mike Reichenbach	1980-83
6.	301	Joe Detzi	1975-78
7.	295	Bill Camp	1981-84
8.	294	Tom Kozlosky	1973-74
9.	288	Anthony Singlar	2011-14
10.	283	Greg Thoman	2002-06

Tackles for Loss (since 1978)

Single Season

1.	32	Des Hussey	1991
2.	22	Tim Green	1995
		Bill Camp (FR)	1981
4.	21	Bill Bergen	1978
5.	20.5	Larry Sontag	1981
6.	20	Eric Sampson	1988
7.	19	Joe Ruedt	1992
		Johnny Lee Davis	1991
		Des Hussey	1990
10.	18.0	Matt Freed	2009
	18	Matt Delancey	1995
		Bob Heumann	1988
13.	17	Bob Heumann	1989
14.	16	Kevin Nagle	2000
		Phil Calamia	1983
16.	15.0	Greg Thoman	2005
	15	Bill Camp	1983
		Jeff Johnson	1978

(Assists on tackles for loss only credited since 2002)

Year Player (Position) Tackles TFL Sacks

2017	Dakota Everett (LB)	101	7.5	3.5
2016	Mike Wiand (LB)	82	7.0	2.5
2015	Sekou Jones (LB)	73	8.0	1.5
2014	Cody Simcox (LB)	87	6.0	4.0
2013	Cody Simcox (LB)	94	8.0	2.0
2012	Anthony Singlar (FS)	86	1.0	0
2011	Mike Bergey (LB)	110	10.0	1.5
2010	Matt Freed (LB)	120	14.0	7.5
2009	Matt Freed (LB)	132	18.0	10.0
2008	Matt Freed (LB)	126	11.0	4.0
2007	Jayson Frank (LB)	93	7.0	4.0
2006	Jayson Frank (LB)	86	7.5	0.5
2005	Fred Rice (LB)	132	12.5	2.0
	John Vetter (LB)	119	7.0	2.0
2004	Henry Breckenridge (LB)	97	8.5	4.5
2003	Ryan Vermillion (LB)	89	4.0	1.5
2002	Ryan Vermillion (LB)	87	5.0	2.5
2001	Jeremy Brown (DB)	68	2.0	0
2000	Kevin Nagle (LB)	125	16	8.0
1999	Kevin Nagle (LB)	123	13	4.0
1998	Kevin Nagle (LB)	139	12	1.5
1997	Kevin Nagle (LB)	90	6	3.0
1996	Bill Fonzone (LB)	70	7	2
1995	Tim Green (LB)	135	22	2
1994	Joe Menton (LB)	105	10	3
1993	Matt Giarretta (LB)	86	6	0
1992	Joe Ruedt (DE)	92	19	15
1991	Bobby Swift (LB)	112	1	4
	Des Hussey (DT)	105	32	15
1990	Jim Miller (LB)	94	4	1
1989	Jim Miller (LB)	80	6	0
1988	Pat Brady (LB)	126	4	0
1987	Dan Murray (LB)	108	8	1
1986	Dan Murray (LB)	107	9	3
	Joe Keenan (LB)	105	5	1
1985	Joe Keenan (LB)	97	0	0
1984	Phil Calamia (DT)	84	13	2
1983	Mike Reichenbach (LB)	147	2	1
1982	Mark Clements (LB)	116	4	1
	Mike Reichenbach (LB)	110	2	0
1981	Larry Sontag (DT)	101	20.5	9.5
1980	Dan Gechter (LB)	93	2	0
1979	Dan Gechter (LB)	87	1	0
1978	Jeff Johnson (LB)	120	15	7
	Joe Detzi (LB)	120	8	3
1977	Jeff Johnson (LB)	114		
1976	Jeff Johnson (LB)	136		
	Joe Detzi (LB)	126		
1975	Jeff Johnson (LB)	132		
1974	Tom Kozlosky (LB)	182		
1973	Tom Kozlosky (LB)	112		
1972	Frank Snyder (LB)	119		

(Sacks or tackles for loss not kept before 1978)

Tackles TFL Sacks

1. Jeff Johnson

1975	132		
1976	136		
1977	114		
1978	120	15	7
Totals	502		

2. Kevin Nagle

1997	90	6	3.0
1998	139	12	1.5
1999	123	13	4.0
2000	125	16	8.0
Totals	477	47	16.5

3. Matt Freed

2007	21	2.0	1.0
2008	126	11.0	4.0
2009	132	18.0	10.0
2010	120	14.0	7.5
Totals	399	45.0	22.5

4. Dan Murray

1984	75	4	1
1985	68	3	0
1986	107	12	3
1987	108	8	1
Totals	358	27	5

5. Mike Reichenbach

1980	78	2	0
1982	110	2	2
1983	147	2	1
Totals	335	6	3

6. Joe Detzi

1975	n/a		
1976	126		
1977	55		
1978	120	8	3
Totals	301		

7. Bill Camp

1981	91	22	11
1982	68	13	6
1983	72	15	10
1984	64	10	6
Totals	295	60	33

8. Tom Kozlosky

1973	112		
1974	182		
Totals	294		

9. Anthony Singlar

2011	51	0	0
2012	86	1.0	0
2013	65	6.0	0
2014	86	6.0	1.5
Totals	288	13.0	1.5

10. Greg Thoman

2002	43	10.5	3.0
2003	3	1.0	0
2004	77	5.5	2.0
2005	90	15.0	6.0
2006	70	14.5	8.5
Totals	283	46.5	19.5

DEFENSIVE RECORDS

Sacks (since 1978)

Single Game

1.	5	Johnny Lee Davis at Lenoir-Rhyne	1991
		Eric Sampson vs. Kutztown	1988
3.	4	Brian Holkovic at Kutztown.	2001
		Bob Heumann at Mansfield	1988
		Bill Camp vs. Millersville	1983
		Jeff Johnson at Millersville.	1978
7.	3.5	Bryan Thomson at Kutztown.	2013

Single Season

1.	15	Joe Ruedt	1992
		Des Hussey.	1991
3.	13	Bob Heumann.	1989
4.	12	Johnny Lee Davis.	1991
		Bob Heumann.	1988
		Ray Yakavonis.	1978
7.	11	Des Hussey.	1990
		Eric Sampson	1988
		Bill Camp (FR)	1981
10.	10	Matt Freed	2009
		Adam DeAngelo	2000
		John Catalano.	1993
		Joe Ruedt	1991
		Bill Camp	1983

Career

1.	33	Des Hussey.	1988-91
		Bill Camp	1981-84
3.	30	Joe Ruedt	1989-92
4.	29	Bob Heumann.	1987-89
5.	23.5	Brandon Gattelli.	2011-14
6.	22.5	Matt Freed	2007-10
7.	21.5	Bryan Thomson	2011-14
8.	19.5	Greg Thoman	2002-06
9.	18.5	Mike Coyle	1987-90
		Eric Sampson	1985-88
11.	17.5	Dustin Barno	1999-02
12.	17	Matt Delancey.	1993-96

Blocked Kicks

Single Season

1.	6	Bryan Thomson (3 PAT, 3 FG).	2014
		Bryan Thomson (3 PAT, 3 FG).	2012
		Joe Menton.	1995
4.	4	Dakota Everett	2017
		Dennis Segich.	1987
		Scott LeVan.	1978
6.	3	Matt Delancey.	1995
		Mike Lush.	1980

Career

1.	16	Bryan Thomson (10 PAT, 6 FG) 2011-14
2.	8	Matt Delancey. 1993-96
3.	7	Joe Menton. 1991-95
4.	6	Henry Breckenridge. 2001-04
		Scott LeVan. 1976-78
6.	5	Kevin Nagle 1997-00
		Dennis Segich. 1985-88

Team Records

1.	13	1996
2.	12	1995
3.	8	1978
4.	7	2007
5.	6	1993, 1997, 1999, 2012, 2014, 2017

Interceptions

Single Game

1.	4	Shawnte Carroll vs. Slippery Rock	2009
2.	3	Matt Crispell at Bloomsburg	2004
		Roger Straub vs. Kutztown	1992
		Bill Scott at Mansfield	1986
		Mike Lush vs. Central Conn.	1980

Single Season

1.	12	Mike Lush	1980
2.	10	Matt Crispell.	2004
3.	8	Michael Wiggins.	2004
		Jeremy Brown	2001
		Roger Straub	1992
		Curtis Bunch.	1991
7.	7	Nicholas Artinger.	2009
		Nick Beisker.	2002
		Derrick Deburow	1990
		Linus Bolden	1989
		Ray Cianni.	1978
		Fred Balina.	1978

Career

1.	18	Matt Crispell.	2003-05
		Curtis Bunch.	1987-91
		Rich Rodenberger	1973-76
4.	15	Mike Lush	1976-80
		Ray Cianni.	1976-79
6.	14	Michael Wiggins.	2003-06
		Jeremy Brown	1999-01
		Melvin Woodson	1990-93
9.	13	Teron Dobbs.	2012-15
		Nick Beisker.	2000-02
		Derrick Deburow	1989-92

Interception Yardage

Single Season

1.	208	Mike Lush	1980
2.	171	Curtis Bunch.	1990
3.	163	Jeremy Brown	2001

Career

1.	436	Curtis Bunch.	1987-91
2.	262	Joe McLaughlin	1985-88
3.	249	Mike Lush	1976-80

Interception Returns for TD

Team, Game

3	vs. Slippery Rock	2009
2	vs. Mansfield	1985
	at West Chester	1978
	vs. Mansfield	1973

Individual, Game

2	Shawnte Carroll vs. Slippery Rock	2009
---	---	------

Single Season

2	Shawnte Carroll.	2009
	Jeremy Brown	2001

Career

2	Darius Jackson	2010-13
	Shawnte Carroll.	2008-11
	Michael Glover.	1999-02
	Jeremy Brown	1999-01
	Joe McLaughlin	1985-88
	Dennis Segich	1985-88
	Fred Balina.	1975-78

Forced Fumbles

Single Season

1.	6	Billy Inge III.	2017
		Justin Johnson.	2017
3.	5	Jeff Johnson.	1978
4.	4	Mark Kalo	2009
		Nick Beisker.	2002
		Joe Detzi	1978

Career

1.	9	Dan Murray.	1984-87
2.	7	Bob Heumann.	1987-89
		Mike Reichenbach	1980-83
4.	6	Billy Inge III. 2017-pres.	
		Justin Johnson 2016-pres.	
		Bryan Thomson	2011-14
		Mike Bergey	2008-11
		Jeff Johnson.	1975-78#
9.	5	Brandon Gattelli.	2011-14
		Taylor Cave.	2008-11
		Fred Rice.	2004-08
		Nick Beisker.	2000-02
		Kevin Nagle	1997-00
		Jay Callaghan.	1990-92
		Joe Ruedt	1989-92
		Des Hussey.	1988-91
		Dennis Segich.	1985-88
		Scott Baublitz	1980-83

Johnson, Detzi's FF not available for 1975-76

Fumble Recoveries

Single Season

1.	6	Jeff Johnson.	1978
2.	5	Joe McLaughlin	1988
		Fred Polk	1985
		Jack Shrawder	1978
5.	4	Sam Trunzo	2013
		Matthew Faas.	2008
		Brian Holkovic	1999
		Jim Naugle	1996
		Johnny Lee Davis	1991
		Eric Sampson	1988
		Mike Lush	1980
		John Smith	1973
		Tom Polinski.	1973

Career

1.	7	Jay Callaghan	1990-92
		Eric Sampson	1986-88
		Joe McLaughlin	1985-88
		Chris Gerhard.	1983-86
		Bill Camp	1981-84
		Bill Bergen	1975-78
		Jeff Johnson.	1975-78
		Tom Polinski.	1971-74
9.	6	Brian Holkovic	1999-01
		Des Hussey.	1988-91
		Mike Lush	1976-80
		John Smith	1970-73

SCORING PLAYS - DEFENSE / SPECIAL TEAMS

Defensive Touchdowns (since 1969)

2017	Billy Inge III at Kutztown	FR	35
	Rich Melito vs. Bloomsburg	FR	25
	Sekou Jones at Lock Haven	FR	0
2014	Konrad Mims at Bloomsburg	FR	76
2013	Darius Jackson at Seton Hill	FR	19
	Darius Jackson at West Chester	Int	44
2012	Darius Jackson vs. Cheyney	Int	54
2011	Curtis Culbreath vs. Pace	Int	66
2010	Richard Peter at Pace	FR	20
2009	Taylor Cave vs. Clarion	Int	26
	Shawnte Carroll vs. Slippery Rock	Int	36
	Nicholas Artinger vs. Slippery Rock	Int	45
	Shawnte Carroll vs. Slippery Rock	Int	40
2008	David Castillo vs. Gannon	Int	64
	Matthew Faas vs. West Chester	FR	75
	Matt Freed at C.W. Post	Int	30
2007	Dave Lotier at Lock Haven	Int	42
2006	Scott Christy vs. Cheyney	Int	77
2005	Tyree Townes vs. Kutztown	Int	34
	Noel Nation vs. C.W. Post (NCAA)	Int	29
2004	Michael Wiggins vs. C.W. Post	Int	55
2002	Michael Glover at Glenville State	Int	25
	Phil DeCecco vs. Cheyney	FR	43
2001	Jeremy Brown vs. West Chester	Int	80
	Jeremy Brown at Millersville	Int	33
2000	Adam DeAngelo vs. Millersville	Int	28
	Michael Glover at Cheyney	Int	25
1999	Jason Zinn vs. Glenville State	Int	22
1995	Mike Lusch vs. West Chester	Int	22
	Troy Myers at Slippery Rock	Int	95
1994	Matt Gifford vs. Cheyney	FR	6
1993	Jim Naugle vs. Mansfield	Int	26
	Mike McClelland vs. Bloomsburg	FR	8
1992	Matt Giarretta vs. SCSU	FR	20
	Joe Menton vs. Millersville	Int	27
1991	Curtis Bunch at Lenoir-Rhyne	Int	60
	Jay Callaghan at SCSU	Int	44
	Bobby Swift at Cheyney	FR	0
	Derrick Deburaw at Kutztown	Int	32
	Melvin Woodson vs. Buffalo	Int	22
1989	Ernie Sebastianelli vs. Mansfield	Int	45
1988	Ernie Sebastianelli at Bloomsburg	FR	19
1987	Joe McLaughlin vs. Mansfield	Int	31
	Dennis Segich vs. SCSU	Int	41
1986	Kevin Conroy vs. New Haven	Int	55
	Dennis Segich at Mansfield	Int	10
1985	Bill Scott vs. Mansfield	Int	31
	Joe McLaughlin vs. Mansfield	Int	74
1979	Ken Bratchie at C.W. Post	Int	37
1978	Ray Yakavonis vs. Cortland	Int	14
	Jeff Johnson at Millersville	FR	0
	Tony Casucci at West Chester	Int	63
	Fred Balina at West Chester	Int	46
1977	Fred Balina vs. Montclair	Int	52
	Phil Wayes at Cortland	Int	50
1974	Andy Whittington vs. Slippery Rock	Int	62
	Tom Kearney at West Chester	FR	0
1973	John Yudt vs. Montclair	Int	22
	Bill Navarre vs. Mansfield	Int	34
	Ron Reidinger vs. Mansfield	Int	26
	Tom Kozlosky at Bloomsburg	Int	30
1970	Joseph Vancho at Montclair	FR	75
	Raymond Johnson vs. Wilkes	Int	26

Defensive Touchdowns

Career	
3	Darius Jackson2010-13 (Defense 12-13)
2	Shawnte Carroll
	Jeremy Brown
	Ernie Sebastianelli
	Joe McLaughlin
	Dennis Segich
	Fred Balina
Season	
2	Shawnte Carroll2009
	Jeremy Brown2001
Game	
2	Shawnte Carroll2009 vs. Slippery Rock
Longest Interception Return for TD	
95	Troy Myers at Slippery Rock1995
80	Jeremy Brown vs. West Chester2001
77	Scott Christy vs. Cheyney2006
74	Joe McLaughlin vs. Mansfield1985
Longest Fumble Return for TD	
76	Konrad Mims at Bloomsburg2014
75	Matthew Faas vs. West Chester2008
	Joseph Vancho at Montclair1970

Return Touchdowns

PUNT RETURN

Season	
3	Dennis Mailhot1989
2	Evan Prall2006
Career	
4	Dennis Mailhot1987-90
2	Evan Prall2003-06
	Joe McLaughlin1985-88
	Chris Gerhard1983-86

KICK RETURN

Season	
2	Dennis Mailhot1989
Career	
2	Dennis McWhite1992-95
	Dennis Mailhot1987-90

COMBINED KICK/PUNT RETURNS

Game	
2	Dennis Mailhot vs. Mansfield1989
Season	
5	Dennis Mailhot1989
Career	
6	Dennis Mailhot1987-90
3	Joe McLaughlin1985-88

Special Teams Scoring Plays (since 1969)

2017	Elijah Rehm at Cheyney	KR	60
	Marquis Fells at Cheyney	PR	67
2015	Teron Dobbs vs. Bloomsburg	PR	64
2014	Teron Dobbs vs. Slippery Rock	Blk FG	95
	Joe Welk vs. Kutztown	KR	93
2012	Brandon Mercer vs. Cheyney	KR	94
	Darius Jackson vs. Cheyney	Blk (PAT)	n/a
2011	Taylor Cave at Cheyney	Blk (PAT)	95
2006	Evan Prall vs. Lock Haven	PR	69
	Evan Prall vs. West Chester	PR	75
2005	Tyree Townes vs. Bloom (NCAA)	Blk Pnt	7
2003	John Jeffries vs. Lenoir-Rhyne	PR	62
	Derek Lucas vs. Lenoir-Rhyne	PR	52
	Tyree Townes at Millersville	Blk FG	84
2002	Mike Yanocha at Mansfield	KR	97
	Michael Glover vs. Millersville	KR	93
	Greg Thoman vs. Millersville	Blk Pnt	19
2000	Michael Glover at Cheyney	Int. (PAT)	95
1998	Rob Flores vs. West Chester	FR (PAT)	n/a
	Matt Kacanda at Bloomsburg	KR	98
1997	Mike Mancuso at Kutztown	PR	45
1996	J.D. Granger vs. IUP	Blk Pnt	0
	Bill Fonzone vs. IUP	Blk Pnt	18
	Mike Rhine vs. IUP	FR (PAT)	30
	(lateral from Ian Geffers)		
1995	Tim Green at Cheyney	Blk Pnt	20
	Joe Pawloski vs. Mansfield	KR	92
1993	Dennis McWhite vs. West Chester	KR	86
1992	Dennis McWhite vs. Cheyney	KR	89
1991	Derrick Deburaw at Cheyney	PR	9
1990	Dennis Mailhot vs. Cheyney	PR	71
1989	Dennis Mailhot vs. Montclair	PR	68
	Dennis Mailhot vs. Mansfield	KR	90
	Dennis Mailhot vs. Mansfield	PR	62
	Dennis Mailhot vs. Bloomsburg	PR	72
	Dennis Mailhot vs. West Chester	KR	83
1988	Joe McLaughlin vs. SCSU	PR	53
1987	Joe McLaughlin at Millersville	PR	72
1986	Chris Gerhard vs. Clarion	PR	73
	Joe McLaughlin vs. Clarion	KR	80
1985	Tracy Coleman at Cheyney	PR	78
1983	Chris Gerhard vs. Clarion (PSAC)	PR	44
1982	Chuck Reiss vs. Cheyney	Blk Pnt	2
1981	Craig Summers at Cheyney	Blk Pnt	6
	Bob Crawford at Cheyney	Blk FG	22
	Craig Summers at IUP	Blk Pnt	2
1980	Rich Fetherolf vs. IUP	Blk Pnt	36
1979	Scott Feldman at Cortland	Blk Pnt	25
1978	Joe Detzi at Montclair	Blk Pnt	29
	Tony Casucci vs. Cortland	Blk Pnt	40
	Scott LeVan vs. Cortland	PR	62
1977	Doug Rhoads vs. Millersville	Blk Pnt	2
1976	Fred Balina vs. Bloomsburg	PR	71
1973	Rich Rodenberger at Bloomsburg	Blk Pnt	22
1972	Don Coyer vs. Cheyney	Blk Pnt	0
1970	Ed Long vs. Cheyney	Blk Pnt	23

PUNTING / KICK RETURNS / PUNT RETURNS

Punt Return Average (since 1968)

Single Game (min. 90 yards)

1.	26.2	Prall vs. Lock Haven (5-131)	2006
2.	24.8	Balina vs. Bloomsburg (4-99)	1976
3.	21.2	Mancuso at Kutztown (5-106)	1997
4.	20.3	Balina vs. Cheyney (6-122)	1978

Single Season (min. 10 returns)

1.	20.3	Teron Dobbs	2015
2.	17.9	Evan Prall	2006
3.	17.8	Dennis Mailhot	1989
4.	14.5	Willard Stem (FR)	1972
5.	13.9	Troy Myers	1995
6.	13.4	Marquis Fells	2017
7.	12.4	Willard Stem	1974
8.	12.1	Chris Gerhard (FR)	1983
9.	11.8	Rick Jones (FR)	1974
10.	11.4	Fred Balina	1977

Career

1.	19.5	Teron Dobbs	2012-15
2.	15.4	Evan Prall	2003-06
3.	14.3	Dennis Mailhot	1987-90
4.	11.5	Marquis Fells	2015-17
5.	10.9	Willard Stem	1972-75
		Troy Myers	1993-95
7.	9.9	Fred Balina	1975-78
8.	9.4	Drew Stem	2006-08
9.	9.1	John Jeffries	2000-03
10.	8.8	Mike Mancuso	1994-97

Punt Return Yards (since 1968)

Single Game (since 1974)

1.	131 (5)	Evan Prall vs. Lock Haven	2006
2.	122 (6)	Fred Balina vs. Cheyney	1978
3.	108 (6)	Chris Gerhard vs. Cheyney	1984
108 (7)		Drew Stem vs. Kutztown	2008
5.	106 (5)	Mike Mancuso at Kutztown	1997

Single Season

1.	357	Evan Prall	2006
2.	346	Fred Balina	1978
3.	306	Joe McLaughlin	1987
4.	303	Fred Balina	1976
5.	286	Jim Rappo	1979
6.	284	Dennis Mailhot	1989
7.	277	Drew Stem	2008
8.	250	Chris Gerhard	1984
		Fred Balina	1977
10.	247	John Jeffries	2003

Career

1.	903	Fred Balina	1975-78
2.	759	Chris Gerhard	1983-86
3.	745	Joe McLaughlin	1985-88
4.	539	Evan Prall	2003-06
5.	496	Bill Campbell	1980-82
6.	459	Dennis Mailhot	1987-90
7.	473	Willard Stem	1972-75
8.	408	John Jeffries	2000-03
9.	368	Jim Rappo	1977-79
10.	366	Drew Stem	2005-08

Kick Return Average (since 1968)

Single Game (min. 125 yards)

1.	70.0	Mailhot vs. WC (2-140)	1989
2.	54.7	McLaughlin vs. Mansfield (3-164) (FR)	1985
3.	48.0	Mercer vs. Cheyney (3-144) (R-FR)	2012
4.	44.7	Prall vs. Kutztown (3-134)	2005
5.	43.3	Kacanda vs. Cheyney (3-130)	1999

Single Season (min. 10 returns)

1.	32.6	Dennis Mailhot	1989
2.	31.9	Brandon Mercer (R-FR)	2012
3.	30.9	Drew Stem	2007
4.	28.7	Drew Stem	2006
5.	28.5	Mike Mancuso (FR)	1994
6.	27.7	Dennis McWhite	1993
		Dennis McWhite	1992
8.	26.7	Joe Welk	2014
		Joe McLaughlin (FR)	1985
10.	26.4	Marquis Fells	2017

Career

1.	26.5	Brandon Mercer	2012-13
2.	26.2	Matt Kacanda	1998-99
3.	26.1	Drew Stem	2006-08
4.	25.7	Dennis McWhite	1992-95
5.	24.2	Joe Welk	2012-15
6.	23.7	Dusty Reed	2010-12, 14
7.	23.0	Joe Klebon	2009-11
8.	22.7	Joe McLaughlin	1985-88
9.	22.6	Marquis Fells	2015-17
10.	22.4	Bob Dinan	1968-69

Kick Return Yards (since 1968)

Single Game (since 1974)

1.	247 (9)	Dusty Reed vs. Kutztown	2012
2.	183 (9)	Marquis Fells vs. IUP	2016
3.	181 (6)	Drew Stem vs. Millersville	2007
		181 (6) Matt Kacanda vs. Millersville	1999
5.	170 (7)	Joe Klebon at Bloomsburg (R-FR)	2010

Single Season (min. 500 yards)

1.	1,210	Matt Kacanda	1999
2.	724	Kendrick Williams	2011
3.	658	Chris Gerhard	1986
4.	608	Marquis Fells	2017
		608 Chris Gerhard	1984
6.	599	Mike Mancuso	1997
7.	594	Joe Klebon (R-FR)	2010
8.	512	Joe McLaughlin	1987

Career

1.	2,008	Chris Gerhard	1983-86
2.	1,873	Mike Mancuso	1994-97
3.	1,438	Matt Kacanda	1998-99
4.	1,406	Joe McLaughlin	1985-88
5.	1,280	Drew Stem	2005-08
6.	1,132	Dennis McWhite	1992-95
7.	1,034	Evan Prall	2003-06
8.	1,016	Marquis Fells	2015-17
9.	924	Dusty Reed	2010-12, 14
10.	909	Tim Wilson	2012-13, 16-17

Combined Return Yards (since 1968)

Single Game (KR, PR)

1.	247	Reed vs. Kutztown (247-9)	2012
2.	216	McLaughlin vs. Mansfield (164-3, 52-3) (FR)	1985
3.	208	Stem vs. Millersville (181-6, 27-2)	2007
4.	191	Kacanda vs. Glenville (145-5, 46-3)	1999
5.	189	Kacanda vs. Millersville (181-6, 8-2)	1999

Single Season

1.	1,435	Matt Kacanda	1999
2.	858	Chris Gerhard	1984
3.	823	Marquis Fells	2017
4.	818	Joe McLaughlin	1987
5.	815	Chris Gerhard	1986
6.	760	Mike Mancuso	1997
7.	751	Drew Stem	2008
8.	724	Kendrick Williams	2011
9.	643	Dennis Mailhot	1989
10.	617	Evan Prall	2006

Career (1,000+)

1.	2,767	Chris Gerhard	1983-86
2.	2,197	Mike Mancuso	1994-97
3.	2,151	Joe McLaughlin	1985-88
4.	1,663	Matt Kacanda	1998-99
5.	1,646	Drew Stem	2005-08
6.	1,573	Evan Prall	2003-06
7.	1,429	Fred Balina	1975-78
8.	1,326	Marquis Fells	2015-17
9.	1,201	Dennis Mailhot	1987-90
10.	1,132	Dennis McWhite	1992-95
11.	1,071	Tim Wilson	2012-13, 16-17

Punting Average

Single Season

1.	46.0	Nick Krut (48-2,210)	2008
2.	44.4	Adam Hostetter (54-2,397)	2001
3.	43.2	Ken Parrish (33-1,426)	2004
4.	42.5	Jordan Bair (51-2,170)	2014
5.	42.1	Todd McNamee (72-3,030)	1988
6.	42.0	Ken Parrish (42-1,764)	2005
7.	41.4	Jim Villani (66-2,732)	1979
8.	41.0	Ed Detwiler (50-2,049)	1991
9.	40.7	Nick Krut (48-1,953)	2007
		Ken Parrish (46-1,873)	2003

Career

1.	42.4	Nick Krut (120-5,093)	2006-08
2.	40.5	Jim Villani (138-5,589)	1978-79
3.	40.4	Ken Parrish (174-7,030)	2002-05
4.	40.1	Adam Hostetter (242-9,710)	1998-01
5.	40.0	Ed Detwiler (202-8,077)	1989-92

Longest Punt

1.	78	Todd McNamee vs. SCSU	1988
2.	75	Ken Parrish vs. West Chester	2004
		Ed Detwiler vs. Bloomsburg	1991
		Ed Detwiler at Millersville	1991
		Todd McNamee vs. Cheyney	1988
		Rob Derby vs. West Chester	1949

TEAM OFFENSIVE RECORDS

Note: Most records since 1974

Points Scored

Single Game

99	1926	at Lock Haven (99-0)
78	1996	vs. Cheyney (78-32)
72	2005	at Bentley (72-17)
70	2013	at Seton Hill (70-7)
	1980	vs. Bloomsburg (70-15)
	1968	vs. Bloomsburg (70-14)

Single Season

42.5	2005	596 points (14)
42.1	1968	379 points (9)
40.8	2013	449 points (11)
40.0	2015	440 points (11)

Total Offense

Single Game

828	2012	at LIU Post
736	1996	at New Haven
712	2005	vs. SCSU (NCAA)
705	1968	vs. Bloomsburg
698	1996	at Mansfield
696	2013	vs. Lock Haven
693	2015	vs. Shippensburg
692	2013	vs. Clarion
678	1996	vs. Cheyney
677	1994	vs. SCSU
672	2005	at C.W. Post
667	2011	vs. Pace
663	2005	at Clarion
636	1996	at Bloomsburg
632	2004	vs. Millersville
629	2014	at Shippensburg
622	2005	at Bentley
620	2013	vs. Bloomsburg
613	1995	vs. American Intl.
607	2004	vs. Cheyney
600	2011	at Kutztown

Single Season

509.1	1996	5,091 yards (10)
508.4	2005	7,118 yards (14)
508.1	2013	5,589 yards (11)
498.1	2004	5,977 yards (12)
497.9	2012	4,979 yards (10)
488.0	2015	5,368 yards (11)
464.8	1994	4,648 yards (10)
457.3	1968	4,116 yards (9)
450.2	2014	4,952 yards (11)

Offensive Plays

Single Game

107	2015	vs. Shippensburg
106	1994	vs. SCSU
94	1996	at New Haven
93	2016	vs. Lock Haven
91	1983	vs. Mansfield
90	2008	vs. Shippensburg

Single Season (per game)

81.8	1994818 plays (10)
79.0	2015869 plays (11)
74.9	1996749 plays (10)

Yards per Play

7.9	2004	5,977 yards (753)
7.6	2005	7,118 yards (934)
7.2	2012	4,979 yards (692)

Yards per Play (single game)

12.4	2004	vs. Cheyney (49-607)
11.3	2011	vs. Pace (59-667)
10.8	2012	vs. Cheyney (54-582)
10.5	2005	at C.W. Post (64-672)
	2012	at C.W. Post (79-828)
10.4	2004	vs. Millersville (61-632)
10.3	2005	vs. Mansfield (53-546)
	2005	vs. C.W. Post (NCAA) (52-535)
10.2	2013	vs. Lock Haven (68-696)

Rushing

Single Game

442	1962	vs. Cheyney
395	1977	at Cortland State
382	1993	vs. Bloomsburg
368	2005	vs. SCSU (NCAA)
363	1976	vs. Cheyney
350	1976	vs. Kutztown
338	2013	at Seton Hill
337	2007	at Cheyney
334	2012	vs. Cheyney
323	1974	vs. Cortland State
315	2003	at Cheyney
315	1994	vs. SCSU
308	2002	vs. Kutztown
305	1994	at Springfield
302	2000	vs. Shepherd
301	2013	at Shippensburg
301	1976	at Millersville
300	1987	vs. SCSU

Single Season

288.8	1962	2,599 yards (9)
260.8	1965	2,608 yards (10)
239.6	1976	2,396 yards (10)
216.9	1977	1,735 yards (8)

Rushing Plays

Single Game

64	1978	at Mansfield
63	1988	vs. Cheyney
62	1980	vs. Kutztown
	1974	vs. Bloomsburg

Single Season (per game, since 1970)

55.4	1973443 plays (8)
54.6	1978601 plays (11)
52.1	1977417 plays (8)

Yards per Carry

5.2	2004	1,961 yards (374)
5.1	2013	2,084 yards (412)
5.0	2003	1,815 yards (362)
	1970	1,628 yards (326)

Yards per Carry (single game)

10.4	2006	vs. West Chester (14-146)
9.3	2012	vs. Cheyney (36-334)
7.9	2016	at Mercyhurst (35-276)
7.9	1998	vs. Cheyney (29-228)
7.7	2012	at C.W. Post (36-276)
7.7	2005	vs. SCSU (NCAA) (48-368)

Passing Plays

Single Game

71	2016	vs. Lock Haven
70	2015	vs. Shippensburg
61	1999	vs. Millersville
60	2008	vs. Shippensburg
59	1996	at New Haven
57	2010	vs. Kutztown
	1970	at Lafayette

Single Season (per game)

44.9	2015	494 attempts (11)
41.5	1996	415 attempts (10)
39.5	2011	435 attempts (11)
39.2	2014	431 attempts (11)
37.6	1994	376 attempts (10)

Yards per Attempt

10.8	2005	4,835 yards (447)
10.6	2004	4,016 yards (379)
9.7	1996	4,041 yards (415)
9.6	2012	3,276 yards (342)

Yards per Attempt (single game)

18.2	2005	at Clarion (16-22, 401)
17.1	2005	at C.W. Post (20-32, 546)
16.9	2011	vs. Pace (18-27, 456)
15.9	2013	vs. Lock Haven (18-29, 462)
15.4	2005	vs. C.W. Post (NCAA) (19-25, 384)

Yards per Completion

18.0	1996	4,041 yards (224)
17.5	2005	4,835 yards (277)
17.2	2004	4,016 yards (233)
17.0	1978	1,431 yards (84)

Completion Percentage

65.3	2006	235-for-360
62.0	2005	227-for-447
61.5	2004	233-for-379
60.7	2009	219-for-361
60.5	2012	207-for-342
60.2	2010	237-for-394

Completion Percentage (single game)

81.1	2012	vs. West Chester (30-37)
81.0	1989	at SCSU (17-21)
77.8	2003	vs. Bloomsburg (28-36)
	1984	at West Chester (21-27)
	1974	at Mansfield (7-9)

Passing

Single Game

616	1996	at Mansfield
603	1996	at New Haven
594	2015	vs. Shippensburg
552	2012	at LIU Post
549	1996	vs. Cheyney
546	2005	at C.W. Post
522	2011	at Kutztown
503	2011	vs. C.W. Post
502	2014	at Edinboro
499	2004	vs. Cheyney
493	1996	at Bloomsburg
476	2013	vs. Bloomsburg
472	1996	vs. SCSU
468	2016	vs. Lock Haven
463	2013	vs. Clarion
462	2013	vs. Lock Haven
456	2011	vs. Pace
454	2009	at Kutztown
452	1982	at Millersville

Single Season

404.1	1996	4,041 yards (10)
361.5	2015	3,977 yards (11)
345.4	2005	4,835 yards (14)
334.6	2004	4,016 yards (12)
329.1	2014	3,620 yards (11)
327.6	2012	3,276 yards (10)
323.2	2011	3,555 yards (11)
318.6	2013	3,505 yards (11)

First Downs

Single Game

39	2015	vs. Gannon
38	2015	vs. Shippensburg
36	2013	vs. Clarion
	2003	at Cheyney
	1994	vs. SCSU
34	2012	at LIU Post
33	2005	vs. SCSU (NCAA)
32	2016	vs. Lock Haven
	2015	at Lock Haven
	1995	vs. American Intl.

Single Season (per game)

27.0	2015297 (11)
25.6	2013282 (11)
23.9	2005334 (14)
23.0	2012230 (10)

No Punts in a Game

2013	vs. Millersville
2010	vs. Cheyney
2006	vs. Cheyney; vs. Kutztown
2005	at Clarion
2004	at Mansfield
1983	vs. Mansfield

Most Victories

11	(11-3)	2005
10	(10-2)	2004
	(10-1)	1978
	(10-0)	1965, 1975

Consecutive Victories

19	1975-76
----	---------

Consecutive Games without a Loss

21	1975-77
----	---------

Undefeated Seasons

10-0	1965, 1975
9-0-1	1976 ... 8-0-1 - 1968 ... 6-0 - 1942

ESU Offensive Lows (since 1974)

Rushing Yards

-45	2014	vs. Kutztown
-43	1986	vs. Millersville
-38	2007	at California

Total Yards

16	1986	vs. Millersville
21	1980	at Millersville
53	2007	at California

First Downs

1	1980	at Millersville
5	1986	vs. Millersville
	1986	vs. Kutztown

Total Plays

43	2014	vs. Cheyney
	1974	vs. Slippery Rock
44	2009	at Shippensburg

Interceptions

5	2011	vs. C.W. Post
	2011	at Shippensburg
	1988	at Bloomsburg
	1981	at Kutztown
	1978	vs. C.W. Post

Fumbles Lost

5	2007	at Kutztown
	1995	vs. Mansfield

Turnovers, Game

8	1988	at Bloomsburg (5 Int., 3 FR)
	1974	at IUP (4 Int., 4 FR)
7	1985	at Cheyney (4 Int., 3 FR)
	1981	at Kutztown (5 Int., 2 FR)

Turnovers, Season

42	1991	24 Int., 18 FR
41	2011	27 Int., 14 FR

Turnover Margin

-6	1986	at West Chester (0-6)
-5	2007	at Kutztown (1-6)
	2000	at Clarion (1-6)
	1988	at Bloomsburg (3-8)
	1984	at West Chester (0-5)
	1980	at Montclair (1-6)
	1980	vs. IUP (1-6)

TEAM DEFENSIVE RECORDS

Points Allowed

Single Game

0 Last time vs. Lock Haven . 2012
(28 shutouts in 44 years under Douds)

Shutouts, Season

6 1926..... 8 games
1959..... 9 games
4 9 times, most recent 1964

Points Allowed, Season

1.5 1926..... 12 points (8)
2.2 1942..... 13 points (6)
5.6 1961..... 45 points (8)

Since 1974 (under Douds)

6.9 1978..... 76 points (11)
8.7 1976..... 87 points (10)
9.5 1975..... 95 points (10)
9.7 1979..... 97 points (10)
11.4 1977..... 91 points (8)

Total Defense

Single Game

-39 1978..... at Mansfield
-5 1964..... vs. Cheyney
14 1988..... vs. Cheyney
73 1978..... vs. Bloomsburg
83 1991..... at Cheyney
1976..... at Mansfield
94 1976..... at Montclair
98 1978..... at Millersville
100 2003..... vs. Lenoir-Rhyne

Single Season

107.9 1961..... 863 yards (8)
112.4 1962..... 899 yards (9)

Since 1974 (under Douds)

159.6 1978..... 1,755 yards (11)
220.1 1976..... 2,201 yards (10)
222.0 1988..... 2,220 yards (10)
242.6 1977..... 1,941 yards (8)
248.6 1979..... 2,486 yards (10)

Offensive Plays

Single Game

38 2002..... vs. Kutztown
45 2012..... vs. West Chester
46 1988..... vs. Cheyney
1976..... at Mansfield
47 2001..... vs. Cheyney
1977..... vs. West Chester
1975..... vs. Mansfield
48 1977..... at Cheyney
49 2009..... at Cheyney
2003..... vs. Lenoir-Rhyne
1978..... at Mansfield

Single Season

58.6 2006..... 645 plays (11)
60.9 1978..... 670 plays (11)
62.8 1975..... 628 plays (10)
63.4 1977..... 507 plays (8)
64.2 2009..... 770 plays (12)

Yards per Play

2.6 1978..... 1,755 yards (670)
2.8 1973..... 1,486 yards (530)
3.2 1972..... 1,949 yards (596)
3.4 1988..... 2,220 yards (652)
1976..... 2,201 yards (655)

Yards per play (single game)

-0.8 1978..... at Mansfield (49- -39)
0.3 1988..... vs. Cheyney (46-14)
1.3 1991..... at Cheyney (62-83)
1.4 1978..... vs. Bloomsburg (51-73)
1.8 1982..... at Mansfield (66-118)

Rushing

Single Game

-51 1978..... at Mansfield
-28 1990..... vs. Cheyney
-18 1964..... vs. Cheyney
-15 1988..... vs. Kutztown
-11 2013..... at Seton Hill
-2 1988..... vs. Cheyney

Single Season

47.9 1961..... 383 yards (8)
48.6 1962..... 390 yards (9)

Since 1974 (under Douds)

59.7 1978..... 657 yards (11)
94.8 1988..... 948 yards (10)
110.2 1990..... 1,102 yards (10)

Yards per Carry

1.5 1978..... 657 yards (443)
2.3 1988..... 948 yards (407)
2.5 1972..... 1,043 yards (425)

Yards per Carry (single game)

-1.4 1978..... at Mansfield (37- -51)
-1.0 1990..... vs. Cheyney (27- -28)
-0.5 1988..... vs. Kutztown (31- -15)
-0.5 2013..... at Seton Hill (24- -11)
-0.1 1988..... vs. Cheyney (29- -2)

Passing

Single Game

-4 1978..... vs. Bloomsburg
-1 1982..... at Mansfield
8 1976..... vs. Cheyney
1975..... vs. Mansfield
12 1978..... at Mansfield
16 1988..... vs. Cheyney
24 1975..... at Kutztown

Single Season

37.6 1973..... 301 yards (8)
60.0 1961..... 480 yards (8)

Since 1974 (under Douds)

89.9 1976..... 899 yards (10)
98.2 1974..... 982 yards (10)
99.4 1975..... 994 yards (10)
99.8 1978..... 1,098 yards (11)
115.1 1982..... 1,266 yards (11)

Yards per Attempt

2.7 1973..... 301 yards (113)
4.3 1976..... 899 yards (209)
4.4 1982..... 1,266 yards (286)
4.7 2001..... 1,180 yards (249)
4.8 1978..... 1,098 yards (227)

Yards per Attempt (single game)

-0.4 1978..... vs. Bloomsburg (2-10, -4)
-0.1 1982..... at Mansfield (2-17, -1)
0.9 1988..... vs. Cheyney (2-17, 16)
1.0 1978..... at Mansfield (4-12, 12)
1.0 1976..... vs. Cheyney (3-8, 8)
1.0 1975..... vs. Mansfield (2-8, 8)

Yards per Completion

7.9 1973..... 301 yards (38)
10.6 2000..... 1,753 yards (165)
10.7 1976..... 899 yards (84)
11.0 1974..... 982 yards (89)

Completion Percentage (game)

11.8 1988..... vs. Cheyney (2-17)
1982..... at Mansfield (2-17)
15.0 2001..... vs. Cheyney (3-20)
15.4 1975..... vs. Montclair (2-13)
16.7 1976..... at West Chester (3-18)
17.1 1991..... vs. Bloomsburg (6-35)

Completion Percentage (season)

33.6 1973..... 38-for-113
37.0 1978..... 84-for-227
37.1 1982..... 106-for-286
38.6 1972..... 66-for-171
40.2 2001..... 100-for-249
1976..... 84-for-209

First Downs

Single Game

0 1978..... at Mansfield
2 1988..... vs. Cheyney
5 2002..... vs. Kutztown
1983..... at Central Conn.
1978..... vs. Bloomsburg

Single Season

9.4 1978..... 103 (11)
10.9 1973..... 87 (8)
11.6 1972..... 104 (9)
12.6 1975..... 126 (10)
12.7 1979..... 127 (10)
12.8 1977..... 102 (8)
13.3 1988..... 133 (10)

Sacks

Single Game

10 1991..... at Cheyney
1988..... at Mansfield
9 2010..... at Pace
1993..... at California
1990..... vs. Cheyney
1988..... vs. Kutztown
1978..... at Mansfield
8 2013..... at Kutztown
2012..... at Mercyhurst
2000..... vs. Millersville
1991..... at Lenoir-Rhyne
1981..... at Cheyney

Single Season

50 1991
47 1978
44 1988
36 2010 - 1981
35 1990
34 1996
33 2014 - 2009
32 2013
31 2000 - 1992 - 1987
30 2012 - 1993 - 1989

Turnovers

Single Game

10 1978..... vs. Cortland (7 Int., 3 FR)
9 1990..... vs. Cheyney (5 Int., 4 FR)
8 1999..... vs. Cheyney (7 Int., 1 FR)
1992..... vs. Kutztown (6 Int., 2 FR)
1989..... vs. Mansfield (3 Int., 5 FR)
1986..... vs. Cheyney (2 Int., 6 FR)
1978..... vs. Cheyney (5 Int., 3 FR)
7 10 times, most recently
2009 vs. Slippery Rock (6 Int., 1 FR)

Single Season

55 1978..... 33 Int., 22 FR
46 1983..... 29 Int., 17 FR
44 1991..... 19 Int., 25 FR
40 1980..... 21 Int., 19 FR
1975..... 20 Int., 20 FR
36 1993..... 24 Int., 12 FR
1992..... 25 Int., 11 FR
1990..... 21 Int., 15 FR
1989..... 20 Int., 16 FR
35 1985..... 14 Int., 21 FR

Turnover Differential

+8 1999..... vs. Cheyney (8-0)
1990..... vs. Cheyney (9-1)
+7 1978..... vs. Cortland (10-3)
1975..... at Slippery Rock (7-0)
+6 1986..... vs. Cheyney (8-2)
+5 2009..... vs. Slippery Rock (7-2)
1990..... at Buffalo (6-1)
1977..... vs. Mansfield (5-0)
1975..... vs. Mansfield (6-1)

No Turnovers, either Team

2014 at Edinboro
2008 vs. Kutztown
2004 vs. West Chester (NCAA)
2000 vs. Shepherd

Best Turnover Differential, Season

+21 1978..... 55 Opp., 34 ESU
+15 2002..... 33 Opp., 18 ESU
+14 2013..... 25 Opp., 11 ESU
+14 1993..... 36 Opp., 22 ESU
1975..... 40 Opp., 26 ESU

Worst Turnover Differential, Season

-20 2011..... 21 Opp., 41 ESU
-14 1997..... 19 Opp., 33 ESU

Interceptions

Single Game

7 1999..... vs. Cheyney
1978..... vs. Cortland
6 2009..... vs. Slippery Rock
1992..... vs. Kutztown
5 14 times, most recently
1998..... at Bloomsburg

Single Season

33 1978
29 1983
25 1992
24 1993
23 2004
22 1972
21 1990 - 1980 - 1979
20 1994 - 1989 - 1982 - 1975

Fumble Recoveries

Single Game

6 1986..... vs. Cheyney
5 2009..... vs. C.W. Post
1995..... at Kutztown
1991..... at SCSU
1989..... vs. Mansfield
1985..... at SCSU

Single Season

26 1978
25 1991
23 2017
21 1985
20 1975 - 1973
19 1980
17 1986 - 1983
16 1989 - 1987

3rd Down Percentage

(since 1990)

Single Game

0.0 [0-12] 1997..... at Kutztown
0.0 [0-10] 2003..... vs. Lenoir-Rhyne
0.0 [0-8] 2001..... at Millersville

Single Season

27.1 2001..... 38 of 140
29.2 2002..... 38 of 130
31.7 1995..... 51 of 161
32.3 2008..... 54 of 167
32.9 2003..... 48 of 146
1994..... 46 of 140

4th Down Percentage

(since 1998)

Single Season

18.8 2009..... 3 of 16
24.1 2005..... 7 of 29
26.7 2013..... 4 of 15
28.6 2000..... 6 of 21
36.4 2001..... 8 of 22

SCORING RECORDS / COMEBACKS

Note: Most records since 1969

ESU Points Scored, Game

99	99-0	at Lock Haven, 1926
78	78-32	vs. Cheyney, 1996
72	72-17	at Bentley, 2005
70	70-7	at Seton Hill, 2013
	70-14	vs. Bloomsburg, 1980
	70-14	vs. Bloomsburg, 1968
69	69-7	at Cheyney, 2015
	69-20	at Cheyney, 2003
	69-14	at Cortland State, 1977
	69-0	vs. Bloomsburg, 1964
68	68-6	vs. Cheyney, 1962
67	67-69 (L, 50T)	vs. Shippensburg, 2015
66	66-7	vs. Millersville, 2013
	66-49	at C.W. Post, 2005

Opponents Points Scored, Game

73	73-42	IUP, 2016
70	70-10	at New Hampshire, 1998
69	69-67 (50T)	vs. Shippensburg, 2015
66	66-41	Lock Haven, 2016
	66-41	at Gannon, 2014
63	63-17	at Kutztown, 2015
	63-21	vs. Shippensburg, 2012
59	59-33	vs. Kutztown, 2012
	59-56	at New Haven, 1996
58	58-42	at Bloomsburg, 1996
	58-0	at Shippensburg, 1936
57	57-15	at Slippery Rock, 2016
	57-35	vs. West Chester, 1998
56	56-24	vs. Slippery Rock, 2014
	56-27	at Mansfield, 1990

Combined Points Scored, Game

136	67-69 (L, 50T)	vs. Shippensburg, 2015
115	42-73 (L)	IUP, 2016
	66-49 (W)	at C.W. Post, 2005
	56-59 (L)	at New Haven, 1996
110	78-32 (W)	vs. Cheyney, 1996
107	41-66 (L)	Lock Haven, 2016
	41-66 (L)	at Gannon, 2014
100	42-58 (L)	at Bloomsburg, 1996
99	99-0 (W)	at Lock Haven, 1926
97	45-52 (L)	at Mercyhurst, 2012
92	33-59 (L)	vs. Kutztown, 2012
	35-57 (L)	vs. West Chester, 1998
	43-49 (L)	vs. Kutztown, 1970
91	52-39 (W)	at Bloomsburg (NCAA), 2005
90	38-52 (L)	vs. Bloomsburg, 2013
	48-42 (W)	at C.W. Post, 2008

Combined Points Scored, Quarter

53	4th (33-20)	1991 at SCSU (W 43-41)
51	2nd (21-30)	1996 at New Haven (L 56-59)
	4th (21-30)	1984 at Lafayette (L 38-44)
46	4th (13-33)	2003 vs. Bloomsburg (L 37-40)
43	2nd (33-10)	1996 vs. Cheyney (W 78-32)
	2nd (29-14)	1990 vs. Cheyney (W 46-14)
42	2nd (35-7)	2008 at C.W. Post (W 48-42)
	2nd (21-21)	2006 vs. California (W 41-34)
	3rd (28-14)	2005 at C.W. Post (W 66-49)
	2nd (21-21)	2000 at Clarion (W 37-33)
1st Quarter			
38	(38-0)	1978 vs. Cortland (W 64-7)

Combined Points Scored, Half

71	1st (45-26)	1996 vs. Cheyney (W 78-32)
70	1st (28-42)	1996 at New Haven (L 56-59)
66	1st (21-45)	2016 vs. IUP (L 42-73)
64	1st (64-0)	1978 vs. Cortland State (W 64-7)
63	2nd (35-28)	2005 at C.W. Post (W 66-49)
61	1st (58-3)	2005 at Bentley (W 72-17)
60	2nd (33-27)	1991 at SCSU (W 43-41)

ESU Points Scored, Quarter

38	1st	vs. Cortland State, 1978
35	2nd	at C.W. Post, 2008
34	2nd	at Millersville, 2010
33	3rd	vs. Cheyney, 1996
	4th	at SCSU, 1991
31	2nd	at Bentley, 2005
30	1st	at Seton Hill, 2013
	1st	vs. Lenoir-Rhyne, 2003
	3rd	vs. Mansfield, 1985

ESU Points Scored, 4th Quarter

33	4th	at SCSU, 1991
28	4th	at New Haven, 1996
24	4th	at Pace, 2010
	4th	at Bloomsburg (NCAA), 2005

ESU Points Scored, Half

64	1st	vs. Cortland State, 1978
58	1st	at Bentley, 2005
54	1st	vs. Millersville, 2013
51	1st	at Millersville, 2010
	1st	vs. Lenoir-Rhyne, 2003
45	1st	vs. Cheyney, 2001
	1st	vs. Cheyney, 1996
43	2nd	vs. Mansfield, 1985
42	1st	at Seton Hill, 2013
	1st	vs. Pace, 2011
	1st	at Clarion, 2005
	1st	vs. Cheyney, 2004
	1st	at Millersville, 2001
	2nd	vs. Bloomsburg, 1980

ESU Largest Halftime Lead

64	64-0	vs. Cortland State, 1978
55	58-3	at Bentley, 2005
54	54-0	vs. Millersville, 2013
51	51-0	vs. Lenoir-Rhyne, 2003
45	45-0	vs. Cheyney, 2001
44	51-7	at Millersville, 2010
42	42-0	at Seton Hill, 2013
	42-0	vs. Pace, 2011
	42-0	at Clarion, 2005
	42-0	vs. Cheyney, 2004

ESU Deficit Overcome, Game (27)

18	3-21 (35-34)	vs. Bloomsburg, 2015
	10-28 (43-41)	at SCSU, 1991
17	6-23 (27-26)	vs. Edinboro, 2011
	7-24 (41-34)	vs. California, 2006
	7-24 (28-24)	vs. Millersville, 1975
15	6-21 (31-30)	vs. Edinboro, 2001
14	14-28 (44-41 OT)	vs. Shippensburg, 2008
	0-14 (35-28 OT)	vs. Shepherd, 2000
	0-14 (25-14)	vs. Springfield, 1993
	3-17 (T 17-17)	at Millersville, 1991
	7-21 (31-21)	vs. Mansfield, 1987
13	7-20 (21-20)	at West Chester, 2009
	7-20 (57-20)	vs. Mansfield, 2005
	0-13 (28-27)	vs. West Chester, 2003
	0-13 (38-34)	vs. Glenville State, 1999
12	23-35 (43-35)	at LIU Post, 2014
11	3-14 (34-31)	at Mercyhurst, 2016
	3-14 (48-42)	at C.W. Post, 2008
	6-17 (38-24)	vs. Clarion, 2004
	10-21 (33-31)	at IUP, 1997
	3-14 (24-22)	at Edinboro (PSAC), 1982
10	0-10 (35-23)	vs. Shepherd, 2002
	0-10 (34-17)	at Lenoir-Rhyne, 1991
	7-17 (21-20)	at Kutztown, 1991
	0-10 (38-16)	vs. Kutztown, 1990
	3-13 (27-19)	at Cheyney, 1983
	0-10 (17-10)	at C.W. Post, 1979

ESU Deficit Overcome, Halftime (11)

14	10-24 (35-34)	vs. Bloomsburg, 2015
	7-21 (44-41 OT)	vs. Shippensburg, 2008
	0-14 (35-28 OT)	vs. Shepherd, 2000
	0-14 (25-14)	vs. Springfield, 1993
	3-17 (T 17-17)	at Millersville, 1991
	7-21 (31-21)	vs. Mansfield, 1987
11	10-21 (33-31)	at IUP, 1997
	3-14 (24-22)	at Edinboro (PSAC), 1982
10	6-16 (27-26)	vs. Edinboro, 2011
	21-31 (41-34)	vs. California, 2006
	0-10 (17-10)	at C.W. Post, 1979

ESU Deficit Overcome, 2nd Half (11)

18	10-28 (43-41)	at SCSU, 1991
17	6-23 (27-26)	vs. Edinboro, 2011
	7-24 (28-24)	vs. Millersville, 1975
15	6-21 (31-30)	vs. Edinboro, 2001
14	17-31 (35-34)	vs. Bloomsburg, 2015
	14-28 (44-41 OT)	vs. Shippensburg, 2008
13	7-20 (21-20)	at West Chester, 2009
	7-20 (35-28)	vs. Shepherd, 2000
12	23-35 (43-35)	at LIU Post, 2014
10	7-17 (21-20)	at Kutztown, 1991
	0-10 (17-10)	at C.W. Post, 1979

ESU Deficit Overcome, 4th Quarter (7)

18	10-28 (43-41)	at SCSU, 1991
	[SCSU TD on 1st play of 4th qtr, 14:53 left]		
14	20-34 (35-34)	vs. Bloomsburg, 2015
	[scored with 10:32 and 1:10 left [2-pt play]]		
13	13-26 (27-26)	vs. Edinboro, 2011
	[Edinboro FG on 3rd play of 4th qtr, 14:42 left]		
12	23-35 (43-35)	at LIU Post, 2014
	[ESU 3 TD in final 8:25 after lightning delay]		
11	24-35 (44-41 OT)	vs. Shippensburg, 2008
10	7-17 (21-20)	at Kutztown, 1991
10	0-10 (17-10)	at C.W. Post, 1979

Opponents Points Scored, Quarter

34	1st	at Grand Valley St. (NCAA), 2005
33	2nd	vs. Shippensburg, 2012
	4th	vs. Bloomsburg, 2003
30	3rd	at Slippery Rock, 2016
	2nd	at New Haven, 1996
	4th	at Lafayette, 1984
27	1st	vs. Slippery Rock, 1997
25	1st	vs. Lock Haven, 2016
24	2nd	vs. IUP, 2016
	2nd	at West Chester, 2015
	4th	at LIU Post, 2012
	1st	at Shippensburg, 2011
	4th	vs. Slippery Rock, 1998

Opponents Points Scored, Half

45	1st	vs. IUP, 2016
	1st	vs. Lock Haven, 2016
43	2nd	at Slippery Rock, 2016
42	2nd	at Kutztown, 2015
	1st	at Gannon, 2014
	1st	at New Haven, 1996
41	1st	at Grand Valley St. (NCAA), 2005
40	1st	vs. Shippensburg, 2012
35		8 times

Opponents Largest Halftime Lead

34	41-7	at Grand Valley St. (NCAA), 2005
	34-0	at Slippery Rock, 1999
32	45-13	vs. Lock Haven, 2016
	35-3	at New Hampshire, 1998
31	31-0	at Shippensburg, 2011
28	42-14	at Gannon, 2014
	35-7	at Bloomsburg, 2008
	35-7	vs. West Chester, 2006
	28-0	vs. New Haven, 1997
	35-7	at Mansfield, 1990

Opponents Deficit Overcome, Game (23)

27	14-41 (69-67 50T)	vs. Shippensburg, 2015
21	0-21 (40-37)	vs. Bloomsburg, 2003
19	12-31 (32-31)	vs. West Chester, 1997
18	10-28 (38-28)	vs. Bloomsburg, 2017
17	0-17 (20-17)	vs. Shippensburg, 2010
16	7-23 (34-30)	vs. C.W. Post, 2011
14	6-20 (35-26)	vs. LIU Post, 2007
	17-31 (38-37)	vs. West Chester, 2004
	0-14 (17-14)	vs. West Chester, 1983
13	0-13 (25-20)	vs. Mercyhurst, 2017
	0-13 (33-27 20T)	at Shepherd, 1999
12	28-40 (41-40)	vs. LIU Post, 2015
11	3-14 (31-14)	at Shippensburg, 2016
	13-24 (35-24)	vs. West Chester, 2008
	3-14 (17-16)	vs. Kutztown, 2000
10	10-20 (34-20)	at West Chester, 2013
	14-24 (31-27)	vs. Millersville, 2011
	7-17 (32-20)	vs. Bloomsburg, 2011
	0-10 (23-17)	vs. IUP, 2010
	3-13 (31-16)	vs. Edinboro (NCAA), 2009
	0-10 (24-10)	at Slippery Rock, 1996
	0-10 (20-19)	vs. Montclair, 1989
	14-24 (44-38)	at Lafayette, 1984

Opponents Deficit Overcome, Halftime

14	3-17 (20-17)	vs. Shippensburg, 2010
	7-21 (40-37)	vs. Bloomsburg, 2003
13	0-13 (25-20)	vs. Mercyhurst, 2017
	14-27 (69-67 50T)	vs. Shippensburg, 2015

Opponents Deficit Overcome, 2nd Half (14)

27	14-41 (69-67 50T)	vs. Shippensburg, 2015
19	12-31 (32-31)	vs. West Chester, 1997
18	10-28 (38-28)	vs. Bloomsburg, 2017
17	7-24 (40-37)	vs. Bloomsburg, 2003
14	3-17 (20-17)	vs. Shippensburg, 2010
	6-20 (35-26)	vs. Bloomsburg, 2007
	17-31 (38-37 OT)	vs. West Chester, 2004
13	0-13 (25-20)	vs. Mercyhurst, 2017
12	28-40 (41-40)	vs. LIU Post, 2015
11	13-24 (35-24)	vs. West Chester, 2008
10	10-20 (34-20)	at West Chester, 2013
	17-27 (31-27)	at Clarion, 2012
	14-24 (31-27)	vs. Millersville, 2011
	14-24 (44-38)	at Lafayette, 1984

Opponents Deficit Overcome, 4th Quarter (9)

19	12-31 (32-31)	vs. West Chester, 1997
17	7-24 (40-37)	vs. Bloomsburg, 2003
14	17-31 (38-37 OT)	vs. West Chester, 2004
13	14-41 (69-67 50T)	vs. Shippensburg, 2015
12	28-40 (41-40)	vs. LIU Post, 2015
11	17-28 (38-28)	vs. Bloomsburg, 2017
	6-17 (20-17)	vs. Shippensburg, 2010
10	17-27 (31-27)	at Clarion, 2012
	14-24 (44-38)	at Lafayette, 1984

GAME-DECIDING PLAYS IN FINAL 2:00

Note: The following list includes plays that either won the game in the final 2:00 or forced overtime. Scoring summaries are available since 1974 (first season for head coach Denny Douds).

ESU Plays

2015 vs. Bloomsburg (W 35-34)

1:10 Gerald Van De Cruz 3-yd run
(Jon Schnaars 2-point pass from Matt Soltes)

2015 at Lock Haven (W 37-34)

1:32 Gerard Wendowski 9-yd pass from Matt Soltes

2012 vs. West Chester (W 35-28)

0:05 Tim Wilson 33-yd pass from Matt Soltes

2011 vs. Edinboro (W 27-26)

0:00 Dusty Reed 21-yd pass from Ray Wagner
(Taylor Groff PAT)

2008 vs. Shippensburg (W 44-41 OT)

1:02 Joe Partridge 1-yd run (Greg Knauss PAT)
(sent game to OT)

2007 at Kutztown (W 24-23)

0:18 Greg Knauss 40-yd field goal

2005 vs. Bloomsburg (L 31-24 OT)

0:00 Mark Brubaker 27-yd field goal (sent game to OT)

2005 vs. Edinboro (W 23-21)

0:05 Mark Brubaker 42-yd field goal

2004 vs. Edinboro NCAA (W 36-32)

0:22 Ben Culver 17-yd pass from Jimmy Terwilliger

2004 at Bloomsburg (W 30-24)

0:50 Anthony Carfagno 4-yd run

2003 at Millersville (W 28-24)

0:02 Anthony Carfagno 12-yd pass from Terwilliger

2003 vs. West Chester (W 28-27)

0:47 John Jeffries 17-yd pass from Jimmy Terwilliger
(Evan Prall 2-point pass from Terwilliger)

2002 at Shippensburg (W 23-21)

0:00 Tim Strenfel 30-yd pass from Jeremy Palm

2002 at Bloomsburg (W 16-13)

0:50 Mark Brubaker 38-yd field goal

2001 vs. Clarion (W 33-27)

1:53 Andre Castiglioni 16-yd run

2001 vs. Edinboro (W 31-30)

1:38 Justin Kondikoff 22-yd pass from Jeremy Palm
(Mike Berry PAT)

2000 at Clarion (W 37-33)

1:05 Andre Castiglioni 25-yd run

1999 vs. Glenville State (W 38-34)

0:02 Stewart Ford 22-yd run

1997 at IUP (W 33-31)

0:56 J.D. Stern 27-yd field goal

1992 at American International (W 28-27)

0:28 Ed Detwiler 32-yd field goal

1990 at Bloomsburg (W 23-21)

0:00 Ken Kopetchny 3-yd pass from Bret Comp

1989 vs. Central Connecticut (W 22-19)

0:00 Frank Magolon 4-yd pass from Tom Taylor
(0:37 Paul Flynn 32-yd field goal gave CCSU
19-16 lead)

1988 vs. Millersville (L 14-13)

0:09 Aaron Sewell 11-yd pass from Tom Taylor
(2-point conversion pass failed)

1984 at Montclair (W 10-7)

1:44 Tim Bishop 3-yd pass from Charlie Diskin

1977 at Bloomsburg (W 24-20)

0:07 Harold Strunk 2-yd run

Opponents Plays

2015 vs. Shippensburg (L 69-67 5OT)

0:52 Mike Brown 7-yd pass from Ryan Zapoticky
(Billy Deane PAT blocked by Ahmad McFarland,
sent game to OT at 41-41)

2012 at Mercyhurst (L 52-45)

1:17 Brandon Brown-Dukes 21-yd run

2012 at Clarion (L 31-27)

0:27 Travis Day 3-yd run

2011 vs. Millersville (L 31-27)

0:17 Dominic Sanders 2-yd pass from Dan Miller

2010 vs. Shippensburg (L 20-17)

0:24 Mike Frenette 15-yd pass from Steven Adams

2009 at Kutztown (W 27-20 OT)

0:19 Chris McCormick 13-yd pass from Kevin Morton
(Matt Dineen PAT missed, sent game to OT)

2006 vs. Bentley (L 9-7)

0:02 Tyler McNamara 30-yd field goal

2004 vs. West Chester (L 38-37 OT)

0:30 Brandon Simmons 6-yd pass from Bob Findora
(Dan Wilbourne PAT sent game to OT)

2003 vs. Bloomsburg (L 40-37)

0:30 Steve Burke 5-yd pass from Jack Lydic

2002 at West Chester (L 17-14)

0:02 Dan Wilbourne 34-yd field goal

2000 vs. Shepherd (W 35-28 OT)

0:42 Jason Dirting 21-yd pass from Joel Gordon
(Marcus Boyd 2-point pass from Gordon sent
game to OT)

1997 vs. West Chester (L 32-31)

1:44 Bill Lowe 31-yd pass from Mike Mitros
(Lowe 2-point pass from Mitros)

1996 at New Haven (L 59-56)

0:27 Kevin McClurken 27-yd field goal

1993 at SCSU (T 14-14)

0:18 Jon DiFlorio 25-yd pass from Rob Burns
(Chris Ortiz 2-point conversion tied game)

1990 vs. Millersville (L 22-14)

0:07 Brad Heim 32-yd field goal (gave MU 16-14 lead)
0:00 Jim Bruno 34-yd fumble return

1989 vs. Montclair State (L 20-19)

0:21 Amed Field 2-yd pass from Ed Baffige
(Tom Parnaby PAT)

1985 vs. Montclair State (L 20-17)

0:15 Tony Colasurdo 28-yd field goal

1983 vs. West Chester (L 17-14)

0:09 Eric Wentling 36-yd field goal

SEASON OPENERS/CONSECUTIVE GAMES RECORDS

Note: Records since 1974

SEASON OPENERS SINGLE-GAME HIGHS

PASSING YARDS

527	Damian Poalucci vs. New Haven	1996
432	Bill Dukett vs. Edinboro	1968
429	Damian Poalucci vs. AIC	1995
384	Matt Soltes at LIU Post	2014
375	Ray Wagner vs. Pace	2011
355	Nate Daniels vs. Lock Haven	2012
347	Matt Soltes vs. LIU Post	2015
342	Jimmy Terwilliger at Lenoir-Rhyne	2004
337	Matt Marshall at Pace	2010
325	Jimmy Terwilliger at Bentley	2005

PASSING TD

6	Ray Wagner vs. Pace	2011
6	Damian Poalucci vs. New Haven	1996
5	Matt Marshall at Pace	2010
5	Jimmy Terwilliger at Bentley	2005

TOTAL OFFENSE

542	Damian Poalucci vs. New Haven	1996
467	Matt Soltes at LIU Post	2014
435	Damian Poalucci vs. AIC	1995
386	Ray Wagner vs. Pace	2011
376	Jimmy Terwilliger at Lenoir-Rhyne	2004
373	Jimmy Terwilliger at Bentley	2005
366	Matt Soltes vs. LIU Post	2015
363	Matt Marshall at Pace	2010
360	James Franklin at Lafayette	1994
346	Nate Daniels vs. Lock Haven	2012

RUSHING YARDS

154	Andre Castiglioni vs. Clarion	2000
149	Andre Castiglioni vs. Clarion	2001
139	Robert Healy at Brevard	2016
130	Pete Radocha vs. Montclair	1976
125	Jaymar Anderson at Fairmont State	2017
107	Zach Krise at Virginia Union	2009
106	Orlando Williams vs. AIC	1995
101	Kendrick Williams vs. Pace	2011

RECEIVING YARDS

236	Brett Witmer vs. New Haven	1996
206	Ed Csencsits vs. Edinboro	1968
179	Jordan Hallman vs. Lock Haven	2012
176	Dennis McWhite vs. AIC	1995
172	Robert Bleiler vs. Pace	2011
171	Tim Bishop at Lafayette	1983
167	John Kotarsky vs. Clarion	2001

RECEPTIONS

13	Brett Witmer vs. New Haven	1996
13	Ed Csencsits vs. Edinboro	1968
12	Bob Lester at Lafayette	1970
11	Dennis McWhite vs. AIC	1995
9	Ken Kopetchny vs. SCSU	1990

RECEIVING TD

4	Brett Witmer vs. New Haven	1996
3	Jordan Hallman vs. Lock Haven	2012
3	Jason Klush vs. Lock Haven	1999
3	Dennis McWhite vs. AIC	1995
3	Jake Hlavac vs. Kutztown	1993

SEASON OPENERS TEAM HIGHS

RUSHING YARDS

271	W 49-14 at Brevard	2016
239	W 37-33 at Clarion	2000
225	W 24-0 at SCSU	1989
217	W 72-17 at Bentley	2005
215	W 45-14 at Kutztown	1993
211	W 56-14 vs. Pace	2011

PASSING YARDS

603	L 56-59 at New Haven	1996
456	W 56-14 vs. Pace	2011
429	W 49-19 vs. AIC	1995
405	W 72-17 at Bentley	2005
384	W 43-35 at LIU Post	2014
380	W 57-0 at Pace	2010
355	W 31-0 vs. Lock Haven	2012
347	L 40-41 vs. LIU Post	2015
342	W 26-21 at Lenoir-Rhyne	2004

TOTAL YARDS

736	L 56-59 at New Haven	1996
667	W 56-14 vs. Pace	2011
622	W 72-17 at Bentley	2005
613	W 49-19 vs. AIC	1995

POINTS (all-time)

72	W 72-17 at Bentley	2005
58	W 58-0 vs. Lenoir-Rhyne	2003
57	W 57-0 at Pace	2010
56	W 56-14 vs. Pace	2011
56	L 56-59 at New Haven	1996

CONSECUTIVE GAMES RECORDS

PASSING FIRST 2 GAMES

999	Damian Poalucci	1996
713	Jimmy Terwilliger	2004
698	Ray Wagner	2011

PASSING FIRST 3 GAMES (1,000+)

1188	Jimmy Terwilliger	2005
1183	Matt Soltes	2014
1178	Damian Poalucci	1996
1021	Matt Soltes	2015

PASSING FIRST 4 GAMES (1,300+)

1484	Matt Soltes	2014
1483	Damian Poalucci	1996
1397	Jimmy Terwilliger	2005
1335	Matt Soltes	2015
1318	Jimmy Terwilliger	2004

PASSING FIRST 5 GAMES (1,700+)

1929	Matt Soltes	2015
1900	Matt Soltes	2014
1851	Damian Poalucci	1996
1793	Jimmy Terwilliger	2005

PASSING - 2 CONSECUTIVE GAMES

1110	Damian Poalucci	1996
1025	Ray Wagner	2011
1013	Matt Soltes	2015

PASSING - 3 CONSECUTIVE GAMES

1422	Ray Wagner	2011
1337	Damian Poalucci	1996
1327	Matt Soltes	2015

PASSING - 4 CONSECUTIVE GAMES

1765	Matt Soltes	2015
1753	Damian Poalucci	1996
1706	Ray Wagner	2011

PASSING - 5 CONSECUTIVE GAMES

2071	Matt Soltes	2015
2010	Damian Poalucci	1996
1980	Damian Poalucci	1996
1969	Ray Wagner	2011

TOTAL OFFENSE FIRST 2 GAMES (750+)

1025	Damian Poalucci	1996
779	Matt Soltes	2014
755	Jimmy Terwilliger	2004

TOTAL OFFENSE FIRST 3 GAMES (1,200+)

1311	Matt Soltes	2014
1283	Jimmy Terwilliger	2005
1223	Damian Poalucci	1996

TOTAL OFFENSE FIRST 4 GAMES (1,500+)

1627	Matt Soltes	2014
1538	Damian Poalucci	1996
1509	Jimmy Terwilliger	2005

TOTAL OFFENSE FIRST 5 GAMES

2154	Matt Soltes	2014
2078	Matt Soltes	2015
1980	Jimmy Terwilliger	2005
1915	Damian Poalucci	1996

TOTAL OFFENSE - 2 CONSECUTIVE GAMES

1142	Damian Poalucci	1996
1062	Matt Soltes	2012
1051	Matt Soltes	2015

TOTAL OFFENSE - 3 CONSECUTIVE GAMES

1525	Matt Soltes	2012
1496	Matt Soltes	2015
1437	Ray Wagner	2011

TOTAL OFFENSE - 4 CONSECUTIVE GAMES

1925	Matt Soltes	2015
1907	Matt Soltes	2012
1784	Ray Wagner	2011

TOTAL OFFENSE - 5 CONSECUTIVE GAMES

2212	Matt Soltes	2015
2154	Matt Soltes	2014
2128	Matt Soltes	2012
2042	Ray Wagner	2011

CONSECUTIVE GAMES RECORDS

PASSING TD - FIRST 2 GAMES

13	Damian Poalucci	1996
7	Matt Marshall	2010
7	Jimmy Terwilliger	2003, 2005

PASSING TD - FIRST 3 GAMES

16	Jimmy Terwilliger	2005
13	Damian Poalucci	1996
11	Matt Soltes	2014

PASSING TD - FIRST 4 GAMES

18	Jimmy Terwilliger	2005
16	Damian Poalucci	1996
15	Matt Soltes	2014

PASSING TD - FIRST 5 GAMES

20	Damian Poalucci	1996
19	Matt Soltes	2014
19	Jimmy Terwilliger	2005

YARDS FROM SCRIMMAGE - FIRST 2 GAMES

430	Robert Healy	2016
345	Jason Killian	1994
339	Zach Krise	2009

YARDS FROM SCRIMMAGE - FIRST 3 GAMES

722	Robert Healy	2016
534	Pete Radocha	1976
497	Evan Prall	2005

YARDS FROM SCRIMMAGE - FIRST 4 GAMES (600+)

846	Robert Healy	2016
660	Robert Healy	2015
609	Andre Castiglioni	2000

YARDS FROM SCRIMMAGE - FIRST 5 GAMES (750+)

1,011	Robert Healy	2016
864	Robert Healy	2015
754	Jon Schnaars	2015

RUSHING YARDS - FIRST 2 GAMES (250+)

336	Andre Castiglioni	2001
304	Pete Radocha	1976
296	Robert Healy	2016
276	Jaymar Anderson	2017

RUSHING YARDS - FIRST 3 GAMES (450+)

552	Robert Healy	2016
511	Pete Radocha	1976
493	Andre Castiglioni	2001

RUSHING YARDS - FIRST 4 GAMES (500+)

628	Robert Healy	2016
590	Andre Castiglioni	2000
550	Pete Radocha	1976
502	Andre Castiglioni	2001

RUSHING YARDS - FIRST 5 GAMES (500+)

736	Robert Healy	2016
680	Andre Castiglioni	2000
602	Andre Castiglioni	2001
550	Pete Radocha (played first 4)	1976
520	Jaymar Anderson	2017

RUSHING YARDS - 2 CONSECUTIVE GAMES

413	Robert Healy	2016
381	Pete Radocha	1976
373	Stewart Ford	1997

RUSHING YARDS - 3 CONSECUTIVE GAMES (500+)

552	Robert Healy	2016
513	Stewart Ford	1997
511	Pete Radocha	1976

RUSHING YARDS - 4 CONSECUTIVE GAMES

628	Robert Healy	2016
623	Stewart Ford	1997
590	Andre Castiglioni	2001

RUSHING YARDS - 5 CONSECUTIVE GAMES

751	Stewart Ford	1997
736	Robert Healy	2016
680	Andre Castiglioni	2000

RUSHING TD - FIRST 2 GAMES

5	Pete Radocha	1976
4	Robert Healy	2016
4	Zach Krise	2009
4	Dell Walker	1983

RUSHING TD - FIRST 3 GAMES

8	Robert Healy	2016
8	Pete Radocha	1976
6	Stewart Ford	1999

RUSHING TD - FIRST 4 GAMES

9	Pete Radocha	1976
8	Robert Healy	2016
6	Stewart Ford	1999
6	Harold Strunk	1977

RUSHING TD - FIRST 5 GAMES

11	Robert Healy	2016
9	Pete Radocha (played first 4)	1976
7	Stewart Ford	1999

RECEPTIONS - FIRST 2 GAMES

16	Brett Witmer	1996
15	Tim Strenfel	2004

RECEPTIONS - FIRST 3 GAMES

22	Jon Schnaars	2015
20	Four tied	

RECEPTIONS - FIRST 4 GAMES

31	Jon Schnaars	2015
29	Evan Prall	2006
28	Scott Benoit	1983

RECEPTIONS - FIRST 5 GAMES

51	Jon Schnaars	2015
36	Evan Prall	2006
34	Dusty Reed	2012
34	Brett Witmer	1997

RECEPTIONS - 2 CONSECUTIVE GAMES (20+)

31	Jon Schnaars	2015
(26)	Jon Schnaars	2015
21	Evan Prall	2006

RECEPTIONS - 3 CONSECUTIVE GAMES

40	Jon Schnaars	2015
(33)	Jon Schnaars	2015
31	Evan Prall	2006
27	Tim Wilson	2016

RECEPTIONS - 4 CONSECUTIVE GAMES

50	Jon Schnaars	2015
37	Evan Prall	2006
34	Scott Benoit	1983

RECEPTIONS - 5 CONSECUTIVE GAMES

59	Jon Schnaars	2015
(52)	Jon Schnaars	2015
44	Evan Prall	2006
41	Scott Benoit	1983

RECEIVING YARDS - FIRST 2 GAMES

312	Tim Strenfel	2004
296	Mike Mancuso	1996
290	Evan Prall	2005

RECEIVING YARDS - FIRST 3 GAMES

497	Evan Prall	2005
448	Jon Schnaars	2015
398	Tim Strenfel	2004
391	Evan Prall	2006

RECEIVING YARDS - FIRST 4 GAMES (500+)

577	Evan Prall	2006
554	Tim Strenfel	2004
543	Evan Prall	2005
536	Jon Schnaars	2015

RECEIVING YARDS - FIRST 5 GAMES (600+)

754	Jon Schnaars	2015
688	Evan Prall	2005
683	Evan Prall	2006
643	Brett Witmer	1997
637	Tim Strenfel	2004
624	Jason Killian	1996

RECEIVING YDS - 2 CONSECUTIVE GAMES

460	Jordan Hallman	2011
429	Mike Mancuso	1996
380	Evan Prall	2006

RECEIVING YDS - 3 CONSECUTIVE GAMES

587	Mike Mancuso	1996
566	Evan Prall	2006
518	Jordan Hallman	2011

RECEIVING YDS - 4 CONSECUTIVE GAMES

672	Evan Prall	2006
660	Mike Mancuso	1996
654	Jon Schnaars	2015
646	Jordan Hallman	2011

RECEIVING YDS - 5 CONSECUTIVE GAMES

782	Jon Schnaars	2015
781	Evan Prall	2006
(754)	Jon Schnaars	2015
718	Evan Prall	2005
718	Mike Mancuso	1996

RECEIVING TD - FIRST 2 GAMES

4	Evan Prall	2006
4	Jason Klush	1999
4	Mike Mancuso	1996
4	Brett Witmer	1996
4	Jason Killian	1996

RECEIVING TD - FIRST 3 GAMES

6	Evan Prall	2005
5	Dusty Reed	2014
5	Anthony Carfagno	2005

RECEIVING TD - FIRST 4 GAMES

8	Evan Prall	2005
6	Dusty Reed	2014

RECEIVING TD - FIRST 5 GAMES

11	Jon Schnaars	2015
9	Evan Prall	2005
7	Jason Killian	1996

ESU OFFENSIVE TEAM STATS

	ESU	Opp	Total		RUSH					PASS							
	PPG	PPG	Yds	Ypg	Ypg	Yds	Att	Avg	TD	Ypg	Yds	Comp	Att	TD	Int	YPC	YPA
2017	18.3	28.4	3265	296.8	113.2	1245	332	3.8	8	183.6	2020	158	331	12	10	12.8	6.1
2016	31.4	39.3	4400	400.0	150.4	1654	345	4.8	25	249.6	2746	205	387	21	14	13.4	7.1
2015	40.0	34.0	5368	488.0	126.5	1391	375	3.7	17	361.5	3977	279	494	42	12	14.3	8.1
2014	34.3	34.5	4952	450.2	121.1	1332	332	4.0	14	329.1	3620	242	431	36	16	15.0	8.4
2013	40.8	25.5	5589	508.1	189.5	2084	412	5.1	24	318.6	3505	230	398	36	9	15.2	8.8
2012	38.5	35.9	4979	497.9	170.3	1703	350	4.9	18	327.6	3276	207	342	28	12	15.8	9.6
2011	24.9	29.4	4737	430.6	107.5	1182	287	4.1	10	323.2	3555	228	435	22	27	15.6	8.2
2010	31.9	24.6	4237	385.2	125.5	1381	333	4.1	15	259.6	2856	237	394	27	15	12.1	7.2
2009	29.3	22.3	4864	405.3	134.8	1618	445	3.6	16	275.0	3246	219	361	28	13	14.8	9.0
2008	35.2	23.8	4588	417.1	118.2	1300	390	3.3	19	298.9	3288	197	357	28	16	16.7	9.2
2007	26.6	26.4	3013	334.8	112.1	1009	274	3.7	11	222.7	2004	166	320	17	10	12.1	6.3
2006	35.0	21.4	4540	412.7	128.4	1412	318	4.4	14	284.4	3128	235	360	37	7	13.3	8.7
2005	42.6	24.4	7118	508.4	163.1	2283	487	4.7	25	345.4	4835	277	447	52	11	17.5	10.8
2004	37.3	21.3	5977	498.1	163.4	1961	374	5.2	24	334.7	4016	233	379	35	13	17.2	10.6
2003	35.8	22.7	4835	439.5	165.0	1815	362	5.0	21	274.5	3020	202	358	30	7	15.0	8.4
2002	29.6	18.5	3883	388.3	146.2	1462	353	4.1	15	242.1	2421	167	352	19	11	14.5	6.9
2001	28.7	18.7	3754	375.4	173.6	1736	411	4.2	15	201.8	2018	136	292	22	5	14.8	6.9
2000	20.7	19.6	3563	323.9	182.0	2002	464	4.3	16	141.9	1561	103	267	13	11	15.2	5.8
1999	23.8	33.7	3315	301.4	119.0	1309	396	3.3	17	182.4	2006	138	332	15	14	14.5	6.0
1998	24.0	40.3	3172	317.2	114.1	1141	325	3.5	11	203.1	2031	130	312	20	16	15.6	6.5
1997	26.0	32.8	4167	416.7	135.4	1354	351	3.9	14	281.3	2813	195	361	20	18	14.4	7.8
1996	39.7	32.7	5091	509.1	105.0	1050	334	3.1	9	404.1	4041	224	415	42	13	18.0	9.7
1995	22.9	22.0	3232	323.2	117.0	1170	328	3.6	17	206.2	2062	149	317	10	18	13.8	6.5
1994	26.2	20.2	4648	464.8	198.4	1984	442	4.5	17	266.4	2664	192	376	14	9	13.9	7.1
1993	29.8	14.5	3947	394.7	194.7	1947	409	4.8	22	200.0	2000	132	286	19	13	15.2	7.0
1992	25.8	15.3	3392	339.2	138.2	1382	375	3.7	13	201.0	2010	149	310	16	13	13.5	6.5
1991	26.6	21.7	4271	355.9	137.9	1655	475	3.5	16	218.0	2616	186	360	18	24	14.1	7.3
1990	28.4	23.3	3355	335.5	113.4	1134	377	3.0	17	222.1	2221	156	315	19	17	14.2	7.1
1989	22.5	12.2	2835	283.5	125.1	1251	412	3.0	10	158.4	1584	125	227	11	7	12.7	7.0
1988	12.5	11.6	2257	225.7	101.3	1013	406	2.5	4	124.4	1244	94	246	9	17	13.2	5.1
1987	13.9	18.0	2355	235.5	122.5	1225	376	3.3	6	113.0	1130	96	236	8	18	11.8	4.8
1986	10.7	24.8	2036	203.6	69.3	693	314	2.2	4	134.3	1343	124	319	5	17	10.8	4.2
1985	17.7	21.0	2576	257.6	62.3	623	343	1.8	7	195.3	1953	163	348	11	21	12.0	5.6
1984	23.3	23.6	3477	347.7	69.1	691	306	2.3	11	278.6	2786	206	348	20	23	13.5	8.0
1983	24.5	13.5	3667	333.4	108.9	1198	414	2.9	15	224.5	2469	183	366	18	25	13.5	6.7
1982	26.0	11.8	3446	313.3	99.5	1094	414	2.6	16	213.8	2352	173	328	19	17	13.6	7.2
1981	14.6	18.0	2266	226.6	108.1	1081	420	2.6	9	118.5	1185	97	214	6	15	12.2	5.5
1980	22.3	15.4	2960	296.0	131.6	1316	449	2.9	18	164.4	1644	133	242	9	23	12.4	6.8
1979	15.2	9.7	2268	226.8	111.7	1117	463	2.4	8	115.1	1151	87	200	8	12	13.2	5.8
1978	28.0	6.9	3038	276.2	146.1	1607	601	2.7	19	130.1	1431	84	189	15	18	17.0	7.6
1977	27.9	11.4	2727	340.9	216.9	1735	417	4.2	21	124.0	992	63	140	4	10	15.7	7.1
1976	26.9	8.7	3722	372.2	239.6	2396	490	4.9	24	132.6	1326	82	167	14	13	16.2	7.9
1975	22.6	9.5	3160	316.0	184.9	1849	483	3.8	15	131.1	1311	81	170	16	10	16.2	7.7
1974	13.5	16.2	2619	261.9	168.8	1688	449	3.8	10	93.1	931	62	157	5	10	15.0	5.9

ESU DEFENSIVE TEAM STATS

	ESU	Opp	Total		RUSH					PASS							
	PPG	PPG	Yds	Ypg	Ypg	Yds	Att	Avg	TD	Ypg	Yds	Comp	Att	TD	Int	YPC	YPA
2017	18.3	28.4	5291	481.0	227.8	2506	473	5.3	24	253.2	2785	225	338	15	8	12.4	8.2
2016	31.4	39.3	5530	502.7	264.4	2908	518	5.6	29	238.4	2622	175	295	27	8	15.0	8.9
2015	40.0	34.0	4806	436.9	215.7	2373	446	5.3	22	221.2	2433	208	376	27	13	11.7	6.5
2014	34.3	34.5	5045	458.6	251.5	2766	537	5.2	26	207.2	2279	180	309	25	10	12.7	7.4
2013	40.8	25.5	4104	373.1	176.9	1946	399	4.9	18	196.2	2158	168	324	18	13	12.8	6.7
2012	38.5	35.9	4528	452.8	142.8	1428	362	3.9	20	310.0	3100	209	332	27	8	14.8	9.3
2011	24.9	29.4	4964	451.3	220.2	2422	516	4.7	17	231.1	2542	205	321	21	8	12.4	7.9
2010	31.9	24.6	3822	347.5	153.5	1688	474	3.6	10	194.0	2134	160	288	19	13	13.3	7.4
2009	29.3	22.3	4249	354.1	155.7	1868	439	4.3	16	198.4	2381	176	331	17	18	13.5	7.2
2008	35.2	23.8	4045	367.7	167.9	1847	448	4.1	18	199.8	2198	167	320	15	11	13.2	6.9
2007	26.6	26.4	3140	348.9	186.2	1676	383	4.4	16	162.7	1464	108	221	13	11	13.6	6.6
2006	35.0	21.4	3526	320.5	138.5	1523	369	4.1	11	182.1	2003	157	276	19	13	12.8	7.3
2005	42.6	24.4	5557	396.9	190.7	2670	580	4.6	20	206.2	2887	204	390	20	18	14.2	7.4
2004	37.3	21.3	4649	387.4	159.6	1915	449	4.3	15	227.8	2734	209	391	18	23	13.1	7.0
2003	35.8	22.7	3919	356.3	155.0	1705	412	4.1	19	201.3	2214	194	343	15	11	11.4	6.5
2002	29.6	18.5	3528	352.8	154.9	1549	357	4.3	12	197.9	1979	154	308	13	18	12.9	6.4
2001	28.7	18.7	3135	313.5	195.5	1955	409	4.8	15	118.0	1180	100	249	7	14	11.8	4.7
2000	20.7	19.6	3198	290.7	131.4	1445	437	3.3	9	159.4	1753	165	295	16	14	10.6	5.9
1999	23.8	33.7	5124	465.8	188.2	2070	450	4.6	26	277.6	3054	227	368	22	19	13.5	8.3
1998	24.0	40.3	4705	370.5	263.3	2633	474	5.6	26	207.2	2072	160	296	20	16	13.0	7.0
1997	26.0	32.8	4338	433.8	244.4	2444	445	5.5	26	189.4	1894	150	257	14	8	12.6	7.4
1996	39.7	32.7	4377	437.7	153.2	1532	374	4.1	15	284.5	2845	206	399	26	11	13.8	7.1
1995	22.9	22.0	3584	358.4	158.1	1581	473	3.3	13	200.3	2003	163	304	14	15	12.3	6.6
1994	26.2	20.2	3913	391.3	157.6	1576	405	3.9	8	233.7	2337	145	284	18	20	16.1	8.2
1993	29.8	14.5	3428	342.8	185.7	1857	479	3.9	7	157.1	1571	135	301	10	24	11.6	5.2
1992	25.8	15.3	3437	343.7	134.5	1345	414	3.2	12	209.2	2092	150	332	5	25	13.9	6.3
1991	26.6	21.7	3648	331.6	145.8	1604	537	3.0	18	185.8	2044	170	320	13	19	12.0	6.4
1990	28.4	23.3	3324	332.4	110.2	1102	382	2.9	11	222.2	2222	165	329	16	21	13.5	6.8
1989	22.5	12.2	2806	280.6	127.2	1272	407	3.1	9	153.4	1534	113	267	7	20	13.6	5.7
1988	12.5	11.6	2220	222.0	94.8	948	407	2.3	2	127.2	1272	99	245	11	14	12.8	5.2
1987	13.9	18.0	3077	307.7	129.0	1290	410	3.1	9	178.7	1787	145	290	15	12	12.3	6.2
1986	10.7	24.8	3639	363.9	189.0	1890	450	4.2	11	174.9	1749	127	270	18	10	13.8	6.5
1985	17.7	21.0	3388	338.8	185.9	1859	469	4.0	14	152.9	1529	109	231	11	14	14.0	6.6
1984	23.3	23.6	3373	337.3	194.9	1949	454	4.3	16	142.4	1424	122	237	11	16	11.7	6.0
1983	24.5	13.5	3289	299.0	143.3	1576	454	3.5	7	155.7	1713	144	297	12	29	11.9	5.8
1982	26.0	11.8	3078	279.8	164.7	1812	503	3.6	13	115.1	1266	106	286	4	20	11.9	4.4
1981	14.6	18.0	2888	288.8	149.5	1495	454	3.3	12	139.3	1393	112	214	9	14	12.4	6.5
1980	22.3	15.4	2911	291.1	164.6	1646	441	3.7	11	126.5	1265	100	217	8	21	12.7	5.8
1979	15.2	9.7	2486	248.6	113.3	1133	412	2.8	6	135.3	1353	104	248	4	21	13.0	5.5
1978	28.0	6.9	1755	159.5	59.7	657	443	1.5	2	99.8	1098	84	227	5	33	13.1	4.8
1977	27.9	11.4	1941	242.6	127.1	1017	321	3.2	6	115.5	924	76	186	4	18	12.2	5.0
1976	26.9	8.7	2201	220.1	130.2	1302	446	2.9	8	89.9	899	84	209	3	19	10.7	4.3
1975	22.6	9.5	2427	242.7	143.3	1433	454	3.2	7	99.4	994	77	174	6	20	12.9	5.7
1974	13.5	16.2	2831	283.1	184.9	1849	504	3.7	13	98.2	982	89	200	8	14	11.0	4.9

NATIONAL STATISTICAL LEADERS / LONGEST PLAYS

National Statistical Leaders

Individual Statistical Leaders (Top 10)

2017	Billy Inge III, 1st Forced Fumbles (0.67 per game) Justin Johnson, 2nd Forced Fumbles (0.60 per game) t-10th Fumbles Recovered (3) Dakota Everett, t-1st Blocked Kicks (4) t-10th Fumbles Recovered (3)
2016	Robert Healy, 8th Scoring (11.4 per game)
2015	Matt Soltes, 2nd Passing Yards (354.5 per game), 3rd Total Offense (373.3 yards per game), 4th Points Responsible For (24.0 per game) Jon Schnaars, 1st Receptions (10.4 per game), 1st Receiving Yards (146.4 per game), 3rd Scoring (12.2 per game)
2014	Bryan Thomson, t-1st Blocked Kicks (6) Jordan Bair, 8th Punting (42.5 avg.)
2013	Matt Soltes, 9th Pass Efficiency (167.1) Sam Trunzo, t-1st Fumbles Recovered (4)
2012	Taylor Groff, t-3rd Field Goals (1.5 per game)
2011	Ray Wagner, 6th Passing Yards (293.3 per game), 6th Total Offense (307.0 yards per game)
2010	Taylor Groff, t-5th Field Goals (1.5 per game) Matt Freed, 9th Tackles (10.9 per game)
2008	Nick Krut, 1st Punting (46.0 avg.) Matt Freed, t-6th Tackles (11.5 per game)
2007	Greg Knauss, 3rd Field Goals (1.4 per game)
2006	Jimmy Terwilliger, 2nd Total Offense (315.5 yards per game), 3rd Pass Efficiency (165.5); 5th Passing Yards (269.6 per game) Evan Prall, 2nd Receiving Yards (106.7 per game), 2nd Punt Returns (17.9 avg.), 6th Receptions (6.9 per game), 7th Scoring (10.9 per game), 10th All-Purpose (164.3 per game) Drew Stem, 8th Kick Returns (28.7 avg.)
2005	Jimmy Terwilliger, 1st Total Offense (354.3 yards per game), 2nd Pass Efficiency (186.1) Evan Prall, 2nd Receiving Yards (126.1 per game)
2004	Jimmy Terwilliger, 1st Pass Efficiency (174.1), 2nd Total Offense (357.7 yards per game) Matt Crispell, 2nd Interceptions (0.83 per game) Michael Wiggins, 3rd interceptions (0.73 per game) Tim Strenfel, 5th Receiving Yards (115.7 per game)
2003	Jimmy Terwilliger, 6th Pass Efficiency (153.6), 8th Total Offense (303.8 yards per game)
2002	Nick Beisker, 9th Interceptions (0.7 per game) Michael Glover, 9th Passes Defended (1.8 per game)
2001	Adam Hostetter, 1st Punting (44.4 avg.) Jeremy Brown, t-9th Interceptions (0.8 per game)

Team Statistical Leaders (Top 5)

Offense

2016	Red Zone Offense 5th (90.7 percent)
2015	Passing Offense 2nd (361.5 yards per game)
2014	Punt Returns 2nd (18.2 yards per return)
2013	Fewest Turnovers 4th (11)
2012	Total Offense 4th (497.9 yards per game)
2011	Passing Offense 5th (323.2 yards per game)
2006	Punt Returns 4th (17.0 yards per return) Pass Efficiency 4th (168.3) Passing Offense 5th (284.4 yards per game)
2005	Passing Offense 2nd (345.3 yards per game) ... Scoring Offense 4th (42.6 points per game) Total Offense 5th (508.4 yards per game)
2004	Total Offense 4th (498.1 yards per game)
1997	Passing Offense 4th (281.3 yards per game)
1996	Total Offense 1st (509.1 yards per game) Passing Offense 1st (404.1 yards per game) Scoring Offense 4th (39.7 yards per game)

Starting Offensive Team

QB Damian Poalucci, HB Joe Pawloski and Orlando Williams,
FB Tim Pollock, WR Jason Killian, Mike Mancuso and Brett
Witmer, TE Andy McLaughlin, T Bruce Berke and Dan Rounds,
G Dan Michalski and Mike Wallick, C Joe Terra, K Matt
Seagreaves

1984	Passing Offense 4th (278.6 yards per game)
1969	Passing Offense 5th (266.8 yards per game)
1968	Total Offense 3rd (456.9 yards per game) Scoring Offense 3rd (42.1 points per game)
1965	Rushing Offense 4th (268.0 yards per game)

Note: NCAA Division II playoff game in 1991 not counted. NCAA
College Division 1961-72, NCAA Division II 1973-Present.

1997	Damian Poalucci, 4th Total Offense (263.5 yards per game) Mike Mancuso, 7th All-Purpose Yardage (173.5 per game), 10th Receiving Yards (98.1 per game) Brett Witmer, 8th Receiving Yards (104.4 per game), 9th Receptions (6.3 per game)
1996	Damian Poalucci, 1st Total Offense (388.3 yards per game), 3rd Pass Efficiency (163.3) Mike Mancuso, 6th Receiving Yards (119.4 per game)
1995	Troy Myers, 5th Punt Returns (13.9 avg.)
1994	Matt Seagreaves, 1st Field Goals (1.5 per game) James Franklin, 6th Total Offense (312.9 yards per game)
1992	Ed Detwiler, t-4th Field Goals (1.30 per game) Roger Straub, t-5th Interceptions (0.8 per game) Dennis McWhite, t-8th Kick Returns (27.7 avg.)
1991	Ed Detwiler, t-4th Field Goals (1.18 per game), 6th Punting (40.8 yards per punt)
1990	Derrick Deburow, t-9th Interceptions (0.7 per game)
1989	Dennis Mailhot, 1st Punt Returns (17.8 avg.), 1st Kick Returns (32.6 avg.) Linus Bolden, t-2nd Interceptions (0.7 per game)
1988	Ed Detwiler, t-4th Field Goals (1.30 per game)
1985	Todd McNamee, 4th Punting (42.1 avg.) Joe McLaughlin, 4th Kick Returns (26.7 avg.)
1984	Tim Bishop, 7th Receptions (5.6 per game) Ernie Siegrist, 3rd Receptions (6.0 per game) Andy Baranek, 7th Pass Efficiency (134.3), 8th Total Offense (230.1 yards per game)
1983	Tim Bishop, t-9th Receptions (5.2 per game) Scott Benoit, 3rd Receptions (6.7 per game) Chris Gerhard, 10th Punt Returns (12.1 avg.)
1980	Mike Lush, 1st Interceptions (1.20 per game)
1979	Jim Villani, 4th Punting (41.4 yards per punt)
1977	Harold Strunk, 3rd Scoring (11.3 per game), 5th Rushing Yardage (114.3 per game)
1976	Pete Radocha, 9th Scoring (8.3 per game), 10th Rushing Yardage (106.6 per game)
1970	Fred Balina, 9th Punt Returns (11.3 avg.) Steve Mummaw, 5th Pass Completions (16.9 per game)
1969	Bill Dukett, 8th Total Offense (2,127 yards), 9th Pass Completions (147 completions)
1961	Toby Barkman, t-10th Scoring (90 points)

Defense

2017	Fumbles Recovered 2nd (23) Turnovers Gained t-5th (31)
2008	Net Punting 1st (39.7 yards per punt - 48 punts, 2,210 yards, 86 yards returned)
2006	Net Punting 3rd (36.0 yards per punt - 24 punts, 930 yards, 46 yards returned)
2004	Net Punting 1st (40.6 yards per punt - 33 punts, 1,426 yards, 87 yards returned)
2002	Turnover Margin 3rd (+1.5 per game)
2001	Pass Defense Efficiency 3rd (78.0) Net Punting 3rd (39.6 yards per punt)
1979	Scoring Defense 5th (9.7 points per game)
1978	Total Defense 1st (153.8 yards per game) Rushing Defense 1st (52.2 yards per game) Scoring Defense 2nd (7.2 points per game)

Starting Defensive Team

DE Bill Bergen and Ray Yakovonis, DT Phil Collins and Jack
Shrawder, OLB Warren Brown and Tony Casucci, ILB Joe Detzi
and Jeff Johnson, HB Fred Balina and Ray Cianni, S Scott LeVan

1976	Scoring Defense 3rd (8.1 points per game) Total Defense 4th (207.1 yards per game)
1973	Pass Defense 1st (37.6 yards per game) Scoring Defense 4th (6.2 points per game)

Starting Defensive Secondary

	HB Paul Grube, John Novak and Willard Stem
	S Bill Navarre
1962	Total Defense 2nd (112.4 yards per game) Rushing Defense 3rd (48.6 yards per game)
1961	Total Defense 2nd (107.6 yards per game) Rushing Defense 4th (47.9 yards per game)

Longest Plays

Rushing

90	Jason Killian at Southern Conn.	1993
	Ramon Leak vs. American International.	1993
	Ed Guers vs. Bloomsburg.	1995
83	Anthony Carfagno at Clarion.	2003
82	Ralph Gish vs. Cheyney.	1968
81	Barry Roach at West Chester.	1964
80	Charlie Shaw at West Chester.	1954
	Tom Petro vs. Mansfield.	1971

Passing

99	Matt Soltes (Robert Bleiler) vs. Lock Haven.	2013
	Bret Comp (Ken Kopetchny) at Mansfield.	1990
97	Ray Wagner (Robert Bleiler) vs. Pace.	2011
96	Tim Roken (Ed Kiser) at Millersville.	2008
94	Mike Terwilliger (Tom Palubinski) vs. Bloomsburg.	1976
90	Damian Poalucci (Mike Mancuso) at Elon.	1997
90	Charlie Diskin (Tim Bishop) at CCSU.	1983
90	Charlie Sandora (Grey Seamans) vs. Scranton.	1972

Field Goals

53	Greg Knauss vs. IUP.	2007
52	Taylor Groff at Bloomsburg.	2012
	Taylor Groff at Millersville.	2012
	Taylor Groff at Kutztown.	2011
51	Taylor Groff at Clarion.	2012
50	Jordan Walters at West Chester.	2017
	Todd McNamee vs. Southern Conn.	1988
49	Joey Pingitore vs. Montclair.	1983
48	Taylor Groff at West Chester.	2011
	Taylor Groff vs. Kutztown.	2010
	Mark Brubaker vs. C.W. Post (NCAA).	2005
	Ed Detwiler vs. California.	1992
	Mike Augustin vs. Millersville.	1986
	Joey Pingitore at Lehigh.	1983

Kick Returns

98	Matt Kacanda at Bloomsburg.	1998
	Dick Merring vs. Mansfield.	1956
97	Mike Yanocha vs. Mansfield.	2002
95	Jim Wolfe at Cortland.	1964
94	Brandon Mercer vs. Cheyney.	2012
93	Joe Welk vs. Kutztown.	2014
	Michael Glover vs. Millersville.	2002
92	Joe Pawloski vs. Mansfield.	1995
90	Dennis Mailhot vs. Mansfield.	1989

Punt Returns

98	Dick Merring at West Chester.	1956
85	Charlie Shaw at Kutztown.	1954
82	Warren Hoeffner at West Chester.	1954
80	Barry Roach vs. Cortland.	1965
78	Tracy Coleman at Cheyney.	1985
	Jack Eagen at Cortland.	1950

Interception Returns

100	Jim Oplinger vs. Cheyney.	1956
95	Troy Myers at Slippery Rock.	1995
94	Roger Straub vs. Kutztown.	1992
85	Bernie Rockovich at Bloomsburg.	1947
80	Jeremy Brown vs. West Chester.	2001
77	Scott Christy vs. Cheyney.	2006
74	Joe McLaughlin vs. Mansfield.	1985

(Since 1942, the NCAA has established the maximum length of all
plays at 100 yards. Oplinger's interception return actually began
one yard in the end zone)

Punts

78	Todd McNamee vs. Southern Conn.	1988
75	Ken Parrish vs. West Chester.	2004
	Ed Detwiler vs. Bloomsburg.	1991
	Ed Detwiler at Millersville.	1991
	Todd McNamee vs. Cheyney.	1988
	Rob Derby vs. West Chester.	1949

Overtime Games (4-7)

1991	vs. Shippensburg (NCAA Playoffs)	33-34	L
1996	vs. Kutztown.	27-20	W
1999	at Shepherd. (2OT)	27-33	L
2000	vs. Shepherd.	35-28	W
2000	vs. Millersville.	26-33	L
2000	vs. Shippensburg.	14-17	L
2004	vs. West Chester.	37-38	L
2005	vs. Bloomsburg.	24-31	L
2008	vs. Shippensburg.	44-41	W
2009	at Kutztown.	27-20	W
2015	vs. Shippensburg. (5OT)	67-69	L

OPPONENTS SINGLE GAME HIGHS (SINCE 1974)

Rushing

Yards

321	Brock Jones, Gannon	2014
304	Franklyn Quiteh, Bloomsburg	2013
286	Chris Morgan, IUP	2006
282	Franklyn Quiteh, Bloomsburg	2012
261	Craig Reynolds, Kutztown	2016
259	Jerry Azumah, New Hampshire	1998
257	Brandon Monk, West Chester	2014
246	Franklyn Quiteh, Bloomsburg	2010
244	Gerard Mack, Millersville	1996
235	Irvin Sigler, Bloomsburg	1996
234	Lawrence Elliott, Jr., Bloomsburg	2015
	Thomas Fulton, West Chester	1997
229	Ryan Lehmeier, Slippery Rock	2007
223	Lee Brannon, Mansfield	1998
222	Marques Glaze, Bloomsburg	2001
221	Rob Blount, C.W. Post	2005
219	Toby Murray, Glenville State	2002
218	Shawn Harris, SCSU (NCAA)	2005
206	John Ford, Lock Haven	2016
205	James Wah, Jr., Kutztown	2014
204	Don Shaver, Kutztown	1979
203	Rondell White, West Chester	2011
201	Tom Martin, Bloomsburg	1987
200	Jamar Brittingham, Bloomsburg	2005
	Jamar Brittingham, Bloomsburg (NCAA)	2005

Carries

43	Franklyn Quiteh, Bloomsburg	2012
41	Lee Brannon, Mansfield	1998
	Ellis Robinson, SCSU	1995
39	Franklyn Quiteh, Bloomsburg	2010
	Thomas Fulton, West Chester	1997
	Derrick Price, West Chester	1990
37	Mike Eckmeyer, West Chester	2002

Touchdowns

5	Jerry Azumah, New Hampshire	1998
	Irvin Sigler, Bloomsburg	1996
4	Franklyn Quiteh, Bloomsburg	2013
	Jamar Brittingham, Bloomsburg	2005
	John Kuhn, Shippensburg	2003
	Marques Glaze, Bloomsburg	2001

Three 100-Yard Rushers, Game

2016	Lock Haven (Ford 206, Blakey 111, Walton 101)
2003	Ship (Kuhn 168, Crump 128, McLaurin 112)
1998	New Hampshire [Azumah 259, Smith 163, Curran 127]
1997	Elon (Thomas 120, Gannaway 119, Moore 110)

Two 100-Yard Rushers, Game

2017	Bloomsburg (Q. Quiteh 168, Gooden 108) West Chester (Elder 131, Dooley 106)
2016	West Chester (Elder 118, Young 110)
2015	Slippery Rock (Neely 152, Greene 130)
2014	Slippery Rock (Greene 186, Blakeman 119) Kutztown (Wah, Jr. 205, Williams 111)
2013	Mercyhurst (Sanders 121, Jones II 104)
2011	Bloomsburg (Mateo 157, Quiteh 124) C.W. Post (Laurino 107, Mack 102) Shippensburg (Zulli 126, Frenette 115)
2008	Clarion (Sipes 118, Emmanuel 105)
2007	Slippery Rock (Lehmeier 229, Cleckley 109)
1986	Millersville (Chidester 116, Napier 115)
1974	Montclair State (Sothern 132, Roberson 100)

Rushing Yards, Team

582	New Hampshire (56 carries)	1998
500	Shippensburg (69)	2003
483	Gannon (58)	2014
459	Kutztown (51)	2016
456	Slippery Rock (78)	2014
433	IUP (45)	2006
424	Lock Haven (48)	2016
420	Elon (53)	1997
414	Slippery Rock (63)	2015
401	Shippensburg (60)	2011

Rushing Attempts, Team

78	Slippery Rock (456 yards)	2014
69	Shippensburg (500 yards)	2003
	SCSU (350)	1985
68	Slippery Rock (306)	1974

Passing

Yards

527	Don King III, Slippery Rock	2016
496	Zach Zulli, Shippensburg	2012
481	Mike Mitros, West Chester	1998
480	Kevin Morton, Kutztown	2012
424	Jesse Showerda, New Haven	1996
408	Ameer Hayes, Cheyney	1998

Touchdowns

7	Don King III, Slippery Rock	2016
	Jesse Showerda, New Haven	1996
6	Ryan Zapoticky, Shippensburg	2015
	Drew Folmar, Millersville	1999
	Mike Mitros, West Chester	1998
5	Caleb Walton, Lock Haven	2016
	Zach Zulli, Shippensburg	2012
	Greg Moylan, Millersville	1996
	Dave MacDonald, West Chester	1994
	Mike Horton, New Haven	1986

Completions

38	Mike Mitros, West Chester	1998
36	Erriek Stewart, Cheyney	2003
35	Kevin Morton, Kutztown	2012
	Ameer Hayes, Cheyney	1998

Attempts

65	Ameer Hayes, Cheyney	1998
60	Erriek Stewart, Cheyney	2003
	Lucas Smith, Mansfield	1996
53	Jeremy Copeland, Kutztown	2003
	Mike Mitros, West Chester	1998

Passing Yards, Team

606	Shippensburg (33-44)	2012
527	Slippery Rock (28-38)	2016
490	Kutztown (35-42)	2012
481	West Chester (38-53)	1998
429	New Haven (20-33)	1996
408	Cheyney (35-65)	1998

Pass Completions, Team (35+)

38	West Chester	1998
36	Cheyney	2003
35	Kutztown	2012
	Cheyney	1998

Pass Attempts, Team

65	Cheyney	1998
60	Cheyney	2003
	Mansfield	1996
59	Montclair State	1983
55	Shippensburg	2015
	Kutztown	2004

First Downs

38	West Chester	1998
35	Lock Haven	2017
	IUP	2016

Total Plays, Team

98	Shippensburg (562 yards)	2015
	Millersville (368)	1992
97	Shippensburg (535)	2014
96	Lock Haven (571)	2017
95	Slippery Rock (577)	2015
	Shippensburg (625)	2011

Total Offense, Team

789	IUP (395 rush, 394 pass)	2016
724	Lock Haven (424 rush, 300 pass)	2016
719	Shippensburg (113 rush, 606 pass)	2012
704	Shippensburg (334 rush, 370 pass)	2017
672	Gannon (483 rush, 189 pass)	2014
668	Kutztown (459 rush, 209 pass)	2016
661	New Hampshire (582 rush, 79 pass)	1998
641	SCSU (NCAA) (276 rush, 365 pass)	2005
629	LIU Post (237 rush, 392 pass)	2015
627	Bloomsburg (389 rush, 238 pass)	2013
625	Shippensburg (401 rush, 224 pass)	2011
622	Kutztown (301 rush, 321 pass)	2015
621	Kutztown (316 rush, 305 pass)	2011
608	Bloomsburg (309 rush, 299 pass)	1996
607	IUP (324 rush, 283 pass)	2017
605	Shippensburg (358 rush, 247 pass)	1998
603	Bloomsburg (336 rush, 267 pass)	2012

Receiving

Yards

237	Marcus Johnson, Slippery Rock	2016
228	Chris Ortiz, SCSU	1995
227	Kevin Ingram, West Chester	1999
225	Tyrone Seabrooks, New Haven	1996
215	Devyn Woods, Mercyhurst	2012
211	Ron Lelko, Bloomsburg	1996
210	Shawn Seif, Lock Haven	2016
205	Anthony Browder, Kutztown	1996
201	Thomas Mayo, California	2011

Receptions

15	Kevin Ingram, West Chester	1999
	Anthony Browder, Kutztown	1996
14	Bill Lowe, West Chester	1998
13	Ryan Clift, Millersville	2003
	Ron Lelko, Bloomsburg	1996

Touchdowns

5	Tyrone Seabrooks, New Haven	1996
4	Shawn Seif, Lock Haven	2016
	Marcus Johnson, Slippery Rock	2016
	Brandon Simmons, West Chester (NCAA)	2004
	Kevin Ingram, West Chester	1998
3	Kevin Wiggins, Millersville	2016
	Brandon Mansell, Gannon	2015
	Darren Massey, Edinboro	2014
	Trevor Harman, Shippensburg	2013
	Devyn Woods, Mercyhurst	2012
	Mike Washington, West Chester	2006
	Brandon Simmons, West Chester	2004
	Shawn Foxworth, Millersville	1999
	Dave Klingerman, Shippensburg	1998
	Bobby McRae, Cheyney	1998
	Adrian Webber, SCSU	1991

Three 100-Yard Receivers, Game

2012	Kutztown (Fox 118, Snyder 109, Tuell 103)
------	---

Two 100-Yard Receivers, Game

2015	Gannon (Hamm 122, Mansell 105)
2012	Shippensburg (Baskerville 134, Harman 118) Bloomsburg (Hutton 120, Dickerson 117) Mercyhurst (Woods 215, Bruner 144)
2010	Shippensburg (Barley 138, Frenette 118)
2006	California (Forse 117, Huddleston 115)
2005	Bentley (Lake 123, Goodwin 113)
2004	WCU NCAA (Simmons 180, DeForrest 112)
1999	Bloomsburg (M. Lelko 124, Wilson 100) Millersville (Foxworth 190, Scott 120)
1998	West Chester (Lowe 168, Ingram 133) Cheyney (McRae 141, Andrews 115)
1996	New Haven (Seabrooks 225, Gagnon 153)
1975	Millersville (Daley 152, Ulrich 127)

Longest Scoring Plays

Rushing (85+)

98	Terry Williams, at Kutztown	2015
93	Toby Murray, at Glenville State	2002

Passing

92	Cheyney (Justin Watkins from Blaze Wasserleben)	2012
85	at Kutztown (James Brooks from Jeremy Copeland)	2004
85	Clarion (PSAC) (Terry McFetridge from Dave Lammers)	1983

Field Goals

55	Pat Beaty, at North Dakota	1985
53	Sean McNicholas, at Edinboro	2000
50	Pete McKenna, at Bloomsburg	1979

Interception Returns

89	Nick Ryan, C.W. Post	1978
72	Jayson Gordneer, at Southern Conn.	1991

Fumble Returns

100	Jamal Battle, at Millersville	1998
89	Todd Ayers, at Kutztown	1993

Kick Returns

100	Josh Mastromatto, at Kutztown	2011
100	Cori Johnson, at Clarion	2000
100	Sean Smith, at Bloomsburg	1994

Punt Returns

85	Chris Bone, at C.W. Post	2005
83	Reece Brown, at IUP	1992

Blocked Field Goal Returns

69	Antonio Williams, at Shippensburg	2002
----	-----------------------------------	------

YEAR-BY-YEAR RECORD

Year	W	L	T	PF	PA	Head Coach	Captain(s)
1926	6	1	1	205	12	Ralph Mitterling	Arthur Morris
1927	6	1	1	178	40	Ralph Mitterling	John Gibbons
1928	4	5	0	75	76	Ralph Mitterling	Arnold Thalenfeld
1929	3	4	1	106	84	Ralph Mitterling	Joseph Mendelis
1930	4	4	0	71	89	Ralph Mitterling	Francis Hoffman
1931	3	2	2	82	62	Ralph Mitterling	Charles Leader
1932	2	5	1	64	80	Ralph Mitterling	Thomas Johnson
1933	4	4	0	58	95	Ralph Mitterling	Joseph Kennedy
1934	4	2	1	61	47	Ralph Mitterling	Charles Cooper, Henry Arneberg
1935	3	5	0	45	114	Ralph Mitterling	Paul Shebby
1936	2	6	0	28	179	Herb Lorenz	John Carr
1937	2	6	0	26	112	Herb Lorenz	Ronald Sellar, Ben Franklin
1938	2	6	0	79	114	Herb Lorenz	Chet Gons
1939	3	5	0	82	106	Ed Snavelly	Tony Scarcella
1940	7	1	0	110	51	Ed Snavelly	Thomas Kearns
1941	5	2	0	102	47	Ed Snavelly	Louis Zwirek
1942	6	0	0	101	13	Eugene Martin	Edward Rushin
1945	2	4	0	46	75	Eugene Martin	-
1946	5	2	0	176	33	Eugene Martin	Ken Schaeffer, Dan Drigan
1947	3	3	0	101	38	Eugene Martin	Harold Hogan, Bernie Rockovich
1948	4	3	1	101	62	Eugene Martin	Walt Zarnowski
1949	5	3	0	112	72	Eugene Martin	-
1950	4	3	1	118	106	Eugene Martin	John Swartz
1951	4	4	0	136	140	Eugene Martin	Howard Pewterbaugh, Rich Pritchard
1952	4	4	0	69	107	Eugene Martin	Andrew Levendis, Robert Rhiel
1953	3	3	0	66	59	Eugene Martin	Robert Brown, Jack Morris
1954	6	2	0	174	68	Eugene Martin	Carmen Martucci, James Revello
1955	4	3	0	144	119	Eugene Martin	Clyde Sweigart
1956	7	2	0	203	53	Eugene Martin	John Andrews, Dick Merring
1957	3	4	1	137	111	Eugene Martin	Jim Oplinger, Charles Brayford
1958	2	5	2	75	151	Geo. Ockershausen	Edward Adams, John Brunner
1959	5	2	2	96	51	Jack Gregory	John Brunner, Richard Zimmer
1960	6	3	0	265	81	Jack Gregory	Sterling Brown, Dick Wolslayer
1961	7	1	0	288	45	Jack Gregory	Ed Becker, Bill Race
1962	8	1	0	232	76	Jack Gregory	Bill Lewis, Joe Heverin
1963	5	3	0	190	79	Jack Gregory	Joe Bahnatka, Toby Barkman
1964	8	1	0	272	55	Jack Gregory	Tom Washburn, Jerry Wasilchak, Richard Zapolski
1965	10	0	0	273	63	Jack Gregory	Glen Ray, Gibby Romaine, Robert Ruckdeschel
1966	4	4	0	151	111	Charles Reese	Doug McNamee, Frank Mirello
1967	7	1	0	234	100	Charles Reese	Bob Holdebaum
1968	8	0	1	379	105	Charles Reese	Bob Malehorn, Gary Schoenberger
1969	5	3	0	235	172	Charles Reese	Bob Dinan, Bill Dukett, Merv Witmer
1970	5	4	0	242	180	Charles Reese	Jerry Clymer, Joe Kelly
1971	6	3	0	223	82	Charles Reese	Ray Johnson, Ed Long, Steve Mummaw
1972	4	5	0	187	119	Charles Reese	Joe Bongiovanni, Hank Kunkel
1973	6	1	1	125	50	Charles Reese	Bob Cormack, John Smith
1974	5	5	0	135	162	Dennis Douds	Tom Deremer, Tom Kozlosky, Tom Polinski
1975	10	0	0	226	95	Dennis Douds	Rich Nicolais, Doug Sheaffer, Willard Stem
1976	9	0	1	269	87	Dennis Douds	Pete Radocha, Rich Rodenberger, Mike Stambaugh
1977	6	2	0	223	91	Dennis Douds	Pat Flaherty, Harold Strunk
1978	10	1	0	308	76	Dennis Douds	Jeff Detzi, Jeff Johnson
1979	7	3	0	152	97	Dennis Douds	John Holanda, Ray Cianni
1980	6	4	0	223	154	Dennis Douds	Mike Lush, Jim Snyder
1981	4	6	0	146	180	Dennis Douds	John Marcante, Duane Van Fleet
1982	9	2	0	286	130	Dennis Douds	Bob Manez, Larry Sontag
1983	7	4	0	270	148	Dennis Douds	Dan Koval, Mike Reichenbach
1984	5	5	0	233	236	Dennis Douds	Bill Camp, Ernie Siegrist
1985	2	8	0	177	220	Dennis Douds	Tim Bishop, Tracy Coleman
1986	1	9	0	107	248	Dennis Douds	Chris Gerhard
1987	4	6	0	139	180	Dennis Douds	Dan Murray, Mike Yanders
1988	4	6	0	125	116	Dennis Douds	Joe McLaughlin, Eric Sampson
1989	6	4	0	225	122	Dennis Douds	Pat Brady, Tom Taylor
1990	6	4	0	284	234	Dennis Douds	Justin Dettore, Ken Kopetchny, Jim Miller
1991	8	3	1	319	260	Dennis Douds	Curtis Bunch, Des Hussey
1992	8	2	0	258	153	Dennis Douds	Bret Comp, Joe Ruedt
1993	7	2	1	298	145	Dennis Douds	John Catalano, Ed Myers
1994	5	5	0	262	202	Dennis Douds	Steve Stuttle, Brent Voynar
1995	4	6	0	235	220	Dennis Douds	Tim Green, Joe Menton, Dennis McWhite
1996	6	4	0	397	327	Dennis Douds	Bruce Berke, Bill Fonzone
1997	4	6	0	260	328	Dennis Douds	Mike Mancuso, Brett Witmer
1998	2	8	0	240	411	Dennis Douds	Tim Pollock, Joe Terra
1999	4	7	0	262	371	Dennis Douds	Joe Bahling, J.D. Granger
2000	6	5	0	228	214	Dennis Douds	Kevin Nagle, Jason Zinn
2001	7	3	0	287	187	Dennis Douds	Jeremy Brown, Jeremy Palm
2002	8	2	0	296	185	Dennis Douds	Dustin Barno, Jeremy Palm
2003	8	3	0	394	250	Dennis Douds	Michael Glover, John Jeffries, Greg Munch
2004	10	2	0	447	256	Dennis Douds	Matt Rapa, Brian Violante
2005	11	3	0	596	341	Dennis Douds	Anthony Carfagno, Dan Crozier, Tyree Townes
2006	7	4	0	385	235	Dennis Douds	Jimmy Terwilliger, Greg Thoman
2007	3	6	0	239	238	Dennis Douds	Jayson Frank, Mike Habel
2008	9	2	0	387	262	Dennis Douds	Doug Ogden, David Pacchioni, Tim Roken
2009	8	4	0	352	267	Dennis Douds	Sam Shuman, Morgan Thomas
2010	3	8	0	351	271	Dennis Douds	Matt Freed, Matt Marshall
2011	3	8	0	274	323	Dennis Douds	Mike Bergey, Dan Caffrey
2012	5	5	0	385	359	Dennis Douds	Sam Hull, Seve Rivers
2013	7	4	0	449	280	Dennis Douds	Robert Bleiler, Greg Blue
2014	6	5	0	377	379	Dennis Douds	Dusty Reed, Bryan Thomson
2015	6	5	0	440	374	Dennis Douds	Jon Schnaars, Matt Soltes
2016	4	7	0	345	432	Dennis Douds	Robert Healy, Sean Roth
2017	3	8	0	201	312	Dennis Douds	Devon Ackerman, Sekou Jones

All-Time PSAC Record

The Pennsylvania State Athletic Conference was organized in 1951 for the purpose of administrating athletics among the 14 state colleges in the Commonwealth of Pennsylvania.

Although football champions had been picked since 1934, the first on-the-field champion was crowned in 1960.

2006 - Mansfield discontinued its program

2008 - Shippensburg to PSAC East, C.W. Post

to East as associate member, Gannon and Mercyhurst to West as full members

2013 - Lock Haven to PSAC East, LIU Post left

PSAC, Seton Hill added to West as full member
2014 - selected crossover games counted towards divisional standings

2017 - Cheyney discontinued its program

All-time PSAC standings since 1960:

Eastern Division	W	L	T	Pct.
West Chester	253	56	0	.819
ESU	220	131	1	.626
Bloomsburg	218	129	5	.626
*LIU Post	20	15	0	.571
Millersville	185	161	5	.534
Shippensburg	180	169	3	.516
Kutztown	166	182	4	.477
*Mansfield	66	200	5	.253
Lock Haven	77	272	5	.225
*Cheyney	40	303	2	.119

Western Division	W	L	T	Pct.
Indiana	226	79	6	.736
Slippery Rock	214	127	10	.624
Mercyhurst	38	34	0	.528
Edinboro	177	161	12	.523
Clarion	171	175	7	.494
California	163	184	5	.470
Gannon	31	41	0	.431
Seton Hill	6	31	0	.162

ESU Athletic Traditions

Red and Black

The school colors go back to the first year of the Normal School in 1893. The Stroudsburg Times noted on September 28, 1893 that "the school colors are **Red and Black**. The school yell, "you will have to translate for yourself." The athletic teams were known as the Red and Black until 1932.

Origin of "The Warriors"

On April 8, 1932, a writer in The Stroud Courier, the campus newspaper, who signed her column, "Just Debs," noted: "The majority of colleges have nicknames for their athletic teams. This writer in the future is going to refer to the local teams as the **Warriors**." New Warriors logos were adopted in 1996 and most recently January 2017.

ALL-TIME SCHEDULE

MILESTONE WINS

1	1926 vs. Trenton, 15-3
100	1953 at Ithaca, 20-0
171	1965 vs. Indiana, 26-10 (won PSAC championship, first 10-0 season in school history)
200	1970 vs. Bloomsburg, 47-22
231	1975 vs. Edinboro, 24-20 (won PSAC championship at 10-0)
300	1987 vs. Mansfield, 31-21
400	2004 vs. Clarion, 38-24
404	2004 vs. Edinboro, 36-32 (first Division II Playoff victory)
415	2005 vs. C.W. Post, 55-28 (won DII Northeast Regional)
429	2008 vs. Shippensburg, 44-41 OT (PSAC record 213th win for Douds)

All-Time Football Coaching Records

The won-loss records of East Stroudsburg's eight head football coaches since 1926

Coach	Seasons	Years	W	L	T	Pct.
Ralph Mitterling	10	1926-35	39	33	7	.538
Herb Lorenz	3	1936-38	6	18	0	.250
Ed Snavely	3	1939-41	15	8	0	.652
Eugene Martin	14	1942-57	60	40	3	.597
George Ockershausen	1	1958	2	5	2	.333
Jack Gregory	7	1959-65	49	11	2	.806
Charlie Reese	8	1966-73	45	21	2	.676
Denny Douds	44	1974-	263	196	3	.573
Overall Record	90	1926-2017	479	332	19	.589

(PSAC championship games and NCAA playoff games are counted in record)

COACH RALPH MITTERLING

(1926-35)

1926 (6-1-1)

S 26	Trenton	15	3	W
O 2	Upsala	10	0	W
O 9	at Lock Haven	99	0	W
O 16	Lafayette Frosh	21	0	W
O 23	Cooper Union	54	0	W
O 30	at Cortland	0	0	T
N 6	at West Chester	6	0	W
N 19	at Shippensburg	0	7	L

1927 (6-1-1)

O 1	at Wyoming Seminary	6	26	L
O 8	at Bloomsburg	6	0	W
O 12	at St. Thomas	6	6	T
O 22	Shippensburg	31	0	W
O 29	Cooper Union	52	2	W
N 5	Cortland	34	0	W
N 12	Central S.N.S.	30	0	W
N 18	West Chester	13	6	W

1928 (4-5)

S 29	Springfield	7	25	L
O 6	Trenton	6	0	W
O 13	at Shippensburg	0	6	L
O 20	Wyoming Seminary	0	13	L
O 27	at Slippery Rock	0	13	L
N 3	at Cortland	12	0	W
N 10	at Lock Haven	38	0	W
N 17	at West Chester	0	13	L
N 24	Bloomsburg	12	0	W

1929 (3-4-1)

O 5	at Springfield	0	0	T
O 12	Shippensburg	7	0	W
O 19	at Cortland	26	7	W
O 26	Slippery Rock	6	13	L
N 2	West Chester	7	14	L
N 9	at Wyoming Seminary	7	19	L
N 16	at Bloomsburg	0	13	L
N 23	at Trenton	53	18	W

1930 (4-4)

S 27	at Springfield	0	29	L
O 4	US Coast Guard	0	21	L
O 11	Trenton	14	0	W
O 18	at Shippensburg	13	7	W
O 25	Cortland	19	0	W
N 1	at Mansfield	19	0	W
N 8	at Wyoming Seminary	0	19	L
N 15	Bloomsburg	6	13	L

1931 (3-2-2)

O 3	Seton Hall	6	18	L
O 10	at Trenton	0	0	T
O 17	Shippensburg	13	0	L
O 24	at Cortland	31	6	W
O 31	Mansfield (HC)	19	0	W
N 7	at US Coast Guard	6	31	L
N 14	at Bloomsburg	7	7	T

1932 (2-5-1)

S 24	at Seton Hall	0	18	L
O 1	at Springfield	0	20	L
O 8	Trenton	6	0	W
O 15	at Shippensburg	0	9	L
O 22	at St. Thomas	6	20	L
O 29	Cortland	7	7	T
N 5	at Mansfield	0	6	L
N 12	Bloomsburg	45	0	W

1933 (4-4)

S 30	at Springfield	0	20	L
O 7	at Trenton	13	0	W
O 14	Shippensburg	7	0	W
O 21	at St. Thomas	0	40	L
O 28	at Cortland	10	26	L
N 4	at Bloomsburg	7	9	L
N 11	Mansfield	12	0	W
N 18	Ithaca	9	0	W

1934 (4-2-1)

S 29	at Springfield	0	18	L
O 13	at Shippensburg	6	7	L
O 20	Cortland	6	6	T
O 27	Trenton	14	0	W
N 3	at Ithaca	7	6	W
N 10	at Mansfield	14	0	W
N 17	Bloomsburg	14	10	W

1935 (3-5)

S 28	at Springfield	0	10	L
O 5	Panzer	26	0	W
O 12	Shippensburg	6	20	L
O 19	at Trenton	6	0	W
O 26	at Cortland	0	39	L
N 2	Ithaca	0	33	L
N 9	Mansfield	7	0	W
N 16	at Bloomsburg	0	12	L

COACH HERB LORENZ

(1936-38)

1936 (2-6)

S 26	at Panzer	2	20	L
O 3	Montclair	13	12	W
O 10	at Shippensburg	0	58	L
O 17	Trenton	6	3	W
O 24	Cortland	7	19	L
O 31	at Ithaca	0	32	L
N 7	at Mansfield	0	28	L
N 14	Bloomsburg	0	7	L

1937 (2-6)

S 25	at Springfield	0	7	L
O 2	Panzer	13	0	W
O 9	Shippensburg	0	21	L
O 16	Trenton	13	7	W
O 23	at Cortland	0	28	L
O 30	at Montclair	0	25	L
N 6	Mansfield	0	12	L
N 13	at Bloomsburg	0	12	L

1938 (2-6)

S 24	at Panzer	0	7	L
O 1	West Chester	6	13	L
O 8	at Shippensburg	14	19	L
O 15	at Trenton	26	6	W
O 22	Cortland	13	19	L
O 29	Montclair	0	7	L
N 5	at Mansfield	0	31	L
N 12	Bloomsburg	20	12	W

COACH ED SNAVELY

(1939-41)

1939 (3-5)

S 30	Panzer	6	7	L
O 6	at West Chester	0	24	L
O 14	Shippensburg	26	7	W
O 21	at Cortland	0	24	L
O 28	at Montclair	0	8	L
N 4	Mansfield	13	8	W
N 11	at Bloomsburg	25	7	W
N 18	Lock Haven	12	21	L

1940 (7-1)

S 28	at Panzer	26	19	W
O 5	at Lock Haven	13	7	W
O 12	at Shippensburg	13	7	W
O 19	Cortland	24	0	W
O 26	Montclair	3	0	W
N 2	at Mansfield	19	0	W
N 9	Bloomsburg	12	0	W
N 16	West Chester	0	18	L

1941 (5-2)

O 3	at West Chester	6	28	L
O 11	Shippensburg	0	6	L
O 18	at Kutztown	26	0	W
O 24	at Montclair	14	13	W
N 1	Mansfield	6	0	W
N 8	at Bloomsburg	13	0	W
N 15	Panzer	37	0	W

COACH EUGENE MARTIN

(1942-57)

1942 (6-0 • PSAC Champs)

O 10	at Shippensburg	12	0	W
O 17	Kutztown	14	0	W
O 24	Montclair	24	0	W
O 31	at Mansfield	12	6	W
N 14	West Chester	26	0	W
N 21	at Panzer	13	7	W

1943-44

No Varsity Football

ALL-TIME SCHEDULE

1945 (2-4)				
O 6	Bloomsburg	0	13	L
O 10	at Bloomsburg	7	19	L
O 13	Lock Haven	6	18	L
O 20	at Wyoming Seminary	13	0	W
N 3	at Lock Haven	0	25	L
N 10	at NY Military Academy	20	0	W

1946 (5-2)				
O 5	Panzer	26	0	W
O 12	Shippensburg	32	7	W
O 19	at Cortland	25	6	W
O 25	at West Chester	7	13	L
N 2	Montclair	53	0	W
N 9	Bloomsburg	6	7	L
N 16	at C.C.N.Y.	27	0	W

1947 (3-3)				
O 4	Panzer	19	0	W
O 11	at Shippensburg	7	13	L
O 18	Cortland	21	0	W
O 25	West Chester	0	6	L
N 8	at Bloomsburg	2	13	L
N 15	C.C.N.Y.	42	6	W

1948 (4-3-1)				
S 25	at Millersville	13	7	W
O 2	Panzer	48	6	W
O 9	Shippensburg	14	7	W
O 16	at Mansfield	13	7	W
O 22	at West Chester	7	14	L
O 30	Rider	6	7	L
N 6	at Cortland	0	0	T
N 13	Bloomsburg	0	14	L

1949 (5-3)				
S 24	Millersville	13	0	W
O 1	Panzer	21	6	W
O 8	at Shippensburg	7	0	W
O 15	Mansfield	28	6	W
O 22	West Chester	0	7	L
O 29	at Rider	7	19	L
N 5	Cortland	14	6	W
N 12	at Bloomsburg	22	28	L

1950 (4-3-1)				
S 30	at Millersville	31	20	W
O 7	at Mansfield	14	0	W
O 14	Shippensburg	13	13	T
O 20	at West Chester	0	27	L
O 28	Bridgeport	25	6	W
N 4	at Cortland	0	7	L
N 10	at Ithaca	28	7	W
N 18	Rider	7	26	L

1951 (4-4)				
S 29	Millersville	20	19	W
O 6	Mansfield	21	13	W
O 13	at Shippensburg	7	33	L
O 20	West Chester	13	27	L
O 27	at Bridgeport	14	16	L
N 3	Cortland	20	6	W
N 10	Ithaca	34	0	W
N 17	at Rider	7	26	L

1952 (4-4)				
S 27	at Millersville	0	7	L
O 4	King's	14	6	W
O 11	Shippensburg	7	14	L
O 18	Mansfield	14	12	W
O 24	at West Chester	0	41	L
N 1	at Cortland	7	14	L
N 7	at Ithaca	13	0	W
N 15	Arnold	14	13	W

1953 (3-3)				
S 26	Millersville	31	0	W
O 3	at King's	0	13	L
O 10	at Shippensburg	0	30	L
O 17	at Mansfield	9	0	W
O 24	West Chester (HC)	6	16	L
O 31	at Ithaca	20	0	W
N 6	Cortland	Cancelled		
N 13	Arnold	Cancelled		

1954 (6-2 • PSAC co-champs)				
S 25	at Millersville	19	0	W
O 2	at Ithaca	25	13	W
O 9	Shippensburg	13	17	L
O 16	Mansfield	28	0	W
O 22	at West Chester	14	13	W
O 30	at Kutztown	32	6	W
N 6	at Cortland	0	19	L
N 13	Cheyney	43	0	W

1955 (4-3)				
S 24	Millersville	Cancelled		
S 30	at Ithaca	19	18	W
O 8	at Shippensburg	7	26	L
O 15	at Mansfield	20	13	W
O 22	West Chester	20	23	L
O 29	Kutztown	40	14	W
N 5	Cortland	13	19	L
N 12	at Cheyney	25	6	W

1956 (7-2)				
S 22	at Millersville	33	6	W
S 28	at Ithaca	13	0	W
O 6	Shippensburg	13	0	W
O 13	at Lock Haven	28	12	W
O 20	Mansfield	42	13	W
O 26	at West Chester	7	15	L
N 3	at Cortland	0	7	L
N 10	Cheyney	46	0	W
N 17	Kutztown	21	0	W

1957 (3-4-1)				
S 21	Millersville	26	0	W
S 27	Ithaca	27	0	W
O 5	at Shippensburg	19	28	L
O 12	Lock Haven	6	16	L
O 19	Mansfield	Cancelled		
O 26	West Chester	0	34	L
N 2	Cortland	6	19	L
N 9	at Cheyney	39	0	W
N 16	at Kutztown	14	14	T

COACH GEORGE OCKERSHAUSEN

(1958)				
1958 (2-5-2)				
S 20	Kutztown	19	0	W
S 27	at Ithaca	6	14	L
O 4	Shippensburg	0	14	L
O 10	at West Chester	0	49	L
O 18	at Millersville	14	20	L
O 25	Waynesburg	0	0	T
N 1	Bloomsburg	12	12	T
N 8	at Cortland	8	42	L
N 15	at Montclair	16	0	W

COACH JACK GREGORY

(1959-65)				
1959 (5-2-2)				
S 19	at Kutztown	22	0	W
S 26	Ithaca	12	6	W
O 3	at Shippensburg	2	20	L
O 10	West Chester	0	25	L
O 17	Millersville	6	0	W
O 24	at Waynesburg	0	0	T
O 31	at Bloomsburg	7	0	W
N 7	Cortland	0	0	T
N 14	Montclair	47	0	W

1960 (6-3)				
S 17	at Millersville	0	6	L
S 24	Kutztown	61	0	W
S 30	at West Chester	0	21	L
O 8	Shippensburg	48	7	W
O 15	at Mansfield	42	7	W
O 22	Cheyney	58	0	W
O 29	Bloomsburg	21	20	W
N 5	at Cortland	28	0	W
N 12	at Indiana	7	20	L

1961 (7-1)				
Millersville	37	7	W	
at Kutztown	45	0	W	
West Chester	7	28	L	
at Shippensburg	47	7	W	
Mansfield	38	3	W	
at Cheyney	54	0	W	
at Bloomsburg	36	0	W	
Cortland	24	0	W	

1962 (8-1 • East Champs)				
Montclair	29	20	W	
at West Chester	7	6	W	
Kutztown	52	7	W	
Cheyney	68	6	W	
at Mansfield	12	6	W	
at Millersville	19	6	W	
at Cortland	20	0	W	
Bloomsburg	19	12	W	
at Slippery Rock	6	13	L	

(PSAC Championship)				
1963 (5-3)				
S 14	at Montclair	12	18	L
S 28	West Chester	0	20	L
O 5	at Kutztown	27	7	W
O 12	at Cheyney	55	0	W
O 19	Mansfield	34	7	W
O 26	Millersville	21	13	W
N 2	Cortland	34	0	W
N 9	at Bloomsburg	7	14	L

1964 (8-1 • PSAC Champs)				
S 19	Southern Conn.	21	6	W
S 25	at West Chester	13	0	W
O 3	Kutztown	23	6	W
O 10	Cheyney	60	0	W
O 17	at Mansfield	21	0	W
O 24	at Millersville	24	12	W
O 31	at Cortland	14	17	L
N 7	Bloomsburg	69	0	W
N 14	at Indiana	27	14	W

(PSAC Championship)				
1965 (10-0 • PSAC Champs)				
S 18	at Southern Conn.	30	16	W
S 25	Montclair	7	6	W
O 1	West Chester	13	6	W
O 9	at Kutztown	26	13	W
O 16	at Cheyney	40	0	W
O 23	Mansfield	26	6	W
O 30	Millersville	33	6	W
N 6	Cortland	38	0	W
N 12	at Bloomsburg	34	0	W
N 20	Indiana	26	10	W

COACH CHARLIE REESE

(1966-73)				
1966 (4-4)				
S 17	at Wilkes	0	10	L
S 24	at Montclair	7	14	L
O 1	at West Chester	6	39	L
O 8	Kutztown	33	0	W
O 15	Cheyney	41	7	W
O 22	at Mansfield	33	14	W
O 29	at Millersville	13	21	L
N 12	Bloomsburg	18	6	W

1967 (7-1)				
S 16	Montclair	17	13	W
S 23	at Edinboro	33	6	W
S 29	West Chester	7	33	L
O 7	at Kutztown	26	6	W
O 14	at Cheyney	33	14	W
O 21	Mansfield	20	14	W
O 28	Millersville	40	8	W
N 10	at Bloomsburg	58	6	W

ALL-TIME SCHEDULE

1968 (8-0-1 • PSAC co-champs)

	Edinboro	49	14	W
	at West Chester	21	14	W
	Kutztown (HC)	23	7	W
	Cheyney	63	0	W
	at Mansfield	37	0	W
	at Millersville	41	21	W
	at Delaware State	47	7	W
	Bloomsburg [PD]	70	14	W
N 16	at California	28	28	T
	(PSAC Championship)			

1969 (5-3)

S 20	Montclair	12	21	L
S 27	West Chester	21	36	L
O 4	at Kutztown	23	17	W
O 11	at Cheyney	55	13	W
O 18	Mansfield	9	36	L
O 25	Millersville	42	14	W
N 1	Delaware State	35	12	W
N 8	at Bloomsburg	38	23	W

1970 (5-4)

S 12	at Lafayette	16	27	L
S 19	at Montclair	6	16	L
S 26	at West Chester	0	42	L
O 3	Kutztown	43	49	L
O 10	Cheyney	47	2	W
O 17	at Mansfield	39	19	W
O 24	at Millersville	14	3	W
O 31	Wilkes	30	0	W
N 7	Bloomsburg	47	22	W

1971 (6-3)

S 18	at Trenton	36	0	W
S 25	Montclair	14	7	W
O 2	West Chester	7	9	L
O 9	at Kutztown	13	20	L
O 16	at Cheyney	26	0	W
O 23	Mansfield	48	13	W
O 30	Millersville	39	12	W
N 6	at Wilkes	14	15	L
N 13	at Bloomsburg	26	6	W

1972 (4-5)

S 16	Trenton	36	0	W
S 23	at Montclair	35	15	W
S 30	at West Chester	6	24	L
O 7	Kutztown	0	7	L
O 14	Cheyney	34	8	W
O 21	at Mansfield	21	22	L
O 28	at Millersville	0	21	L
N 4	Scranton	49	2	W
N 11	Bloomsburg	6	20	L

1973 (6-1-1)

S 22	Montclair	28	10	W
S 28	West Chester	7	14	L
O 6	at Kutztown	13	3	W
O 13	at Cheyney	13	7	W
O 20	Mansfield	25	0	W
O 27	Millersville	18	13	W
N 3	at Cortland	0	0	T
N 10	at Bloomsburg	21	3	W

COACH DENNY DOUDS
(1974-present)

1974 (5-5)

S 14	Slippery Rock	20	47	L
S 21	at Montclair	7	17	L
S 28	at West Chester	6	20	L
O 5	Kutztown	6	0	W
O 12	Cheyney	21	7	W
O 19	at Mansfield	10	0	W
O 26	at Millersville	0	23	L
N 2	Cortland	28	11	W
N 9	Bloomsburg	30	9	W
N 16	at Indiana	7	28	L

1975 (10-0 • PSAC Champs)

S 13	at Slippery Rock	7	0	W
S 20	Montclair	14	3	W
S 27	West Chester	24	20	W
O 4	at Kutztown	35	6	W
O 11	vs. Cheyney (Coatesville)	17	7	W
O 18	Mansfield	39	8	W
O 25	Millersville	28	24	W
N 1	at Cortland	10	7	W
N 8	at Bloomsburg	28	0	W
N 15	Edinboro	24	20	W

1976 (9-0-1 • PSAC co-champs)

S 18	at Montclair	14	0	W
S 25	at West Chester	27	13	W
O 2	Kutztown	27	13	W
O 9	Cheyney	41	6	W
O 16	at Mansfield	54	8	W
O 23	at Millersville	20	13	W
O 30	Cortland	28	14	W
N 6	Bloomsburg	21	6	W
N 13	Morgan State	23	0	W
N 20	at Shippensburg	14	14	T

1977 (6-2)

S 27	Montclair	17	3	W
O 1	at Kutztown	6	14	L
O 8	at Cheyney	24	0	W
O 15	Mansfield	51	6	W
O 22	Millersville	8	34	L
O 29	at Cortland	69	14	W
N 5	at Bloomsburg	24	20	W
N 12	West Chester	24	0	W

1978 (10-1 • PSAC Champs)

S 9	Indiana	17	3	W
S 16	C.W. Post	13	21	L
S 23	at Montclair	36	13	W
S 30	Cortland	64	7	W
O 7	Kutztown	20	7	W
O 14	Cheyney	16	8	W
O 21	at Mansfield	27	0	W
O 28	at Millersville	24	0	W
N 4	at West Chester	19	10	W
N 11	Bloomsburg	23	3	W
N 18	at Clarion	49	4	W

1979 (7-3)

S 8	at Indiana	14	34	L
S 15	at C.W. Post	17	10	W
S 22	Montclair	10	6	W
S 29	at Cortland	24	3	W
O 6	at Kutztown	10	20	L
O 13	at Cheyney	3	7	L
O 20	Mansfield	17	7	W
O 27	Millersville	12	7	W
N 3	West Chester	14	0	W
N 10	at Bloomsburg	31	3	W

1980 (6-4 • t-1st East)

S 13	C.W. Post	14	7	W
S 20	at Montclair	0	16	L
S 27	Central Conn. [PD]	32	14	W
O 4	Kutztown	16	7	W
O 11	Cheyney	25	14	W
O 18	at Mansfield	28	17	W
O 25	at Millersville	3	14	L
O 31	at West Chester	13	26	L
N 8	Bloomsburg	70	15	W
N 15	Indiana	22	24	L

1981 (4-6)

S 12	at C.W. Post	9	29	L
S 19	Montclair	3	30	L
S 26	at Central Conn.	17	28	L
O 3	at Kutztown	0	12	L
O 10	at Cheyney	41	21	W
O 17	Mansfield (PD)	17	6	W
O 24	Millersville (HC)	9	31	L
O 31	West Chester	3	20	L
N 7	at Bloomsburg	49	0	W
N 14	at Indiana	7	3	W

1982 (9-2 • PSAC Champs)

S 11	C.W. Post	41	3	W
S 18	at Montclair	14	16	L
S 25	Central Conn.	24	11	W
O 2	Kutztown (PD)	24	0	W
O 9	Cheyney (HC)	28	15	W
O 16	at Mansfield	32	13	W
O 23	at Millersville	41	9	W
O 29	at West Chester	17	9	W
N 6	Bloomsburg	34	7	W
N 13	at Lehigh	7	25	L
N 20	at Edinboro	24	22	W

1983 (7-4 • East Champs)

S 10	at Lafayette	14	20	L
S 17	Montclair	32	14	W
S 14	at Central Conn.	38	0	W
O 1	at Kutztown	31	7	W
O 8	at Cheyney	27	19	W
O 15	Mansfield (PD)	50	8	W
O 22	Millersville	34	12	W
O 29	West Chester (HC)	14	17	L
N 5	at Bloomsburg	13	7	W
N 12	at Lehigh	3	17	L
N 19	vs. Clarion (Hershey)	14	27	L

1984 (5-5)

S 18	Southern Conn.	15	10	W
S 15	at Montclair	10	7	W
S 22	at Bloomsburg	13	23	L
S 29	Kutztown (PD)	31	16	W
O 5	at West Chester	27	44	L
O 13	Edinboro (HC)	20	40	L
O 20	Cheyney	16	7	W
O 27	at Mansfield	41	17	W
N 3	Millersville	22	28	L
N 10	at Lafayette	38	44	L

1985 (2-8)

S 7	at North Dakota	7	38	L
S 14	at Southern Conn.	19	23	L
S 21	Montclair	17	20	L
S 28	Bloomsburg	16	21	L
O 5	at Kutztown	3	18	L
O 12	West Chester (PD)	16	18	L
O 19	at Edinboro	14	30	L
O 26	at Cheyney	10	0	W
N 2	Mansfield (HC)	63	20	W
N 9	at Millersville	13	32	L

1986 (1-9)

S 13	New Haven	26	47	L
S 20	at Montclair	10	17	L
S 27	Millersville	3	20	L
O 4	at Bloomsburg	3	20	L
O 11	Kutztown (PD)	0	28	L
O 18	at West Chester	0	20	L
O 25	Clarion (HC)	34	37	L
N 1	Cheyney	19	14	W
N 8	at Mansfield	12	28	L
N 15	at Southern Conn.	0	17	L

1987 (4-6)

S 12	at New Haven	16	13	W
S 19	Montclair	2	13	L
S 26	at Millersville	27	31	L
O 3	Bloomsburg	3	16	L
O 10	at Kutztown	7	14	L
O 17	West Chester (PD)	7	28	L
O 24	at Clarion	3	25	L
O 31	at Cheyney	12	6	W
N 7	Mansfield (HC)	31	21	W
N 14	Southern Conn.	31	13	W

1988 (4-6)

81

ALL-TIME SCHEDULE

1989 (6-4)					1996 (6-4)					2003 (8-3 • East Champs)				
S 9	at Southern Conn.	24	0	W	S 14	at New Haven	56	59	L	A 30	Lenoir-Rhyne	58	0	W
S 16	Montclair St.	19	20	L	S 21	Southern Conn.	54	28	W	S 6	at Clarion	31	21	W
S 23	Mansfield	50	7	W	S 28	at Slippery Rock	10	24	L	S 20	at Shepherd	35	7	W
S 30	at Millersville	19	7	W	O 5	Kutztown (FD)	27	20	W (OT)	S 27	at Edinboro	20	31	L
O 7	Bloomsburg (PD)	14	17	L	O 12	at West Chester	40	33	W	O 4	Bloomsburg (FD)	37	40	L
O 14	at Kutztown	34	14	W	O 19	Indiana (HC)	23	12	W	O 11	at Cheyney	69	20	W
O 21	West Chester (HC)	19	21	L	O 26	Cheyney	78	32	W	O 18	Mansfield (HC)	40	7	W
O 28	at Lock Haven	7	17	L	N 2	at Mansfield	51	12	W	O 25	West Chester	28	27	W
N 4	at Cheyney	17	0	W	N 9	Millersville	16	49	L	N 1	at Millersville	28	24	W
N 11	Central Conn.	22	19	W	N 16	at Bloomsburg	42	58	L	N 8	Shippensburg	14	40	L
1990 (6-4)					1997 (4-6)					2004 (10-2)				
S 8	Southern Conn.	38	10	W	S 13	New Haven	0	38	L	N 15	at Kutztown	34	33	W
S 15	at Montclair St.	6	23	L	S 20	at Elon	34	41	L	A 26	at Lenoir-Rhyne	26	21	W
S 22	Cheyney	46	14	W	S 27	Slippery Rock (FD)	25	40	L	S 4	at Edinboro	20	7	W
S 29	at Mansfield	27	56	L	O 4	at Kutztown	45	20	W	S 11	C.W. Post	28	13	W
O 5	Millersville (PD)	14	22	L	O 11	West Chester (HC)	31	32	L	S 25	Millersville	54	17	W
O 13	at Bloomsburg	23	21	W	O 18	at Indiana	33	31	W	O 2	at Bloomsburg	30	24	W
O 20	Kutztown (HC)	38	16	W	O 25	at Cheyney	39	16	W	O 9	Clarion (FD)	38	24	W
O 27	at West Chester	17	41	L	N 1	Mansfield	23	21	W	O 16	at Kutztown	44	25	W
N 3	Shippensburg	26	14	W	N 8	at Millersville	13	47	L	O 23	West Chester (HC)	37	38	L (OT)
N 10	at Buffalo	49	16	W	N 15	at Bloomsburg	17	42	L	O 30	Cheyney	55	0	W
1991 (8-3-1 • East Champs)					1998 (2-8)					NCAA Division II Playoffs				
S 7	at Lenoir-Rhyne	34	17	W	S 12	Shepherd	6	36	L	N 20	Edinboro	36	32	W
S 14	at Southern Conn.	43	41	W	S 19	at New Hampshire	10	70	L	N 27	West Chester	38	48	L
S 21	Indiana	0	34	L	S 26	Slippery Rock (FD)	9	44	L	2005 (11-3)				
S 28	at Cheyney	28	0	W	O 3	West Chester (HC)	35	57	L	A 26	at Bentley	72	17	W
O 5	Mansfield (PD)	26	10	W	O 10	at Shippensburg	13	35	L	S 3	Edinboro	23	21	W
O 12	at Millersville	17	17	T	O 17	at Cheyney	36	26	W	S 10	at C.W. Post	66	49	W
O 19	vs. Bloomsburg (Moosic)	20	10	W	O 24	Kutztown	6	31	L	S 24	at Millersville	17	13	W
O 26	at Kutztown	21	20	W	O 31	at Bloomsburg	39	50	L	O 1	Bloomsburg (FD)	24	31	L (OT)
N 2	West Chester (HC)	28	21	W	N 7	at Millersville	35	38	L	O 8	at Clarion	56	0	W
N 9	at Shippensburg	24	31	L	N 14	Mansfield	51	24	W	O 15	Kutztown (HC)	42	14	W
N 16	Buffalo	45	25	W	1999 (4-7)					O 22	at West Chester	17	18	L
NCAA Division II Playoffs					S 2	at Lock Haven	28	24	W	O 29	at Cheyney	40	3	W
N 23	Shippensburg	33	34	L (OT)	S 11	at Shepherd	27	33	L (20T)	N 5	Mansfield	57	20	W
1992 (8-2)					S 18	Glenville State	38	34	W	NCAA Division II Playoffs				
S 12	Southern Conn.	21	16	W	S 25	at Slippery Rock	10	47	L	N 12	Southern Conn.	55	33	W
S 19	at Indiana	12	31	L	O 2	at West Chester	3	49	L	N 19	at Bloomsburg	52	39	W
S 26	vs. Bloomsburg (Moosic)	42	17	W	O 9	Shippensburg (FD)	0	37	L	N 26	C.W. Post	55	28	W
O 3	California	40	13	W	O 16	Cheyney (HC)	55	22	W	D 3	at Grand Valley St.	20	55	L
O 10	Cheyney (FD)	48	6	W	O 23	at Kutztown	10	24	L	2006 (7-4)				
O 17	at Mansfield	20	6	W	O 30	Bloomsburg	21	27	L	S 2	Bentley	7	9	L
O 24	Millersville (HC)	20	13	W	N 6	Millersville	29	54	L	S 9	Lock Haven	45	14	W
O 31	at American Inter'l	28	27	W	N 13	at Mansfield	41	20	W	S 16	at IUP	20	35	L
N 7	Kutztown	27	21	W	2000 (6-5)					S 23	California (FD)	41	34	W
N 14	at West Chester	0	3	L	S 2	at Clarion	37	33	W	S 30	at Mansfield	61	7	W
1993 (7-2-1)					S 9	at West Chester	12	6	W	O 7	at Millersville	30	19	W
S 11	at Kutztown	45	14	W	S 16	at Glenville State	10	0	W	O 14	at Edinboro	12	0	W
S 18	Springfield	25	14	W	S 23	Shepherd	35	28	W (OT)	O 21	Cheyney (HC)	48	7	W
S 25	at Southern Conn.	14	14	T	S 30	Millersville	26	33	L (OT)	O 28	West Chester	28	49	L
O 2	at California	9	6	W	O 7	Kutztown (FD)	16	17	L	N 4	at Bloomsburg	37	45	L
O 9	at Cheyney	47	12	W	O 14	at Bloomsburg	0	28	L	N 11	Kutztown	56	16	W
O 16	Mansfield (FD)	45	21	W	O 21	Shippensburg (HC)	14	17	L (OT)	2007 (3-6)				
O 23	at Millersville	7	20	L	O 28	at Cheyney	35	14	W	A 27	at California	3	26	L
O 30	Bloomsburg (HC)	31	6	W	N 4	Mansfield	34	20	W	S 8	at Lock Haven	58	13	W
N 6	American Inter'l	42	3	W	N 11	at Edinboro	9	20	L	S 15	IUP (N)	23	38	L
N 13	West Chester	33	35	L	2011 (7-3)					S 29	Millersville (FD)	24	36	L
1994 (5-5)					A 30	Clarion (ESYA Classic)	33	27	W	O 6	Slippery Rock (HC)	24	31	L
S 10	at Lafayette	31	14	W	S 8	West Chester	28	9	W	O 13	at Cheyney	42	6	W
S 17	at Springfield	40	10	W	S 15	Glenville State	Cancelled		O 20	at West Chester	15	30	L	
S 24	Southern Conn.	44	17	W	S 22	at Shepherd	26	33	L	O 27	Bloomsburg	26	35	L
O 1	at West Chester	30	37	L	S 29	at Millersville	42	10	W	N 3	at Kutztown	24	23	W
O 8	Slippery Rock (FD)	23	32	L	O 6	at Kutztown	19	10	W	2008 (9-2)				
O 15	Cheyney (HC)	26	6	W	O 13	Bloomsburg (FD)	7	34	L	A 28	Virginia Union (N)	14	11	W
O 22	at Mansfield	28	6	W	O 20	at Shippensburg	14	19	L	S 6	Gannon (N)	23	10	W
O 29	Millersville	9	21	L	O 27	Cheyney (HC)	52	8	W	S 13	at Clarion	49	28	W
N 5	at Bloomsburg	24	35	L	N 3	at Mansfield	35	7	W	S 20	Shippensburg (FD)	44	41	W (OT)
N 12	Kutztown	7	24	L	N 10	Edinboro	31	30	W	S 27	Cheyney (N)	52	12	W
1995 (4-6)					2002 (8-2 • East Champs)					O 4	West Chester (HC)	24	34	L
S 9	American Inter'l	49	19	W	S 7	Mansfield	31	14	W	O 11	at Bloomsburg	23	42	L
S 16	at Eastern Kentucky	0	26	L	S 14	at Glenville State	28	31	L	O 18	Kutztown	27	3	W
S 23	at Southern Conn.	10	19	L	S 21	Shepherd	35	23	W	O 25	at C.W. Post	48	42	W
S 30	West Chester (FD)	34	26	W	S 28	Edinboro	30	24	W	N 1	at Millersville	45	18	W
O 7	at Slippery Rock	12	23	L	O 5	at Bloomsburg	16	13	W	N 8	at Slippery Rock	38	21	W
O 14	at Cheyney	40	13	W	O 12	Cheyney (FD)	48	7	W					
O 21	Mansfield (HC)	36	13	W	O 26	at West Chester	14	17	L					
O 28	at Millersville	14	19	L	N 2	Millersville (HC)	37	26	W					
N 4	Bloomsburg	27	34	L	N 9	at Shippensburg	23	21	W					
N 11	Kutztown	7	28	L	N 16	Kutztown	34	7	W					

ALL-TIME SCHEDULE

2009 (8-4)				
A 27	at Virginia Union	19	6	W
S 5	at Gannon	38	21	W
S 12	Clarion (N)	45	31	W
S 19	at Shippensburg	14	38	L
S 26	at Cheyney	37	0	W
O 3	at West Chester	21	20	W
O 10	Bloomsburg (HC)	13	27	L
O 17	at Kutztown	27	20	W (OT)
O 24	C.W. Post (FD)	24	42	L
O 31	Millersville	44	3	W
N 7	Slippery Rock	54	28	W

NCAA Division II Playoffs

N 14	Edinboro	16	31	L
------	----------	----	----	---

2010 (3-8)

S 4	at Pace	57	0	W
S 11	IUP (N)	17	23	L
S 18	at California	20	45	L
S 25	West Chester (FD)	31	35	L
O 2	at Bloomsburg	13	26	L
O 9	Kutztown (HC)	31	38	L
O 16	at C.W. Post	17	28	L
O 23	at Millersville	65	14	W
O 30	Cheyney	58	14	W
N 6	Shippensburg	17	20	L
N 13	at Edinboro	25	28	L

2011 (3-8)

S 1	Pace (N)	56	14	W
S 10	at IUP	13	28	L
S 17	California (N)	19	22	L
S 24	at West Chester	26	37	L
O 1	Bloomsburg (FD)	20	32	L
O 8	at Kutztown	32	49	L
O 15	C.W. Post	30	34	L
O 22	Millersville (HC)	27	31	L
O 29	at Cheyney	10	6	W
N 5	at Shippensburg	14	44	L
N 12	Edinboro	27	26	W

2012 (5-5)

S 8	Lock Haven (N)	31	0	W
S 15	Shippensburg (N)	21	63	L
S 22	Cheyney (FD)	59	27	W
S 29	at Clarion	27	31	L
O 6	West Chester (HC)	35	28	W
O 13	at Bloomsburg	27	48	L
O 20	Kutztown	33	59	L
O 27	at LIU Post	45	37	W
N 3	at Millersville	62	14	W
N 10	at Mercyhurst	45	52	L

2013 (7-4)

S 5	American Inter'l (N)	21	14	W
S 14	at Seton Hill	70	7	W
S 21	at Shippensburg	31	41	L
S 28	at Cheyney	40	6	W
O 5	Clarion (N)	48	28	W
O 12	at West Chester	20	34	L
O 19	Bloomsburg (FD)	38	52	L
O 26	at Kutztown	43	26	W
N 2	Lock Haven (HC)	52	28	W
N 9	Millersville	66	7	W
N 16	Mercyhurst	20	37	L

2014 (6-5)

S 6	at LIU Post	43	35	W
S 13	Slippery Rock (N)	24	56	L
S 20	at Edinboro	47	34	W
S 27	Lock Haven (FD)	48	21	W
O 4	at Shippensburg	37	33	W
O 11	Cheyney (N)	49	21	W
O 18	at Millersville	35	13	W
O 25	Kutztown (HC)	16	31	L
N 1	at Bloomsburg	13	34	L
N 8	West Chester	24	35	L
N 15	at Gannon	41	66	L

2015 (6-5)				
S 3	LIU Post (N)	40	41	L
S 12	at Slippery Rock	9	34	L
S 19	Edinboro (FD)	56	12	W
S 26	at Lock Haven	37	34	W
O 3	Shippensburg (N)	67	69	L (50T)
O 10	at Cheyney	69	7	W
O 17	Millersville (HC)	34	2	W
O 24	at Kutztown	17	63	L
O 31	Bloomsburg	35	34	W
N 7	at West Chester	27	41	L
N 14	Gannon	49	37	W

2016 (4-7)

S 1	at Brevard	49	14	W
S 10	IUP (N)	42	73	L
S 17	at Mercyhurst	34	31	W
S 24	at Shippensburg	14	31	L
O 1	Cheyney (FD) (N)	54	12	W
O 8	at Millersville	38	23	W
O 15	Kutztown (HC) (N)	30	49	L
O 22	at Bloomsburg	14	35	L
O 29	West Chester	14	41	L
N 5	Lock Haven	41	66	L
N 12	at Slippery Rock	15	57	L

2017 (3-8)

A 31	at Fairmont State	20	16	W
S 9	at IUP	14	38	L
S 16	Mercyhurst (N)	20	25	L
S 23	Shippensburg (FD)	0	40	L
S 30	at Cheyney	33	13	W
O 5	Millersville (N)	0	12	L
O 14	at Kutztown	9	41	L
O 21	Bloomsburg (HC)	28	38	L
O 28	at West Chester	26	31	L
N 4	at Lock Haven	37	27	W
N 11	California	14	31	L

Consecutive Games Scoring

30+ Points

9 -- 2004 ... 5 -- 1968, 2015

40+ Points

5 -- 2005 ... 3 -- 1960, 1968, 1992, 2008, 2012, 2013

50+ Points

4 -- 2005 ... 2 -- 1962, 1996 (twice), 2010, 2013, 2015

60+ Points

2 -- 2015

vs. All Opponents

Opponent	W	L	T	Series Started	Last Game
American Int'l	4	0	0	1992	2013
Arnold	1	0	0	1952	1952
Bentley	1	1	0	2005	2006
Bloomsburg	39	41	2	1927	2017
Brevard	1	0	0	2016	2016
Bridgeport	1	1	0	1950	1951
Buffalo	2	0	0	1990	1991
California, Pa.	3	4	1	1968	2012
Central Conn.	4	2	0	1980	1989
Cheyney	61	1	0	1954	2017
CCNY	2	0	0	1946	1947
Clarion	9	4	0	1978	2013
Cooper Union	2	0	0	1926	1927
Cortland State	21	14	6	1926	1979
Delaware State	2	0	0	1968	1969
Eastern Kentucky	0	1	0	1995	1995
Edinboro	13	6	0	1967	2015
Elon	0	1	0	1997	1997
Fairmont State	1	0	0	2017	2017
Gannon	3	1	0	2008	2015
Glenville State	2	1	0	1999	2002
Grand Valley State	0	1	0	2005	2005
Indiana, Pa.	6	12	0	1960	2017
Ithaca	11	3	0	1933	1959
King's	1	1	0	1952	1953
Kutztown	44	21	1	1941	2017
Lafayette	1	3	0	1970	1994
Lafayette Frosh	1	0	0	1926	1926
Lehigh	0	2	0	1982	1983
Lenoir-Rhyne	3	0	0	1991	2004
LIU Post	9	6	0	1978	2015
Lock Haven	12	7	0	1926	2017
Mansfield	61	8	0	1930	2006
Mercyhurst	1	3	0	2012	2017
Millersville	42	26	1	1948	2017
Montclair State	20	17	0	1936	1990
Morgan State	1	0	0	1976	1976
New Hampshire	0	1	0	1998	1998
New Haven	1	3	0	1986	1997
N.Y. Military	1	0	0	1945	1945
North Dakota	0	1	0	1985	1985
Pace	2	0	0	2010	2011
Panzer	9	3	0	1935	1949
Rider	0	4	0	1948	1951
St. Thomas	0	2	1	1927	1933
Scranton	1	0	0	1972	1972
Seton Hall	0	2	0	1931	1932
Seton Hill	1	0	0	2013	2013
Shippensburg	18	33	2	1926	2017
Shepherd	3	3	0	1998	2003
Slippery Rock	3	14	0	1928	2016
Southern Conn.	12	3	1	1964	2005
Springfield	2	7	1	1928	1994
Trenton	13	0	1	1926	1972
U.S. Coast Guard	0	2	0	1930	1931
Upsala	1	0	0	1926	1926
Virginia Union	2	0	0	2008	2009
Waynesburg	0	0	2	1958	1959
West Chester	22	60	0	1926	2017
Wilkes	1	2	0	1966	1971
Wyoming Seminary	1	4	0	1927	1945
Total	479	332	19		

ESU Football Series Facts

Most Games: 82 vs. Bloomsburg and West Chester

Oldest Current Series: 90 years vs. Lock Haven, Shippensburg, West Chester (1926)

Longest Continuous Series: 72 years vs. West Chester (1946)

Most ESU Victories: 61 vs. Cheyney, Mansfield

Best Winning Percentage: 98% vs.

Cheyney (61-1, 1954-2017)

Number of Opponents Met: 61 (including NCAA Division I FBS Buffalo and NCAA Division I FCS schools Delaware State, Eastern Kentucky, Elon, Lafayette, Lehigh, Morgan State and New Hampshire)

(FD) - Family Day
(HC) - Homecoming
(N) - Night Game (home only - since 2007)
ESU in home night games - 10-11

DIVISION II COACHES POLL HISTORY

ESU Records with National Ranking

(Note: AFCA Division II Coaches Poll began in 2000.)

ESU Record when Ranked - 21-11

ESU Record when Opponent Ranked - 10-24

ESU Record when Both Teams Ranked - 4-4

Home - 2-3

Away - 2-1

	ESU Rank	Opp. Rank			
2000 9-30	22	19	MILLERSVILLE	26-33 (OT)	L
2004 11-20	11	21	EDINBORO	36-32	W
2004 11-27	11	23	WEST CHESTER	38-48	L
2005 9-3	8	12	EDINBORO	23-21	W
2005 9-10	7	22	at C.W. Post	66-49	W
2005 10-1	3	20	BLOOMSBURG (FD)	24-31 (OT)	L
2005 11-19	17	2	at Bloomsburg	52-39	W
2005 12-3	17	1	at Grand Valley St.	20-55	L

ESU Record when Ranked - 21-11

Home - 10-7

Away - 11-4

	ESU Rank	Opp. Rank			
2000 9-30	22	19	MILLERSVILLE	26-33 (OT)	L
2001 10-6	t-25		at Kutztown	19-10	W
2002 10-12	24		CHEYNEY (FD)	48-7	W
2002 10-26	19		at West Chester	14-17	L
2003 9-20	t-24		at Shepherd	35-7	W
2003 9-27	16		at Edinboro	20-31	L
2003 10-4	25		BLOOMSBURG (FD)	37-40	L
2004 9-25	23		MILLERSVILLE	54-17	W
2004 10-2	18		at Bloomsburg	30-24	W
2004 10-9	14		CLARION (FD)	38-24	W
2004 10-16	10		at Kutztown	44-25	W
2004 10-23	7		WEST CHESTER (HC)	37-38 (OT)	L
2004 10-30	15		CHEYNEY	55-0	W
2004 11-6	13		at Mansfield	41-7	W
2004 11-20	11	21	EDINBORO	36-32	W
2004 11-27	11	23	WEST CHESTER	38-48	L
2005 8-26	9		at Bentley	72-17	W
2005 9-3	8	12	EDINBORO	23-21	W
2005 9-10	7	22	at C.W. Post	66-49	W
2005 9-24	6		at Millersville	17-13	W
2005 10-1	3	20	BLOOMSBURG (FD)	24-31 (OT)	L
2005 10-8	14		at Clarion	56-0	W
2005 10-15	9		KUTZTOWN (HC)	42-14	W
2005 10-22	6		at West Chester	17-18	L
2005 10-29	20		at Cheyney	40-3	W
2005 11-5	18		MANSFIELD	57-20	W
2005 11-12	17		SOUTHERN CONN.	55-33	W
2005 11-19	17	2	at Bloomsburg	52-39	W
2005 11-26	17		C.W. POST	55-28	W
2005 12-3	17	1	at Grand Valley St.	20-55	L
2006 9-2	18		BENTLEY	7-9	L
2010 9-11	25		IUP	17-23	L

ESU Record when Opponent Ranked - 10-24

Home - 6-10

Away - 4-14

	ESU Rank	Opp. Rank			
2000 9-23		15	SHEPHERD	35-28 (OT)	W
2000 9-30	22	19	MILLERSVILLE	26-33 (OT)	L
2000 10-14		24	at Bloomsburg	0-28	L
2001 9-22		25	at Shepherd	26-33	L
2001 10-13		14	BLOOMSBURG (FD)	7-34	L
2002 9-21		21	SHEPHERD	35-23	W
2002 10-5		20	at Bloomsburg	16-13	W
2004 9-4		21	at Edinboro	20-7	W
2004 11-20	11	21	EDINBORO	36-32	W
2004 11-27	11	23	WEST CHESTER	38-48	L
2005 9-3	8	12	EDINBORO	23-21	W
2005 9-10	7	22	at C.W. Post	66-49	W
2005 10-1	3	20	BLOOMSBURG (FD)	24-31 (OT)	L
2005 11-19	17	2	at Bloomsburg	52-39	W
2005 12-3	17	1	at Grand Valley St.	20-55	L
2006 9-23		25	CALIFORNIA (FD)	41-34	W
2006 11-4		6	at Bloomsburg	37-45	L
2007 8-27		t-21	at California	3-26	L
2007 10-20		14	at West Chester	15-30	L
2008 8-28		t-25	VIRGINIA UNION	14-11	W
2008 10-11		6	at Bloomsburg	23-42	L
2009 10-10		5	BLOOMSBURG	13-27	L
2010 9-18		4	at California	20-45	L
2011 9-17		21	CALIFORNIA	19-22	L
2011 10-1		5	BLOOMSBURG	20-32	L
2011 10-8		23	at Kutztown	32-49	L
2012 10-13		6	at Bloomsburg	27-48	L
2013 10-12		17	at West Chester	20-34	L
2013 10-19		6	BLOOMSBURG	38-52	L
2014 11-1		6	at Bloomsburg	13-34	L
2014 11-8		18	WEST CHESTER	24-35	L
2015 9-12		21	at Slippery Rock	9-24	L
2016 9-10		10	IUP	42-73	L
2017 9-9		6	at IUP	14-38	L

ALL-TIME SERIES VS. PSAC

BLOOMSBURG (82 – 39-41-2)

Home 18-19-1
Away 19-22-1
Neutral 2-0

Most Points Scored (ESU)
70 (1968, 1980)
Largest Margin of Victory (ESU)
69 (1964, 69-0)

Most Points Scored (BU)
58 (1996)
Largest Margin of Victory (BU)
28 (2000, 28-0)

1927	A	6	0	W
1928	H	12	0	W
1929	A	0	13	L
1930	H	6	13	L
1931	A	7	7	T
1932	H	45	0	W
1933	A	7	9	L
1934	H	14	10	W
1935	A	0	12	L
1936	H	0	7	L
1937	A	0	12	L
1938	H	20	12	W
1939	A	25	7	W
1940	H	12	0	W
1941	A	13	0	W
1945	H	0	13	L
1945	A	7	19	L
1946	H	6	7	L
1947	A	12	13	L
1948	H	0	14	L
1949	A	22	28	L
1958	H	12	12	T
1959	A	7	0	W
1960	H	21	20	W
1961	A	36	0	W
1962	H	19	12	W
1963	A	7	14	L
1964	H	69	0	W
1965	A	34	0	W
1966	H	18	6	W
1967	A	58	6	W
1968	H	70	14	W
1969	A	38	23	W
1970	H	47	22	W
1971	A	26	6	W
1972	H	6	20	L
1973	A	21	3	W
1974	H	30	9	W
1975	A	28	0	W
1976	H	21	6	W
1977	A	24	20	W
1978	H	23	3	W
1979	A	31	3	W
1980	H	70	15	W
1981	A	49	0	W
1982	H	34	7	W
1983	A	13	7	W
1984	A	13	23	L
1985	H	16	21	L
1986	A	3	20	L
1987	H	3	16	L
1988	A	7	18	L
1989	H	14	17	L
1990	A	23	21	W
1991	N	20	10	W
	(Moosic)			
1992	N	42	17	W
	(Moosic)			
1993	H	31	6	W
1994	A	24	35	L
1995	H	27	34	L
1996	A	42	58	L

1997	A	17	42	L
1998	A	39	50	L
1999	H	21	27	L
2000	A	0	28	L
2001	H	7	34	L
2002	A	16	13	W
2003	H	37	40	L
2004	A	30	24	W
2005	H	24	31	L (OT)
2005	A	52	39	W
	(NCAA 2nd round)			
2006	A	37	45	L
2007	H	26	35	L
2008	A	23	42	L
2009	H	13	27	L
2010	A	13	26	L
2011	H	20	32	L
2012	A	27	48	L
2013	H	38	52	L
2014	A	13	34	L
2015	H	35	34	W
2016	A	14	35	L
2017	H	28	38	L

CALIFORNIA (7 – 3-4-1)

Home 2-2
Away 1-2-1

Most Points Scored (ESU)
41 (2006)
Largest Margin of Victory (ESU)
27 (1992, 40-13)

Most Points Scored (Cal)
45 (2010)
Largest Margin of Victory (Cal)
25 (2010, 45-20)

1968	A	28	28	T
	(PSAC Championship)			
1992	H	40	13	W
1993	A	9	6	W
2006	H	41	34	W
2007	A	3	26	L
2010	A	20	45	L
2011	H	19	22	L
2017	H	14	31	L

CHEYNEY (62 – 61-1)

Home 32-0
Away 28-1
Neutral 1-0

Note: Cheyney discontinued its football program following the 2017 season

Most Points Scored (ESU)
78 (1996)
Largest Margin of Victory (ESU)
63 (1968, 1969 – both 63-0)

Most Points Scored (CU)
32 (1996)
Largest Margin of Victory (CU)
4 (1979, 7-3)

1954	H	43	0	W
1955	A	25	6	W
1956	H	46	0	W
1957	A	39	0	W

1960	H	58	0	W
1961	A	54	0	W
1962	H	68	6	W
1963	A	55	0	W
1964	H	60	0	W
1965	A	40	0	W
1966	H	41	7	W
1967	A	33	14	W
1968	H	63	0	W
1969	H	63	0	W
1970	H	47	2	W
1971	A	26	0	W
1972	H	34	8	W
1973	A	13	7	W
1974	H	21	7	W
1975	N	17	7	W
	(Coatesville)			
1976	H	41	6	W
1977	A	24	0	W
1978	H	16	8	W
1979	A	3	7	L
1980	H	25	14	W
1981	A	41	21	W
1982	H	28	15	W
1983	A	27	19	W
1984	H	16	7	W
1985	A	10	0	W
1986	H	19	14	W
1987	A	12	6	W
1988	H	3	0	W
1989	A	17	0	W
1990	H	46	14	W
1991	A	28	0	W
1992	H	48	6	W
1993	A	47	12	W
1994	H	26	6	W
1995	A	40	13	W
1996	H	78	32	W
1997	A	39	16	W
1998	A	36	26	W
1999	H	55	22	W
2000	A	35	14	W
2001	H	52	8	W
2002	H	48	7	W
2003	A	69	20	W
2004	H	55	0	W
2005	A	40	3	W
2006	H	48	7	W
2007	A	42	6	W
2008	H	52	12	W
2009	A	37	0	W
2010	H	58	14	W
2011	A	10	6	W
2012	H	59	27	W
2013	A	40	6	W
2014	H	49	21	W
2015	A	69	7	W
2016	H	54	12	W
2017	A	33	13	W

CLARION (13 – 9-4)

Home 4-1
Away 5-2
Neutral 0-1

Most Points Scored (ESU)
56 (2005)
Largest Margin of Victory (ESU)
56 (2005, 56-0)

Most Points Scored (CU)
37 (1986)
Largest Margin of Victory (CU)
22 (1987, 25-3)

1978	A	49	4	W
	(PSAC Championship)			
1983	N	14	27	L
	(PSAC Championship)			
	(Hershey)			
1986	H	34	37	L
1987	A	3	25	L
2000	A	37	33	W
2001	H	33	27	W
2003	A	31	21	W
2004	H	38	24	W
2005	A	56	0	W
2008	A	49	28	W
2009	H	45	31	W
2012	A	27	31	L
2013	H	48	28	W

EDINBORO (19 – 13-6)

Home 8-2
Away 5-4

Most Points Scored (ESU)
56 (2015)
Largest Margin of Victory (ESU)
44 (2015, 56-12)

Most Points Scored (EU)
40 (1984)
Largest Margin of Victory (EU)
20 (1984, 40-20)

1967	A	33	6	W
1968	H	49	14	W
1975	H	24	20	W
1982	A	24	22	W (PSAC)
1984	H	20	40	L
1985	A	14	30	L
2000	A	9	20	L
2001	H	31	30	W
2002	H	30	24	W
2003	A	20	31	L
2004	A	20	7	W
2004	H	36	32	W
	(NCAA 1st round)			
2005	H	23	21	W
2006	A	12	0	W
2009	H	16	31	L
	(NCAA 1st round)			
2010	A	25	28	L
2011	H	27	26	W
2014	A	47	34	W
2015	H	56	12	W

ALL-TIME SERIES VS. PSAC

GANNON

(4 – 3-1)

Home 2-0
Away 1-1

Most Points Scored (ESU)

49 (2015)

Largest Margin of Victory (ESU)

17 (2009, 38-21)

Most Points Scored (GU)

66 (2014)

Largest Margin of Victory (GU)

25 (2014)

2008	H	23	10	W
2009	A	38	21	W
2014	A	41	66	L
2015	H	49	37	W

IUP

(18 – 6-12)

Home 3-5
Away 3-7

Most Points Scored (ESU)

42 (2016)

Largest Margin of Victory (ESU)

16 (1965, 26-10)

Most Points Scored (IUP)

73 (2016)

Largest Margin of Victory (IUP)

34 (1991, 34-0)

1960	A	7	20	L
1964	A	27	14	W
		(PSAC Championship)		
1965	H	26	10	W
		(PSAC Championship)		
1974	A	7	28	L
1978	H	17	3	W
1979	A	14	34	L
1980	H	22	24	L
1981	A	7	3	W
1991	H	0	34	L
1992	A	12	31	L
1996	H	23	12	W
1997	A	33	31	W
2006	A	20	35	L
2007	H	23	38	L
2010	H	17	23	L
2011	A	13	28	L
2016	H	42	73	L
2017	A	14	38	L

KUTZTOWN

(66 – 44-21-1)

Home 23-11
Away 21-10-1

Most Points Scored (ESU)

61 (1960)

Largest Margin of Victory (ESU)

61 (1960, 61-0)

Most Points Scored (KU)

63 (2015)

Largest Margin of Victory (KU)

46 (2015, 63-17)

1941	A	26	0	W
1942	H	14	0	W
1954	A	32	6	W
1955	H	40	14	W
1956	H	21	0	W
1957	A	14	14	T
1958	H	19	0	W
1959	A	22	0	W
1960	H	61	0	W
1961	A	45	0	W
1962	H	52	7	W
1963	A	27	7	W
1964	H	23	6	W
1965	A	26	13	W
1966	H	33	0	W
1967	A	26	6	W
1968	H	23	7	W
1969	A	23	17	W
1970	H	43	49	L
1971	A	13	20	L
1972	H	0	7	L
1973	A	13	3	W
1974	H	6	0	W
1975	A	35	6	W
1976	H	27	13	W
1977	A	6	14	L
1978	H	20	7	W
1979	A	10	20	L
1980	H	16	7	W
1981	A	0	12	L
1982	H	24	0	W
1983	A	31	7	W
1984	H	31	16	W
1985	A	3	18	L
1986	H	0	28	L
1987	A	7	14	L
1988	H	27	10	W
1989	A	34	14	W
1990	H	38	16	W
1991	A	21	20	W
1992	H	27	21	W
1993	A	45	14	W
1994	H	7	24	L
1995	H	7	28	L
1996	H	27	20	W (OT)
1997	A	45	20	W
1998	H	6	31	L
1999	A	10	24	L
2000	H	16	17	L
2001	A	19	10	W
2002	H	34	7	W
2003	A	34	33	W
2004	A	44	25	W
2005	H	42	14	W
2006	H	56	16	W
2007	A	24	23	W
2008	H	27	3	W
2009	A	27	20	W (OT)
2010	H	31	38	L
2011	A	32	49	L
2012	H	33	59	L
2013	A	43	26	W
2014	H	16	31	L
2015	A	17	63	L
2016	H	30	49	L
2017	A	9	41	L

LOCK HAVEN

(19 – 12-7)

Home 4-5
Away 8-2

Most Points Scored (ESU)

99 (1926)

Largest Margin of Victory (ESU)

99 (1926, 99-0)

Most Points Scored (LHU)

66 (2016)

Largest Margin of Victory (LHU)

25 (1945, 25-0; 2016, 66-41)

1926	A	99	0	W
1928	A	38	0	W
1939	H	12	21	L
1940	A	13	7	W
1945	H	6	18	L
1945	A	0	25	L
1956	A	28	12	W
1957	H	6	16	L
1988	H	6	7	L
1989	A	7	17	L
1999	A	28	24	W
2006	H	45	14	W
2007	A	58	13	W
2012	H	31	0	W
2013	H	52	28	W
2014	H	48	21	W
2015	A	37	34	W
2016	H	41	66	L
2017	A	37	27	W

MANSFIELD

(69 – 61-8)

Home 34-2
Away 27-6

Note: Mansfield discontinued its football program following the 2006 season

Most Points Scored (ESU)

63 (1985)

Largest Margin of Victory (ESU)

54 (2006, 61-7)

Most Points Scored (MU)

56 (1990)

Largest Margin of Victory (MU)

31 (1938, 31-0)

1930	A	19	0	W
1931	H	19	0	W
1932	A	0	6	L
1933	H	12	0	W
1934	H	14	0	W
1935	H	7	0	W
1936	A	0	28	L
1937	H	0	12	L
1938	A	0	31	L
1939	H	13	8	W
1940	A	19	0	W
1941	H	6	0	W
1942	A	12	6	W
1948	A	13	7	W
1949	H	28	6	W
1950	A	14	0	W
1951	H	21	13	W
1952	H	14	12	W
1953	A	9	0	W
1954	H	28	0	W

1955	A	20	13	W
1956	H	42	13	W
1957	cancelled			
1960	A	42	7	W
1961	H	38	3	W
1962	A	12	6	W
1963	H	34	7	W
1964	A	21	0	W
1965	H	26	6	W
1966	A	33	14	W
1967	H	20	14	W
1968	A	37	0	W
1969	H	9	36	L
1970	A	39	19	W
1971	H	48	13	W
1972	A	21	22	L
1973	H	25	0	W
1974	A	10	0	W
1975	H	39	8	W
1976	A	54	8	W
1977	H	51	6	W
1978	A	27	0	W
1979	H	17	7	W
1980	A	28	17	W
1981	H	17	6	W
1982	A	32	13	W
1983	H	50	8	W
1984	A	41	17	W
1985	H	63	20	W
1986	A	12	28	L
1987	H	31	21	W
1988	A	14	0	W
1989	H	50	7	W
1990	A	27	56	L
1991	H	26	10	W
1992	A	20	6	W
1993	H	45	21	W
1994	A	28	6	W
1995	H	36	13	W
1996	A	51	12	W
1997	H	23	21	W
1998	H	51	24	W
1999	A	41	20	W
2000	H	34	20	W
2001	A	35	7	W
2002	H	31	14	W
2003	H	40	7	W
2004	A	41	7	W
2005	H	57	20	W
2006	A	61	7	W

MERCYHURST

(4 – 1-3)

Home 0-2
Away 1-1

Most Points Scored (ESU)

45 (2012)

Largest Margin of Victory (ESU)

3 (2016, 34-31)

Most Points Scored (MU)

52 (2012)

Largest Margin of Victory (MU)

17 (37-20, 2013)

2012	A	45	52	L
2013	H	20	37	L
2016	A	34	31	W
2017	H	20	25	L

ALL-TIME SERIES VS. PSAC

MILLERSVILLE

(69 – 42-26-1)

Home 21-13
Away 21-13-1

Most Points Scored (ESU)

66 (2013)

Largest Margin of Victory (ESU)

59 (2013, 66-7)

Most Points Scored (MU)

54 (1999)

Largest Margin of Victory (MU)

33 (1996, 49-16)

1948	A	13	7	W
1949	H	13	0	W
1950	A	31	20	W
1951	H	20	19	W
1952	A	0	7	L
1953	H	31	0	W
1954	A	19	0	W
1955	cancelled			
1956	A	33	6	W
1957	H	26	0	W
1958	A	14	20	L
1959	H	6	0	W
1960	A	0	6	L
1961	H	37	7	W
1962	A	19	6	W
1963	H	21	13	W
1964	A	24	12	W
1965	H	33	6	W
1966	A	13	21	L
1967	H	40	8	W
1968	A	41	21	W
1969	H	42	14	W
1970	A	14	3	W
1971	H	39	12	W
1972	A	0	21	L
1973	H	18	13	W
1974	A	0	23	L
1975	H	28	24	W
1976	A	20	13	W
1977	H	8	34	L
1978	A	24	0	W
1979	H	12	7	W
1980	A	3	14	L
1981	H	9	31	L
1982	A	41	9	W
1983	H	34	12	W
1984	H	22	28	L
1985	A	13	32	L
1986	H	3	20	L
1987	A	27	31	L
1988	H	13	24	L
1989	A	19	7	W
1990	H	14	22	L
1991	A	17	17	T
1992	H	20	13	W
1993	A	7	20	L
1994	H	9	21	L
1995	A	14	19	L
1996	H	16	49	L
1997	A	13	47	L
1998	A	35	38	L
1999	H	29	54	L
2000	H	26	33	L (OT)
2001	A	42	10	W
2002	H	37	26	W
2003	A	28	24	W
2004	H	54	17	W
2005	A	17	13	W
2006	A	30	19	W
2007	H	24	36	L
2008	A	45	18	W
2009	H	44	3	W
2010	A	65	14	W

2011	H	27	31	L
2012	A	62	14	W
2013	H	66	7	W
2014	A	35	13	W
2015	H	34	2	W
2016	A	38	23	W
2017	H	0	12	L

SETON HILL

(1 – 1-0)

Home 0-0
Away 1-0

Most Points Scored (ESU)

70 (2013)

Largest Margin of Victory (ESU)

63 (2013, 70-7)

2013	A	70	7	W
------	---	----	---	---

SHIPPENSBURG

(53 – 18-33-2)

Home 11-14-1
Away 7-19-1

Most Points Scored (ESU)

67 (2015)

Largest Margin of Victory (ESU)

41 (1960, 48-7)

Most Points Scored (Ship)

69 (2015)

Largest Margin of Victory (Ship)

58 (1936, 58-0)

1926	A	0	7	L
1927	H	31	0	W
1928	A	0	6	L
1929	H	7	0	W
1930	A	13	7	W
1931	H	13	0	W
1932	A	0	9	L
1933	H	7	0	W
1934	A	6	7	L
1935	H	6	20	L
1936	A	0	58	L
1937	H	0	21	L
1938	A	14	19	L
1939	H	26	7	W
1940	A	13	7	W
1941	H	0	6	L
1942	A	12	0	W
1946	H	32	7	W
1947	A	7	13	L
1948	H	14	7	W
1949	A	7	0	W
1950	H	13	13	T
1951	A	7	33	L
1952	H	7	14	L
1953	A	0	30	L
1954	H	13	17	L
1955	A	7	26	L
1956	H	13	0	W
1957	A	19	28	L
1958	H	0	14	L
1959	A	2	20	L
1960	H	48	7	W
1961	A	47	7	W
1976	A	14	14	T
(PSAC Championship)				
1990	H	26	14	W
1991	A	24	31	L

1991	H	33	34 (OT)	L
(NCAA 1st round)				
1998	A	13	35	L
1999	H	0	37	L
2000	H	14	17	L (OT)
2001	A	14	19	L
2002	A	23	21	W
2003	H	14	40	L
2008	H	44	41	W (OT)
2009	A	14	38	L
2010	H	17	20	L
2011	A	14	44	L
2012	H	21	63	L
2013	A	31	41	L
2014	A	37	33	W
2015	H	67	69	L (50T)
2016	A	14	31	L
2017	H	0	40	L

SLIPPERY ROCK

(17 – 3-14)

Home 1-7
Away 2-7

Most Points Scored (ESU)

54 (2009)

Largest Margin of Victory (ESU)

26 (2009, 54-28)

Most Points Scored (SRU)

57 (2016)

Largest Margin of Victory (SRU)

42 (2016, 57-15)

1928	A	0	13	L
1929	H	6	13	L
1962	A	6	13	L
(PSAC Championship)				
1974	H	20	47	L
1975	A	7	0	W
1994	H	23	32	L
1995	A	12	23	L
1996	A	10	24	L
1997	H	25	40	L
1998	H	9	44	L
1999	A	10	47	L
2007	H	24	31	L
2008	A	38	21	W
2009	H	54	28	W
2014	H	24	56	L
2015	A	9	34	L
2016	A	15	57	L

WEST CHESTER

(82 – 22-60)

Home 11-31
Away 11-29

Most Points Scored (ESU)

40 (1996)

Largest Margin of Victory (ESU)

24 (1977, 24-0)

Most Points Scored (WCU)

57 (1998)

Largest Margin of Victory (WCU)

49 (1958, 49-0)

1926	A	6	0	W
1927	H	13	6	W
1928	A	0	13	L
1929	H	7	14	L
1938	H	6	13	L
1939	A	0	24	L

1940	H	0	18	L
1941	A	6	28	L
1942	H	26	0	W
1946	A	7	13	L
1947	H	0	6	L
1948	A	7	14	L
1949	H	0	7	L
1950	A	0	27	L
1951	H	13	27	L
1952	A	0	41	L
1953	H	6	16	L
1954	A	14	13	W
1955	H	20	23	L
1956	A	7	15	L
1957	H	0	34	L
1958	A	0	49	L
1959	H	0	25	L
1960	A	0	21	L
1961	H	7	28	L
1962	A	7	6	W
1963	H	0	20	L
1964	A	13	0	W
1965	H	13	6	W
1966	A	6	39	L
1967	H	7	33	L
1968	A	21	14	W
1969	H	21	36	L
1970	A	0	42	L
1971	H	7	9	L
1972	A	6	24	L
1973	H	7	14	L
1974	A	6	20	L
1975	H	24	20	W
1976	A	27	13	W
1977	H	24	0	W
1978	A	19	10	W
1979	H	14	0	W
1980	A	13	26	L
1981	H	3	20	L
1982	A	17	9	W
1983	H	14	17	L
1984	A	27	44	L
1985	H	16	18	L
1986	A	0	20	L
1987	H	7	28	L
1988	A	3	20	L
1989	H	19	21	L
1990	A	17	41	L
1991	H	28	21	W
1992	A	0	3	L
1993	H	33	35	L
1994	A	30	37	L
1995	H	34	26	W
1996	A	40	33	W
1997	H	31	32	L
1998	H	35	57	L
1999	A	3	49	L
2000	A	12	6	W
2001	H	28	9	W
2002	A	14	17	L
2003	H	28	27	W
2004	H	37	38	L (OT)
2004	H	38	48	L
(NCAA 2nd round)				
2005	A	17	18	L
2006	H	28	49	L
2007	A	15	30	L
2008	H	24	34	L
2009	A	21	20	W
2010	H	31	35	L
2011	A	26	37	L
2012	H	35	28	W
2013	A	20	34	L
2014	H	24	35	L
2015	A	27	41	L
2016	H	14	41	L
2017	A	26	31	L

Warriors All-Time Lettermen (1926-2017)

Bold indicates 4-year letterwinner

A-A-A

Brian Abel	2014
Devon Ackerman	2014-17
Edward Adams	1956, 58
Keith Adams	1997
Steven Adams	2012
Joseph Ahouse	1969
Paul Albert	1948
Roland Alger	1956
Shepard Alston	1999-00
Hugh Altemose	1934-35
Greg Altmajer	1995, 97
Ralph Amiano	1977
Jamyl Aminu	2013-14
Jaymar Anderson	2017
John Andrews	1953-56
Anthony Angeli	1981-82
Anthony Angelichio	2017
Fred Apicelli	1986
John Apicella	1989-90
John Appice	2014-15
Brian Applegate	1979
David Appler	1963
Henry Arneberg	1933-34
Nicholas Artinger	2006-09
David Asman	1981
Michael Augustin	1982, 85-86
Roger Austin	1982-83
Tim Avery	1992

B-B-B

Pete Baddick	1984
Joe Bahling	1996-99
Joseph Bahnatka	1961-63
David Bahr	1972
Keanan Baines	2017
Jordan Bair	2011-14
Kenneth Baker	1968
Tom Baldo	1985-86
Fred Balina	1975-78
Zac Baltz	2003-04
Jack Bambarly	1988
Paul Bandholz	1989-92
Bryan Bankus	1973-75
John Banschoof	1928
Andy Baranek	1982-84
Tim Baranek	2014
Justin Barat	2016-17
Maurice Barber	1959-61
Richard Barbolish	1973
David 'Toby' Barkman	1960-63
Doug Barndt	2014
Paul Barndt	1949
Robert Barndt	1973
Dustin Barno	1999-02
Robert Barr	1964
Joseph Barrett	1941
William Barrett	1957
Robert Barron	1969-71
Chris Bath	2000-01
Scott Baublitz	1980-83
Drew Baumgardner	2002
Dave Bechtel	1992
Edward Becker	1960-61
Meade Beebe	2001-02
Frederick Begendorf	1974-75
Nick Beisker	2000-02
William Belfanti	1970
Jan Beliveau	1961-63
Anthony Bell	1942
Frank Bell	1977-79
James Bell	2015-17
Willie Bell	2007-09
Steve Bellosi	1999
Mike Bemis	1999-00

Louis Beneck	1935
George Benedick	1964
Andrew Bennett	2017
Scott Benoit	1980-83
Sam Benson	2012-15
Mike Benzak	1995-98
Bill Bergen	1975-78
Mike Bergey	2008-11
Bruce Berke	1993-96
Cody Berry	2008-11
Edward Berry	1962
Mike Berry	1999-01
Justin Best	2015
Rich Best	1979
Darren Bethke	1988
Richard Bevilacqua	1937, 39
Charles Bierlien	1966, 68-69
Bern Bieski	1985
David Bieber	2005-06, 08
Bryan Bilger	2008-11
David Bingham	1976-78
Irving Birnbaum	1933-34
William Birocik III	2013-15
Edward Bishop	1951
Tim Bishop	1982-85
Christopher Bisig	1970-71
Walter Bjorn	1955-56
Richard Blaine	1936
Richard Bleam	1955-58
Mark Blecher	2007
Robert Bleiler	2010-13
Richard Blose	1954-55
Greg Blue	2010-13
Robert Boden	1992-94
Todd Boggess	1991-93
Linus Bolden	1987-90
Matt Bolli	1996
Donald Boltz	1948-50
Vinnie Bonavita	2010
Michael Bond	1983
Eugene Bonelli	1950
Joseph Bongiovanni	1970-72
Sam Bonner	1990-92
Art Booruij	1976-78
Ed Borneman	1995
Tony Borriello	1979, 82
Michael Boushell	1964-66
Randy Bove	1988-91
Greg Bowman	1996-99
Shaun Bowman	2000-01
Terry Bowman	1973-75
Robert Boyd	1974-75
Toby Boyd	1982
John Bozena	1989-92
Kenneth Bozzelli	1957-58
Guy Braccia	1980
Gerald Brace	1965-66
Jim Brady	1996-97
Pat Brady	85, 87-89
Robert Brady	1969
Shane Brady	2014
Chadd Braine	1994-97
Kevin Brass	1985-87
Ken Bratchie	1977-79
Dan Bratton	1998-01
Phillip Braun	1948-50
George Brave	1948-49
Samuel Bray	1972
Charles Brayford	1956-57
Russell Brebec	1932
Henry Breckenridge	2001-04
Peter Brescia	1955
Scott Brimmer	2011
George Brittain	1967-69
Geoff Brobst	1997-98, 00
Robert Brode	1951
Jameer Brooks	2017

Jeff Brosky	1980-83
Alex Brown	2012
Andrew Brown	2017
Arthur Brown	1928
Bill Brown	1978-81
Derek Brown	2010-11
Eric Brown	1997-98
Jeremy Brown	1999-01
Kevon Brown	2009
Lance Brown	1987
Matt Brown	06-07, 09-10
Robert Brown	1951-53
Sterling Brown	1958-60
Thomas Brown	1981
Warren Brown	1978-79
Marquis Brownlee	2016
Lester Brubaker	51-52, 55-56
Mark Brubaker	2002-05
Richard Brubaker	1949-50
Matt Brunetti	2006
Jack Brunner	1980-81
John Brunner	1957-59
Joel Buch	1991-93
Mike Buck	1977
Chris Buckley	1985
Wilford Buddell	1949
Javier Buffalo	2016-17
Bill Buis	2008
Curtis Bunch	87, 89-91
Will Burch	1998
Leonard Burkhart	1973
Darian Burkholder	1997
Eric Burleson	2012-15
Bob Burns	1974-77
Neil Burti	1994
Joe Burton	1999-02
Shawn Bussey	2016
Rich Butcofski	1999-00
Steven Butler	1973
Terry Butler	1967
George Butz	1931
Lawrence Buzzard	1959
Bob Bydion	1975-78
Russ Bykovets	1975-76
William Byrne	1959-60

C-C-C

Fiore Caesar	1926
Dan Caffrey	2008-11
Philip Calamia	1981-84
David Caldwell, Jr.	2015
Tyson Calhoun	2017
Horace Call	1930
Jay Callaghan	1990-92
Tom Callagy	1984
Carl Callahan	1945
Bill Camp	1981-84
Bill Campbell	1979-82
Bruce Campbell	2014-16
Christian Campbell	2015
Leonard Cannatelli	1972-73
James Cantafio	1974-75
Emil Carazo	1945
Gregory Cardone	1969-71
Anthony Carfagno	2002-05
Louis Carmella	1936-39
James Carpenter	1941
John Carr	1935-37
Shawnte Carroll	2008-11
Wayne Carroll	1976
Jasper Carswell	1992
Anthony Casciano	1976, 79
Jeff Case	2007-09
John Cassebaum	1960-61
Robert Cassidy	1964-65
Andre Castiglioni	1999-01
Anthony Castillo	2015-17
David Castillo	2007-10

Tony Casucci	1976-78
John Catalano	1990-93
Taylor Cave	2008-11
Wayne Cecchetti	1977-78
Mark Cefalo	1993-94
Rudy Cerami	2008-11
Mark Cesare	1972
Jean Charles	2017
Thomas Chesko	2010-11
Gary Childs	1968-69
John Childs	1965-66
Roger Christman	1973-75
Scott Christy	2006-07
Ray Cianni	1977-79
Dennis Cinquegrani	1969
James Clauser	1941-42
Doug Cleary	1998
Tom Cleary	1976
Chris Cleland	1994
Mark Clements	1980, 82
Wyatt Clements	2016-17
Jon Clouse	2007
Gerald Clymer	1968-70
Alfred Colacich	1956
Horace Cole	1959-62
Tracy Coleman	1982-85
Mark Collins, Jr.	2017
Phil Collins	1976-78
George Colonius	1953
Rocco Colucci	1997-98
Bret Comp	1989-92
Mike Condello	1999
Gayle Confer	1963-65
Matt Connell	2001-02
Frank Conroy	1958
Kevin Conroy	1985-87
Alex Cooley	2014
Jamal Cooley	2016-17
Charles Cooper	1933-34
Marty Cooper	1987-88
Robert Cormack	1971-73
Chuck Cornish	1985-88
Donald Cornman	1954
Isaiah Copes	2015-17
Denis Corbin	2017
Charles Corrado	1967-69
Matt Cottengim	2001-04
Bob Coursen	1981-84
Alfred Covino	1933
Kaje Cowans	2013-15
Kenneth Cox	1952-54
Lawrence Cox	1959
Donato Coyer	1971-73
Andrew Coyle	2011-12
Mike Coyle	1987-90
Bob Crawford	1981
Daniel Creasy	1977-99
Dan Crespo	1989
Matt Crispell	2003-05
Brian Cromer	1994-97
Michael Crosby	1975
Russell Crosby	1926
Lawrence Crosswhite	1957-59
Dan Crozier	2002-05
Edward Csencsits	1966-68
Curtis Culbreath	2011
Ben Culver	2004-05
Stephen Curley	1972-73
Jason Cuozzo	1993
John Custer	1937

D-D-D

LeRyann Dallas	2004-07
Paul Dalling	1931
Nate Daniels	2011-13
Varney Dassan	2016
Charles Dattola	1932-33
Matt Daube	2009

Robert Davidson	1928
Andre Davis	2006
Brian Davis	1993-95
Gomer Davis	1945
Johnny Lee Davis	1988-91
Richard Davis	1956
Thomas Davis	1945
Warren Davis	1953-56
David Dean	2000-03
Mike DeAngelis	2004-05
Steve DeAngelis	2004-05
Adam DeAngelo	2000
Dennis Dearthoff	1965-66
Derrick Deburow	1989-92
Nick DeCecco	2001
Phil DeCecco	2000-03
Eric Deery	2009-12
Jesse DeEsch	1956-58
Kevin Deibler	1999
Mario DeFazio	1932
Nick DeFazio	2004-05
Dominic DeFranco	1953, 56
Matt Delancy	1993-96
Colin Delaney	2002-05
Robert Delbo	2014
Joe DeLuise	2005-06
Ralph Demech	1959
Elroy Denegal	1987
David Dennis	1957
Howard Deppe	1955
Robert Derby	1949
Thomas Deremer	1972-74
Bruce Derr	1964-66
Justin Dettore	86-87, 89-90
Ed Detwiler	1989-92
Jeff Detzi	1975-78
Joe Detzi	1975-78
John Detzi	1976-78
Sean Deveney	1978-80
John DeVivo	1931
Douglas Deysher	1967
Jaumeal Dickerson	1977
Tim DiGiorgio	2016-17
Mike Dimitriou	2009
Robert Dinan	1967-69
Richard Dinger	1951
Russell Dinger	1947
Kenny Dinino	1977
Charlie Diskin	1983-85
Howard Disque	1927
Guido Ditorrice	1955-56
Teron Dobbs	2012-15
Anthony Dobra	1939-40
Thomas Dolan	1930
Albert Domenicico	1928
Ray Dominguez	2011-14
Tom Donan	1978-79
Anthony Donato	1975
Robert Donlen	1983
James Douglas	48-50, 52
Robert Dourand	1964-65
Daniel Drigan	1940-41, 46
John Drigan	1948-49
Nicholas Drosnack	1966
Thomas Drummond	1932-33
Luke Dubiel	1983
Dan Duck	82-83, 85-86
Pat Dukes	1987
William Duket	1967-69
Ronald Dukinas	1972-73
Carmine Duncan	1989, 91
Chris Dunn	1987
Bill Dunningan	1983-84
Arthur Durham	1967
Jim Dutsar	1980-82
Derrick Dyer	2014
Dave Dykie	1995

ALL-TIME LETTERMEN

E-E-E		Don Fureman	1991-92	Jordan Hallman	2009-12	Tommy House	2014-16	Jeff Keeler	1984, 86-87
John Eagan	1949-50	Joe Fusco	2008	Pat Halm	2003	Dan Houser	1988-89	Joe Keenan	1984-87
Ross Edwards	1972	G-G-G		Warren Hamburg	1941	J.D. Howell	2010	Ricky Keenan	2006
Harold Egli	1949-50	James Gabriel	1935	John Hamilton	1976-77	James Howland	1968-70	Charles Keinath	1969-70
Ryan Ehrie	2008	Kelly Gabriel	1986-89	Ken Hampe	1969-97	William Hoy	1964	Gary Keller	1955-56
John Eiler	1932-33	Keith Galinsky	2007-09	Ned Hampford	1972-73	Rich Hromoko	2001	Matthew Keller	2007-08
Troy Elder	1987-89	George Gallagher	1958	Ron Hannis	1990-91, 93	Kenneth Huber	1956-58	William Keller	1936-37
Andre Eldridge	2017	Dan Gale	2001-03	Norman Hansen	1938, 40	Matt Huber	2002	Ed Kelley	1976
Hakeem Ellis	2013	Frank Gargiulo	1984	Erik Hansson	1993-94	Chris Hull	1984-87	Dave Kelliher	1983-85
James Emery	1972-73	Floyd Garis	1950, 55	Clifford Hard	1972-74	Sam Hull	2009-12	Frank Kelly	1974
Joseph Emma	1981, 83	Eric Garland	1979	Phil Hard	2004	George Hummel	1966	Joseph Kelly	1968-70
Mike Engler	2003-05	Gary Garver	1986-88	John Harkel	1951	William Hunst	1966	William Kelly	1948
James Eoli	1942	Greg Garzio	1990-93	John Harmison	1949	Des Hussey	1988-91	Barry Kennedy	1977-80
Hasaan Evans	2017	Brandon Gattelli	2011-14	Albert Harrington	1927-28	Ramon Hutchinson	1972-73	Franklin Kennedy	1953
Robert Evans	1968-69	Marc Gaudet	2014-15	Rob Harris	1997	Ray Hutton	2004-05	Joseph Kennedy	1931-33
Dakota Everett	2016-17	Joe Gaynor	1978-81	Steve Harris	2001	Steve Hynes	1991-94	Patrick Kennedy	1982
William Eynon	1967	Dan Gechter	1979-80	Waverly Harris	2011-12	I-I-I		Thomas Kenny	1926
F-F-F		Ian Geffers	1995-97	Larry Harrison	1998-01	Anthony Iavarone	1996-97	Paul Kent	1979-80
Matthew Faas	2006-09	Martin Gehlhaus	1970	Tom Hart	1977-78	Henry Ibanez	1979	Jim Kerins	1986-87
Bob Faasse	1979-80	Robert Gelatko	1963	Rob Hartenfels	2007-08	Billy Inge III	2017	Ira Kerr	1950
Robert Fabel	1952-53	Ray Gentilella	1985-87	Rod Harter	1973-75	Dave Iobst	2007	Gerald Keyser	1957-58
Melvin Fager	1960, 62-63	Chris Gerhard	1983-86	James Hartman	1981	Harold Irvin	1969-70	Larry Kiick	1952
Bryan Falcone	2000-02	Charles German	1956-58	Steve Haurey	1980	Rich Irving	2012-14	Jason Killian	1993-96
John Falcone	1991-92	James Gettle	1973	John Havel	1940	Robert Izer	1938-41	Stan Kimball	1985
Michael Falcone	1973	Matt Giarretta	1990-93	Edward Hawrylo	1966-68	J-J-J		Dave Kimble	1987-88
Philip Falcone	1963-64	John Gibbins	1926-27	Robert Hayden	1982	Darius Jackson	2010-13	Don Kinney, Jr.	2010, 12
Chris Fatzinger	1983	John Gibbons	1957-58	Justin Haynes	2016-17	Greg Jackson	1998-99	Mike Kinney	2012
Errol Faunce	1957, 59	Rich Gierula	1985-87	Robert Healy	2013-16	Mark Jackson	88-89, 91-92	Joe Kircher	2005-07
Dave Fedorka	2004-05	Matt Gifford	1992-94	Raymond Hedenberg	1963-64	Maurice Jackson	2015-16	Tom Kisch	1987-88
Nicholas Fedorka	1940-42	Jeff Giglio	2007-10	John Heenan	1974	Morris Jackson	2004-05	Ed Kiser	2008-10
Steven Feher	2017	Jim Gildea	1981, 84	Paul Hefferan	1942	Steven Jackson	1969-71	Jack Kist	1938-40
Scott Feldman	1979-80	Bryant Gilliard, Jr.	2015	Collini Hegarty	2012	Greg Jacob	1985	Ben Kizer	1969
Kenneth Fellin	1936	Ralph Gish	1968-70	Gene Heiland	1980	Ken Jacobs	1984-87	Thomas Kizis	1967-69
Marquis Fells	2015-17	William Glazerman	1967	Larry Helwig	1988-89	Wayne Jaggers	1971-72	Carl Klach	1963-64
Ron Fenaroli	1981	John Glenn	2003-05	Lawrence Helwig	1962-65	James Jampo	1981	Joe Klebon	2010
Tom Ferguson	1988-90	Anthony Glover	2005-07	Mark Henderson	2009	Joseph Janovic	2009	Mike Kleinfelter	1996-98
Arthur Ferrentino	1935	Mike Glover	2000-03	Kenneth Hendricks	1959-60	Dan Jarrah	1990	Phil Klemick	1980, 82
Rick Fetherolf	1978-80	Richard Gloyd	1953-55	Mike Hendrzak	1999	Edward Javitt	1973	Roy Kleshefsky	1978
Harold Fetterman	1947	Mike Gnall	2006-09	Kevin Hennelly	1983-84	Shelton Jefferies	1991-92	Carson Klinepot	1942
Robert Fiato	1967	John Goepfert	1942	Isaiah Henrich	2016	John Jeffries	2000-03	Jason Klush	1996-99
Calvin Fielding	2017	Chester Gonsky	1936-38	Bill Hensel	1988-89	Shawn Jenkins	2016	Paul Knapp	1973
Alex Figueroa	2008-10	Jonathan Gonzalez	2007	Guy Hepworth	1981	Neil Jesiolowski	1988	Greg Knauss	2007-08, 10
Jason Filopovsky	1989	Pat Good	1999-02	Carlos Hernandez	2003	Dennis Johnson	1996	Jeff Kocsis	2004-05
John Finelli	1978-79	Dennis Gorman	1976-77	Frederick Hershey	1931-32	Jeff Johnson	1975-78	Paul Kokulus	1951
Robert Finley	1975	Glenn Gottshalk	1969-71	James Hervat	1942	Jerry Johnson	1962-63	Justin Kondikoff	2001-02
Dan Finnegan	2008-09	Franklin Goulburn	1970	Bob Heumann	1987-89	Joseph Johnson	1937	Joseph Konzakowski	1946-47
Chad Fisher	2003	Mike Gowen	2004-07	Bryan Heverin	83-85, 87	Justin Johnson	2016-17	Frank Koons	1934-35
Jack Fisher	1946	Michael Grabill	1970	Joseph Heverin	1960-62	Raymond Johnson	1969-71	Ken Kopetchny	86-87, 89-90
Robert Fisher	1951	Mike Graf	1996	Roy Heydt	1934	Russell Johnson	2008	John Kotarsky	1998-01
Bill Fitzgerald	1980	Jeff Graham	1986-87	William Hibbs	1953	Thomas Johnson	1930-32	Dan Koval	1980-83
Pat Flaherty	1975-77	J.D. Granger	1996-99	Aaron Higgins	1984	Bill Jones	1976-78	Peter Koval	1941-42
Steve Flanagan	1979-80	Augie Grant	1967-69	Gary Higgins	1977	Brent Jones	2008-10	Thomas Kozlosky	1973-74
Michael Fleming	2015-17	Sam Granteed	1980-81	Scott Higgins	1990	Brian Jones	2006-07	Joseph Krajosa	1938
Rob Flores	1995, 98	Willard Grantz	1938-41	Matt Hillegas	1991, 93-94	Charles Jones	1926-27	Michael Kramer	1993-96
Tom Flynn	1986-87	Thomas Grater	1949-51	Wallace Hills	1973-75	Greg Jones	2012	Bill Krebs	1998-99
Douglas Folger	1998-99	Joe Graves	1996	John Himelrick	1981	Jordan Jones	2013	Marlin Kreider	1975-76
Shawn Foltz	1998-99	Andre' Gray	2016-17	Joseph Hlatky	1968-69	Peter Jones	1998	Edward Kriner	1948-50
Bill Fonzone	1994-96	Tim Green	1993-95	Jake Hlavac	1990-93	Richard Jones	1947-49	Zach Krise	2007-09
Donald Ford	1974-75	Richard Greene	1970	Wayne Hobbs	1972-74	Rick Jones	1974-77	Chester Krisiewicz	1934-35
Scott Ford	1981-82	Raymond Gregorek	1963	Bryan Hoch	1999-02	Sekou Jones	2014-17	Nick Krut	2006-08
Stewart Ford	1997-99	John Gregory	1951	Warren Hoeffner	1952-54	Steven Jones	2011-14	Frank Krystyniak	1955-56
Jim Forger	1974-77	John Grimm	1932	James Hoffert	1959	William Jones	1951	Matt Krzysik	1981
Nick Forsette	1961	Taylor Groff	2010-13	Francis Hoffman	1928-30	Thomas Jordan	1967	Donald Kucerik	1972
Jeffrey Forsythe	1963, 65	Ernest Gromlich	1957-59	Mark Hoffner	1971-72	Lewis Judy	1953-55	Steven Kun	1964-65
William Forte	1966-68	Ron Grona	1981-82	Alfred Hofmann	1955-56	K-K-K		Henry Kunkel	1970-72
Jayson Frank	2006-07	Paul Grube	1971-73	Steven Hohenstein	1965, 68-69	Stanley Kabacinski	1970	William Kupzewski	1930
Robert Frank	1945	Anthony Guarino	2015, 17	Francis Holahan	1948	Matt Kacanda	1999	L-L-L	
James Franklin	1992-94	Mike Guarnieri	1989	Robert Holdenbaum	1966-67	Mark Kalo	2007-10	Jamie LaBelle	1980
John Franklin	1935-37	Ed Guers	1975-77	Ernest Holdredoe	1942	Rich Kane	2000	Robert Lakey	1962
Rod Frasier	1992	Atila Gyorky	1966	Jesse Holencik	1996	Michael Karnish	1965-66	Ted Lambert	1989
John Frassinelli	1946	H-H-H		John Holenda	1977-79	Burton Karstetter	1983	James Lancellotti	2012
Gunner Frauenperis	1981	Mark Haasz	1980	Brian Holkovic	1999, 01	John Kashatus	1978-81	Thomas Lang	1969
Matt Freed	2007-10	Mike Habel	2004-07	Antonio Hollman	1985	George Kasielsky	1931	Albert Lapchak	1945
Gabe French	2016	Tarik Haddad	2011-12	Robert Holloran	1966	Michael Kasko	1972-74	Carl-Eric Larson	1975-76
Paul Frey	1926-27	Harold Hagen	1946-47	Ron Holloway	1987	George Katchak	1964-66	Cody Laubach	2012-13
Norman Friend	1950-51	Dave Hahn	1991-94	Joseph Holly	1948	Keith Kaufman	1979-80	Gary Laucks	1974-77
Robert Friery	1930	Anthony Hall	1982-83	Robert Hontz	1936-37, 39	Lee Kaufman	1989	Nate Lawrence	1995-96
Keith Froggatt, Jr.	2013	Drake Hall	1981-84	Bryan Hooks	2000	Thomas Kearney	1972-74	Trevor Lawrence	1966
Scott Fuhrman	1979-81	Jon Hall	1964	William Horvath	1967-69	Henry Kearns	1967-69	Charles Leader	1930-31
Willard Funk	1939-40	Ken Haller	1986-87	Adam Hostetter	1998-01	Thomas Kearns	1939-40	Ramon Leak	1990-93

ALL-TIME LETTERMEN

Dana Lee	2015	Joseph Martino	1956-59	Dennis Morgan	1966, 68	Cameron Ott	2014	Q-Q-Q	
James Lee	1939	Carmen Martucci	1952-54	Earl Morgan	1999	Robert Ott	1966-68	Brant Quick	2007
Peter Lee	1965-67	Marlin Martz	1952, 57	Santo Morici	1994	P-P-P		John Quinn	1980-82
James Leedy	1938	Lukas Mason	2010	John Morley	1989-91		Eric Pabst	2013-15	Raul Quinones
Eric Lehman	2009	Melvin Masonheimer	1945, 48	Arthur Morris	1926-27	David Pacchioni	2005-08	R-R-R	
Clyde Leonard	1965	Phil Masorti	1986-88	Jack Morris	1952-53	Louis Pagano	1936-38	William Race	1959-61
Doug Leonzi	1989-92	Thomas Matalavage	1945	Robert Morris	1926	Lou Pagnoni	2003	Gregory Radka	1966-67
Craig Lerch	1983	Arthur Mathna	1928	Charles Morrow	1968	Jeremy Palm	1999-02	Peter Radocha	1974-76
Robert Lester	1969-71	Jason Matters	1998	Ben Moser	2017	Tom Palubinski	1975-77	David Radziak	2011-12
Anthony Lettieri	2013-15	Donald Matthews	1948	Brett Moss	2010	Gary Panovec	1954	Ray Rakitis	1974-75, 77
Scott LeVan	1976-78	Jeff Matthews	1984	Mike Motsko	2003-05	Bill Pappas	1984	Richard Rakitis	1975, 77
Andrew Levendis	1950-52	Chase May	2014-16	Henry Mowery	1961, 63	John Parks	1952-53	Vincent Ramik	1926
Barney Levengood	1973-75	Matt Mazurkiwecz	1993-94	Kenneth Moyer	1949	Michael Parshley	2006-07	Ray Ramirez	2007
Dan Lewis	1988	Jim McAllister	1985-86	Thomas Mullineaux	1967-69	Matt Parrello	2003-05	Joaquin Ramos	1970-71
Richard Lewis	1938, 40	Mike McClelland	1992-93, 95	Craig Multer	1980	Ken Parrish	2002-05	Derek Ramseur-Benson	2013
Steve Lewis	1991	Robert McCullough	1945-46	Stephen Mummaw	1970-71	Joe Partridge	2005-08	Marc Ranaudo	2015-16
William Lewis	1959-62	Dennis McDonald	1971	Justin Mummert	2002	Peter Pasko	1941-42	Louis Randon	1939-40
Carmen Liberatore	1939-41	Zach McDowell	2005	Greg Munch	2001-03	Mike Patrick	1999-00	Alfred Ranger	1942, 46-47
Andrew Linder	2016-17	John McElhenny	1973	Leonard Munowitz	1940	Frederick Patton	1961-62	Donald Ranger	1941
Wes Lindsay	2005-06	Ahmad McFarland	2013-16	Dylan Murphy	2017	Joe Pawloski	1995-96	James Ranger	1950
Bernard Livingston	1961	Matt McFarland	1997	Levi Murphy	2016-17	Brandon Peaker	2005	Matt Rapa	2001-04
Lynn Lking	1934	Wayne McGhee	1989	Patrick Murphy	1945	Henry Pearson	1950-51	James Rappo	1976-79
Carl Llewellyn	1979	Pat McGovern	1987-88	Dan Murray	1984-87	Jim Pellegrini	2000	Craig Rauenzahn	1971-72
Carl Loftus	1926	Jon McHale	1962-64	Edward Murray	1952-53	Nate Pendry	2000	Louis Raully	1935
Ryan Lomanaco	1993, 95	Joe McIntyre (Levittown PA)	1980	Gerald Murray	1952	Jerry Peralte	2015	Antoine Ray	2012-13
Vinny Lombardozzi	2011	Joe McIntyre (Easton PA)	1985-86	Ryon Muse	2016	Mickey Pergine	1986	Glen Ray	1964-65
Dennis Long	2016-17	Joe McLaughlin	1985-88	Charles Musto	1945	Brooks Perkins	1984-86	James Rayne	1931
Edward Long	1969-71	Bruce McLean	1979	Andre Myers	1996-99	Michael Perlow	1946-47	Dusty Reed	10-12, 14
Ryan Long	2005	Andy McLoughlin	1993-96	Ed Myers	1990-93	Craig Perrino	1988	Jylli Reeder	2017
Dave Lotier	2004-07	Fran McMenamin	2014-16	Jimmy Myers	2014-15	Duane Perry	1993	Donald Reese	1932
Vic Lotti	1986	Joseph McMonagle	1973	Joseph Myers	1952	Steven Pesaresi	1983	James Reese	1934
Nicholas Loukides	1950	Michael McNamara	1939-41	Troy Myers	1993-95	John Petercuskie	1946-49	Robert Reese	1946-47
Derek Lucas	2003-05	Douglas McNamee	1964-66	Dan Mykovich	1983-86	Richard Peter	2008-10	Stephen Reese	1972-75
Bill Luetete	1990	Todd McNamee	1985-88	N-N-N		Jason Peters	1997	William Reese	1928
Edward Lugg	1960-61	Joseph McNulty	1968-70	Kevin Nagle	1997-00	Charles Peterson	1946-49	Dave Reeser	1936-37
Terrence Lundy	1974	Dennis McWhite	1992-95	Zigmund Najaka	1927-28	Thomas Petro	1970-71	Elijah Rehm	2016-17
Joseph Lunger	1973	Jamie Meier	1977-80	John Nash	1930-31	Joseph Petrosky	1974	Terry Rehyemer	1966
Frank Lupin	1957-58, 60	Tom Meier	1978-80	Bill Nast	1980	Dave Petryszy	1988	Mike Reichenbach	79-80, 82-83
Kyle Lurz	2010	James Meixsell	1972	Joe Natale	1989	Eric Petters	2006	Arnold Reichert	1945
Mike Lusch	1993-96	Rich Melito	2017	Harold Nathanson	1930-32	Howard Pewterbaugh	1949-52	Mike Reichwein	1982-84
Mike Lush	1976, 78-80	Andrew Melton	1983	Noel Nation	2002-05	Robert Phelps	1951	Jesse Reider	2005-08
Richard Luttrell	1951	Joseph Mendelis	1926-28	Jim Naugle	1993-96	Brandon Phillips	2012	Ronald Reiding	1973
Matthew Lynaugh	1945	Joe Menton	91-92, 94-95	William Navarre	1971-73	Cummings Piatt	1957-60	Isaiah Reigel	2017
Dennis Lynch	2009-10	Brandon Mercer	2012-13	Douglas Neet	1972-73	Robert Piatt	1957-58	Frank Reilly	1987
M-M-M		Richard Merkle	1954, 56-57	Roger Neilson	1951-52	Mike Piazza	2006-07	Leo Reimer	1962-65
Matt MacAvoy	1983-85	Richard Merring	1953-56	Jon Neiman	2012-13	Paul Piccotti	1950	Drew Reinhard	2009
Chris MacIsaac	1998, 00	John Mesko	1984-86	Edward Neumann	1961-63	Anthony Pidgeon	1982	Edward Reinisch	1936
John Mack	2009	Luther Metcalf	1932-33	Gary Neupert	1970-71	Wesley Pierce	2014-16	Charles Reiss	1982-83
Kevin Mack	1985	Robert Metzgar	1973	Marc Newell	1995-96	Glenn Pinciotti	1981	Charles Rendish	1947
Mike Macksoud	2004-06	Thomas Meuser	2003-05	Ron Nicholas	1976	Joey Pingitore	1982-84	Richard Rerschke	1928
Sean MacLellan	1986	Dan Michalski	1994-97	Richard Nicolais	1973-75	Clarence Pipher	1949-50	James Revello	1951, 53-54
Shane MacNamara	2014	Joseph Miegoo	1938	Mike Nieman	2016-17	John Pitzer	1966-68	Robert Rhiel	1951-52
Thomas Magdasy	1963	John Mignon	1982	Jon Noble	2012-13	Scott Platt	1993	Mike Rhine	1996-99
Anthony Magliane	1971-73	Brian Miller	2001-02	Ahmad Norman	2002-03	James Plowden	2003	Doug Rhoads	1974-77
Frank Magolon	1987-89	Fred Miller	1983-85	Richard Northrup	1950-51	Damian Poalucci	1994-97	Carl Rice	1963-64
Robert Mahler	1962	Jim Miller	1983-85	John Novak	1972-73	Thomas Polinski	1971-74	Fred Rice	2004-08
Chris Mahon	1984	Jim Miller	1988-90	David Nunez	2008-09	Fred Polk	1983-85	James Richardson	1957, 59-60
Craig Mahon	1999, 01	Ken Miller	1987	Bucky Nye	1993	Tim Pollock	1995-98	William Richute	1938, 40
Dennis Mailhot	1987-90	Kurt Miller	1972	Corbyn Nyemah	2013	Andy Polony	1977-79	Bernard Rider	1935
Dave Majury	1984-85	Roy Miller	1964-66	O-O-O		Corey Porta	2011	Nolan Ridgway	2016
Robert Malec	1982	William Miller	1935	Chase Ober	2016-17	Nevin Posey	1966-68	Matt Riegel	1986-87
Robert Malehorn	1966-68	Zach Miller	2013	Sam O'Brien	2015-17	Mike Poulter	2015-17	William Righter	1952
Nick Mallardi	2015	Larry Mills	2014, 16-17	Raymond Ocasio, Jr.	2013-14	Bernie Povanda	1979-80	Kenneth Riley	1971
Paul Maloney	1926-27	Konrad Mims	2013-14	Joseph Odebo	2015-16	Harold Powlus	1958-61	Robert Rinaldi	1974
Mike Mancuso	1994-97	Glenn Mingin	1981	Ed O'Dowd	1987	Ryan Pradon	1993	Donald Ringler	1932
Bob Manez	1980-82	Joseph Mingo	1974	John O'Gara	1970-71	Steve Pradon	1995-98	Jeff Rink	1999
Steve Mangin	1995-97	Edward Mink	1945	David Ogbonnaya	2010	Edward Praisner	1938	Ed Ripic	1984-85
Fotis Manouvelos	1986	Joseph Minneci	1982	Bryan Ogden	2009-10	Evan Prall	2003-06	Ben Riso	1997
Michael Manzie	1931	Eugene Minor	1947-48	Doug Ogden	2005-08	Kevin Price	88-89, 91-92	Charles Ritinski	1946-49
Mike Manzo-Lewis	2016	Frank Miriello	1964-66	Joe Ogeka	1980-82	Ray Price	1978	Astor Ritter	1940
John Marcante	1978-81	Fred Mitchell	1993-94	John O'Hanlon	1979	Richard Pritchard	1948-51	Miguel Rivera	2006-08
Rob Marcantoni	2000-02	Kyle Mitchell	2003	Edward Oliver	1952	John Procopio	1970	Seve Rivers	2009-12
Frederick Marconi	1934-35	Lionel Mitchell	2008	A.J. Oliveri	1999-02	Don Pry	1987-89	Barry Roach	1963-65
John Markle	2004-05	John Mitro	1961-62	John Olson	1953	Jon Pry	2000	Aaron Roberts	2002
Eric Markovcy	1998, 00	George Mitsel	1941	William O'Malley	1983	Josh Przywara	2011-14	Devante Robinson	2017
Nick Marks	2000	Jeffrey Moffett	2006	James Oplinger	1954-57	Greg Puka	2011	Bernard Rockovich	1946-47
Thomas Marseille	1938, 40	Ron Monaco	1977	Tom Organtini	1986	Craig Purcell	1975	Rich Rodenberger	1973-76
Brian Marshall	1981	Gary Monger	1966-67	Greg Orr	1995	Chris Purvis	1978-79	Elmer Roedel	1930-31
Matt Marshall	2008-10	Doug Moore	1987-90	Jeff Ortelli	2001			Jack Rogers	1976-78
Andrew Marsteller	2003-06	Ashley Morgan	1932-34	Kevin Osback	2013			Norman Rogers III	2014-17

ALL-TIME LETTERMEN

Russell Rogers 1958-61	Dennis Segich 1985-88	John Steele 1988	Tyree Townes 2002-05	Kevin Whipple 1998
Clarence Rogovicy 1931	Bill Seidel 1977-79	Harold Steever 1951-53	Donald Transue 1950-51	Bill White 1975-76
Clemens Rogowicz 1928	Richard Seiler 1935	Joe Stellato 1992	Shane Trevorah 2016-17	John Whitehead 1946-49
Edward Rohman 1933, 35-36	Bob Seip 1978	Bob Stelma 1992-94	Tony Trifari 1984	John Whitelavich 1968-69
Tim Roken 2007-08	John Sellen 1974-76	Drew Stem 2005-08	Matt Triolo 2000-03	Frederick Whitmore 1973
Gibby Romaine 1963-65	Roland Seller 1936-37	Willard Stem 1972-75	Phil Tripken 1980	Andy Whittington 1974-76
Mark Romano 1986	Michael Sentelik 1956, 58	Howard Sten 1968-69	Sam Trunzo 2011-14	Mike Wiand 2015-17
Ken Romberger 1993-94	Mike Serafin 2000-01	Ralph Stenlake 1957	Paul Turner 1965-66	Matt Widdoss 1990, 92
Benjamin Rose 1970	Glenn Serfass 1974-75	Matt Stephens 1993-94	Darrell Tyburski 1986-88	Michael Wiggins 2003-06
Richard Rose 1973	Eric Sessoms 1991	Jim Stephenson 2003-04	Chris Tyson 2002-03	Devin Wiley 2000
Daniel Roshon 1941	Aaron Sewell 1987-88	William Sterling 1930-31	Robert Tyson 1953	Albert Wilgard 1958-60
Daniel Roskos 1946	Jameel Seymour 2010	J.D. Stern 1997-99	U-U-U	Gary Willhide 1961-62
Hyman Rosnick 1934	Burdette Shafer 1935	Rick Sterner 88-89, 91-92	Glenn Unger 83-85, 87	Jon Williams 1985-86
Phil Ross 2003-04	Clarence Shafer 1933	Howard Stitzer 1945	Paul Urda 1948	Kendrick Williams 2009-12
Dennis Roth 1953-56	John Shaffer 1957-59	Phil Stokes 1989	V-V-V	Melvin Williams 1959
Sean Roth 2014-16	William Shannon 1938-39	Dennis Stoltenborg 1982-83	Steve Van Alstine 2005-08	Orlando Williams 1994-96
Dan Rounds 93, 95-97	Bob Shaughnessy 1987-88	Donald Storck 1974	Andy Van Blarcom 1989	Phillip Williams 1942
Joe Rovnan 1983-85	John Shaughnessy 1937	Ryan Stouffer 1992-93	Gerald Van De Cruz 2013-15	Wade Williams 2009-10
Brian Roy 1995	John Shaughnessy 1980-82	William Stowasser 1971-72	Duane Van Fleet 1978-81	Brock Williard 2004-07
Rob Ruckdeschel 1988	Charles Shaw 1952-54	Roger Straub 1989-92	Marlon Van Horn 1941	Tim Wilson 12-13, 16-17
Robert Ruckdeschel 1963-65	Douglas Sheaffer 1973-75	Tim Strenfel 2002-05	Shawn Van O'Linda 2005-06	Jason Wimmer 2000-02
Kevin Ruddy 1981-82	Ronald Shearer 1962	Doug Strickland 2015	John Van Zanten 1983-85	Walter Wiser 1954
Joe Ruedt 1989-92	Paul Shebby 1932, 34-35	Jimmy Strickland 2015	Rick Vance 1983, 85-86	Brett Witmer 1994-97
Joseph Ruggiero 2017	Arthur Shisler 1959-61	Scott Strong 1985, 87	Joseph Vancho 1968-70	Chad Witmer 1993-94
Nicolas Ruiz 2015-16	Jack Shoemaker 1960, 62	William Strube 1964	John Varacallo 1972	Mervin Witmer 1967-69
Gary Rumberger 1957-59	John Shoemaker 1970-72	Harold Strunk 1974-77	Greg Vaughn 2001-03	Carl Wolfe 1966-68
Albert Rundle 1927-28	Douglas Shook 1957	Steve Stuttle 1991-94	Ryan Vermillion 2000-03	James Wolfe 1964-65
Zechariah Runkle 2009-10	Jack Shrawder 74, 76-78	Thomas Sugden 2005-07	Jimmy Verzicco 2013, 15-16	Tom Wolfe 1988
Edwin Rushin 1939-42	Jeff Shrive 2005-08	Ronald Sullivan 1961-62	John Vetter 2003-06	Pete Wolmart 2012-13
Bryan Rybicki 1998-99, 01	Joseph Shubert 1937-39	Salvador Summa 1935-37	Joseph Victor 1950-51	Richard Wolslayer 1958-60
S-S-S	Sam Shuman 2006-09	Reinhart Summerfield 1958	Dominic Villani 1960-63	Douglas Woodin 1965
Jim Sacco 1995	Robert Shumskis 1942, 46-47	Stephen Summerhill 1933-34	Jim Villani 1978-79	Melvin Woodson 1990-93
Blaec Saeger 2000-02	Brian Siegfried 1994-97	Craig Summers 1980-82	Brian Violante 2001-04	Martin Wortley 1991-94
Albert Sakovich 1950-51	Ernie Siegrist 80-82, 84	James Suponic 1970	Dom Violi 1978-79	Steven Wright 2013-15
Blase Salomone 1984-85	Charles Sierer 1961-63	Pete Susi 1996	James Virgilio 1945	Wrenton Wright II 2009-12
Rocco Salomone 1985	Francis Sievers 1940-41	Roy Sussman 1977-78	Paul Visich 1974	Mark Wroblewski 2010
Joseph Salvatore 1963-65	Daniel Silvester 1930-31	Christopher Sutton 2013	Dean Vitale 2013-15	Joe Wysokinski 1996-98
Eric Sampson 1986-88	Cody Simcox 2012-14	Warren Swartwood 1961	Pete Vitale 1997-98, 00	Y-Y-Y
Frank Sando 1936-38	Joseph Simms 1958-59	John Swartz 1948-50	Ron Vitkun 1975-76	Mike Yanders 1984-87
Charles Sandora 1972	Michael Simpson 1976-77	Clyde Sweigart 1953-55	Frank Votterok 1930-31	Mike Yanocha 2001-02
Michael Sands 1974	Anthony Singlar 2011-14	Thomas Sykes 1966-68	Brent Voynar 1992-94	Ray Yakavonis 1977-79
Ronald Sandt 1970-71	John Sircovics 1969, 71	Thaddeus Szela 1947	W-W-W	Charles Yaple 1964-65
A.J. Santiago 2012	Richard Siwak 1966-68	Ryan Swan 2005	Troy Wade 1989	David Yates 1965
R.J. Sarajian 2017	Eric Slavinsky 1974	Joe Swiderek 1981	Ray Wagner 2009-11	Michael Yeager 1970-71
Zach Sarginger 2008-11	William Slezosky 1962	Bobby Swift 1990-91, 93	James Waite 1966-68	William Yeomans 1957
Ross Sauerzopf 2006	Mike Smart 1984-86	T-T-T	Dell Walker 1981-83	Barry Yoder 1962
Jerry Saxon 1971	Darren Smith 1998-99	Joseph Taylor 1950-51	Juwaan Walker 2015	Chris Yoder 1998-99
Jim Saylor 1989-90	Dylan Smith 2016	J.T. Taylor 2002	Bill Wall 1980-82	Robert York 1969-72
James Scagliotti 1964-65	Eugene Smith 1965	Scott Taylor 1979-81	Daniel Waller 1975	Jack Yost 1978-79
Anthony Scarcella 1938-39	Frederick Smith 1965	Tom Taylor 1987-89	Mike Wallick 1996-97	Jordan Young 2011
Jim Scaringe 1976	Jim Smith 1978	Joe Terra 1996-98	Paul Walsh 1982	Kenneth Young 1948-49
Arthur Schaare 1951, 53	John Smith 1970-73	Anthony Terruso 1993-94	Jordan Walters 2017	Zollie Young 1975
Kenneth Schaeffer 1941, 46	Manny Smith 2014	Jimmy Terwilliger 2003-06	Ryan Waltner 2006	Steve Youtzy 1988
Kevin Schafer 2007-10	Matt Smith 2014	Mike Terwilliger 1974-77	Adam Warehime 2016	John Yudt 1971-73
Dan Schaller 1976	Michael Smith 1969-70	Arnold Thalenfeld 1926-28	Jerry Wargo 1988	Z-Z-Z
Richard Schell 1953-54	Raymond Smith 1945	Eddie Theal 1984	Jonathan Warke 1971	Victor Zaia 1930
Lou Schiavetta 1975-77	Steven Smith 1974-77	George Thoman 2002, 05-06	George Warner 1932	Michael Zaccagnino 2006
Chuck Schiermeyer 1987	Thomas Smith 1952-53	Adam Thomas 2008	Thomas Washburn 1961-64	Mike Zakrzewski 2015-17
Scott Schifter 2000-01	Wilmont Smith 1953-55	Bruce Thomas 1959-62	Anthony Washington 2013	Edward Zalesky 1953
William Schlachter 1970-72	Frank Snyder 1971-72	Morgan Thomas 2006-09	George Wasilchak 1961-64	Peter Zalesky 1933-34
Donald Schleicher 1959-60	Jim Snyder 1977-80	Paul Thomas 1982	Derek Watkins 1990	Richard Zapolski 1961-64
Jon Schnaars 2012-15	Walter Snyder 1959-60	Cal Thompson 1980-83	Jordan Watson 2017	Walter Zarnowski 1946-48
Brian Schneider 2003-04	Mike Sobeski 1982-84	Jason Thompson 2003-04	Ronald Watson 1974-75	Frank Zavitkowsky 1931
Gary Schoenberger 1966-68	Jim Sodano 1998-01	Michael Thompson 1965-67	Phil Wayes 1977-79	Chris Zechman 1986
Edward Schreiber 1936	Donald Soisson 1983	Robert Thompson 1992-95	Chad Weaver 1997-00	Richard Zimmer 1957-59
John Schubert 2011	Andrew Soltes 1982	Bryan Thomson 2011-14	Keith Weaver 2007-08	Jeff Zimmerman 1994-96
Brian Schultz 1998-99	Matt Soltes 2012-15	Herschel Thornton 2010	Jon Weber 2009-11	Wil Zimpfer 2004
Jon Schultz 1988	Larry Sontag 1980-82	Josh Thornton 2014	Alex Weeks 1930	Jason Zinn 1997-00
Ric Schumacher 1993	Jerome Sorenson 1952-53	Joseph Tichy 1953	Matthew Wehrhahn 2010-11	Rick Zoerner 1980
Robert Schwab 1949	Ron Sowers 1986	D'Jon Tillman 2009-10	Joe Weidel 1985	Daniel Zubko 1937-39
Robert Schwartz 1983	Nicholas Spause 2014-15	Chuck Tinninis 1982-84	George Weiksner 1934	Matt Zullo 2010-12
Bill Scott 1983-85	Chris Spilman 1980-81	Bruce Tinor 2002-03	Robert Weiler 1946	John Zwirek 1950
Tyler Scott 2013-14	Daniel Staats 1967-68	Thomas Tippet 2010-13	Kenneth Weinbel 1949	Louis Zwirek 1938-41
Marc Scotti 1989-92	Harold Stackhouse 1928	John Tironi 1967-68	Paul Weizen 1936-37	
Chris Scruggs 1996-97	Maurice Stallings 2004-05	Douglas Todd 1969-70	Leroy Weiss 1936	
Terry Scullin 1996, 98	Michael Stambaugh 1974-76	Alex Todoroff 1978-80	Joe Welk 2012-15	
Matt Seagreaves 1994-96	Pat Stapleton 2000	Vincent Tomasetti 1948-50	Gerard Wendowski 2012-15	
Grey Seamans 1972-73, 75	Adam Stauffer 1997-00	Brian Tonkin 1997	Rick Werner 1982-85	
Stanley Searfoss 1956	William Stauffer 1952	Robert Tonkin 1964	John Westlake 1971	
Ernie Sebastianelli 1988-89	James Steele 1965-67	Zach Toomey 2002-05	Richard Whally 1932, 35	

WARRIORS IN THE PROS

NFL Draft Choices

Ray Yakavonis (DE)

Yakavonis was chosen in the 6th round by the Minnesota Vikings (148th pick) in the 1980 NFL draft. He played 5 years with the Vikings from 1980-84 and 1 year with the Kansas Chiefs in 1985. An AP and AFCA All-American in 1979, Yakavonis was inducted into the ESU Athletic Hall of Fame in 1998. He is a former color commentator for the Warriors' radio football broadcasts.

Dan Murray (LB)

Murray was chosen in the 6th round (150th pick) in the 1988 NFL draft. He was a member of the Buffalo Bills' squad in 1988-89 and the New York Jets in 1990. He played in the World Football League in 1990-91. At ESU, Murray was 4-time All-PSAC and is 4th in career tackles. He was inducted to the ESU Athletic Hall of Fame in 2014.

Top Free Agents

Mike Reichenbach (LB)

Reichenbach, an AP and AFCA All-American who led ESU to the PSAC championship game in 1983, played in the NFL for 7 years. He played and started on the Philadelphia Eagles from 1985-89 and the Miami Dolphins from 1990-91. He was inducted to the ESU Athletic Hall of Fame in 2008.

Mike Lush (DB)

Lush was an All-USFL safety for the Philadelphia-Baltimore Stars from 1983-85. He then played in the NFL for Minnesota in 1986, Indianapolis in 1987 and Atlanta in 1987-88. He had a school record 12 interceptions in 1980 and was inducted to the ESU Athletic Hall of Fame in 1997.

Jim Villani (P)

Villani was signed by the Seattle Seahawks in 1980. He was a member of the New Jersey Generals in 1983 and the Michigan Panthers in 1984, both of the USFL.

Mark Brubaker (K)


Brubaker signed with the Super Bowl champion Pittsburgh Steelers following a record-setting 2005 season for the Warriors. He played for the Rhein Fire in NFL Europa in spring 2007. He left ESU with PSAC records for extra points and scoring by a kicker and made 67 percent of his field goals.

Ken Parrish (P)


Parrish, a 2005 All-American for ESU, was in NFL camps with the San Francisco 49ers in 2007, New York Jets in 2009, Philadelphia Eagles in 2009 and 2010, Atlanta Falcons in 2011 and Jacksonville Jaguars in 2013.

Evan Prall (WR)


Prall was a member of the New York Jets practice squad in 2007, after attending minicamp with the Arizona Cardinals following the NFL Draft. Prall set ESU records with 236 receptions, 4,093 receiving yards, 50 receiving TD and 5,682 all-purpose yards in his career. He was a 2-time All-America selection and had 88 receptions, 1,766 yards and 23 TD during the 2005 Northeast Region championship season. He was inducted to the ESU Athletic Hall of Fame in 2017.



Mike Reichenbach



Mike Lush



Evan Prall

Tim Wilson (WR)

Wilson was signed by the Super Bowl champion Philadelphia Eagles following rookie minicamp in May 2018. A 2-time All-PSAC East selection, Wilson had 133 receptions for 2,042 yards and 16 TD, and 3,105 all-purpose yards, in his career from 2012-13 and 2016-17.


Arena Football

Dustin Barno (DT)

Barno, who spent time in the Tennessee Titans camp in 2003, was a 9-year veteran in the AFL. He played for the Colorado Crush for 5 years and won an AFL title in his 2nd season, helping the Crush to a 51-48 win over the Georgia Force in the Arena Bowl in 2005. He played for the Philadelphia Soul from 2011-13, and previously played for Arizona and Oklahoma City.

Kevin Nagle (FB/LB)

Nagle, an All-American linebacker in 2000, two-time PSAC East Defensive Player of the Year and 2013 ESU Athletic Hall of Fame inductee, was a 7-year AFL veteran. He was a teammate of Jim Sodano on the Orlando Predators team that advanced to the Arena Bowl in 2006, falling 69-61 to the Chicago Rush. He ran for 152 yards and 5 TD, and had 111 receiving yards and a TD, in 2007. He played for the Nashville Kats in 2005, Orlando from 2005-07 and the Colorado Crush in 2008. He began his career with Wilkes-Barre/Scranton in AF2.




Tim Wilson

Jim Sodano (OL/DL)


Sodano, an All-America guard for the Warriors in 2001, joined Nagle on the Orlando Predators AFL runner-up team in 2006. He also previously played for Wilkes-Barre/Scranton in AF2. Other former Warriors who have seen time with the Wilkes-Barre/Scranton Pioneers included linebacker **Rich Butcofski**, defensive back **Brian Holkovic** and defensive tackle **David Dean**.

Other Pro Players


Will Burch, **Greg Munch**, **Shepherd Alston** and **Dan Rounds**, **Joe DeLuise** and **Dan Crozier** have also played in the AF2. Other former ESU players competed in professional football leagues after graduation. Among them were **Grey Seamans (WR)** and **Dell Walker (TB)** in the CFL, **Justin Dettore (OL)**, **Joe Menton (LB)**, **Tim Green (LB)** and **Orlando Williams (TB)** also in the AFL, and **James Franklin (QB)** in Europe.



Kevin Nagle



Dustin Barno



Jim Sodano

Jimmy Terwilliger • 2005 Harlon Hill Award Winner



ESU quarterback Jimmy Terwilliger was the recipient of the 2005 Harlon Hill Award as the most outstanding football player in Division II.

Harlon Hill Award

2006 – 4th
2005 – Winner
2004 – 5th
2003 – Regional Finalist

AP Little All-America

2006 – second team
2005 – second team

Daktronics All-America

2005 – first team
2004 – second team

Daktronics All-Region 1st team

2004-06

D2football.com All-America

2005 – second team

D2football.com All-Region

2003-06

Offensive Player of the Year

2003, 2004

Football Gazette All-America

2005 – first team
2004 – third team

PSAC East Offensive Player of the Year – 2003, 2004, 2006

All-PSAC East 1st team
2003-06

ESU Outstanding Player

2003-06

ESU Redshirt Award

2003-06

Graduated with 18 NCAA Division II Records • 2 All-Division Records

(rankings entering 2017 season - ***Bold Italics*** indicates record held upon graduation)



	ESU	PSAC	DII	NCAA History
Touchdown Passes (Career) – 148	1st	1st	1st	<i>t-3rd</i>
Touchdown Passes (Season) – 50, 2005	1st	<i>2nd</i>	t-5th	t-18th
Total Offense (Career) – 16,064	1st	1st	<i>2nd</i>	7th
Total Offense per Game (Career) – 334.7	<i>2nd</i>	<i>2nd</i>	<i>5th</i>	20th
Total Offense (Season) – 4,960, 2005	1st	<i>2nd</i>	7th	
Passing Yards (Career) – 14,350	1st	1st	<i>3rd</i>	11th
Passing Yards per Game (Career) – 299.0	<i>2nd</i>	<i>3rd</i>	15th	
Passing Yards (Season) – 4,571, 2005	1st	<i>2nd</i>	12th	
Passing Efficiency (Career) – 170.7 (min. 750 completions)	1st	1st	1st	<i>4th</i>
Passing Efficiency (Season) – 186.1, 2005 (min. 200 completions)	1st	1st	4th	10th
TD Responsible For (Career) – 161	1st	1st	1st	
Pass Attempts (Career) – 1,481	1st	2nd		
Pass Attempts (Season) – 424, 2005	<i>2nd</i>	20th		
Pass Completions (Career) – 906	1st	<i>3rd</i>		
Pass Completions (Season) – 262, 2005	<i>2nd</i>	15th		
Completion Percentage (Career) – 61.2	1st			
Completion Percentage (Season) – 64.2, 2006	1st			

Other Division II Records

Games with a Touchdown Pass – 47
Seasons Gaining 4,000 Yards of Total Offense – 2, 2004 and 2005 [Tied 6 times]
Seasons Gaining 3,000 Yards of Total Offense – 4, 2003-06 [Tied 4 times]
Games with 300 Yards of Total Offense (Career) – 29 [Broken in 2010]
Games with 300 Yards Passing (Career) – 26 [Broken in 2013]
Games with 200 Yards Passing (Career) – 43
Games with 200 Yards Passing (Season) – 14, 2005 [Tied in 2010, 2013]
Yards per Attempt (Career, min. 1,000 attempts) – 9.7
Yards per Completion (Career, min. 900 completions) – 15.8
Games with 3 TD Passes (Career) – 30
Consecutive Games with a TD Pass – 39 [Broken in 2008]
Points Responsible For – 966 [Broken in 2015]

Career Statistics

	G	Eff.	Comp.	Att.	Pct.	Yds.	TD	Int.	Rush	Yds.	TD	Total Off.
2003	11	153.6	200	349	57.3	2987	30	7	92	355	5	3342
2004	12	174.1	222	362	61.3	3826	33	11	97	466	2	4292
2005	14	186.1	262	424	61.8	4571	50	11	127	389	4	4960
2006	11	165.5	222	346	64.2	2966	35	7	105	504	2	3470
Career	48	170.7	906	1481	61.2	14,350	148	36	421	1,714	13	16,064





EAST STROUDSBURG
WARRIORS



WHERE **WARRIORS** BELONG